

824

ANNEXURE-13





Nag & Associates
Chartered Accountants

825
Head Office : C/52, Ground Floor,
Baramunda Housing Board Colony (HIG)
Bhubaneswar, Pin-751 003
Odisha, India
Telefax : + 91 - 674 - 2355022
E-mail : nagandassociates@gmail.com
nagandassociates@yahoo.com

INDEPENDENT AUDITORS' REPORT

To
The Board of Directors
Odisha Power Generation Corporation Limited
Zone -A & Module C/2, 7th Floor Fortune Towers
Chandrasekharpur, Bhubaneswar-751023

Report on the Special Purpose Condensed Interim Financial Statements

We have audited the accompanying Special Purpose Condensed Interim Financial Statements of Odisha Power Generation Limited ("the Company"), which comprise the Special Purpose Condensed Interim Balance Sheet as at 3rd July 2019 (date of COD of Unit-III of the Company), and the Special Purpose Condensed Interim Statement of Profit and Loss for the period ended on that date, and a summary of significant accounting policies and other explanatory information (together hereinafter referred to as the "Special Purpose Audited Condensed Interim Financial Statements"). The audit has been conducted at the specific request of the company to comply with the requirement of filing of tariff petition with Odisha Electricity Regulatory Commission.

Management's Responsibility for the Special Purpose Condensed Financial Statements

The Company's management is responsible for the preparation and presentation of these Special Purpose Audited Condensed Interim Financial Statements in accordance with the basis of accounting described in Note to these Special Purpose Audited Condensed Interim Financial Statements, which have been approved by the Company's Board of Directors. Our responsibility is to express a opinion on these Special Purpose Audited Condensed Interim Financial Statements based on our audit.

Auditor's Responsibility

We conducted our audit of the Special Purpose Condensed Interim Financial Statements in accordance with the Standards on Auditing issued by the Institute of Chartered Accountants of India. Those Standards require that we comply with ethical requirements and plan and perform the audit to obtain reasonable assurance about whether the financial statements are free from material misstatement. An audit of Interim Financial information consists of making inquiries, primarily of persons responsible for financial and accounting matters, and applying analytical and other audit procedures. Audit of Interim Financial Statements is substantially less in scope than an audit conducted in accordance with the Standards on Auditing specified under section 143(10) of the Companies Act, 2013 (the Act), and consequently, does not enable us to obtain assurance that we would become aware of all significant matters that might be identified in an audit.

Branch at Kolkata
2, Chowringhee Approach, 1st Floor, Kolkata - 700072 • Ring : + 91 - 33 - 2212 5217 / 2212 7008
Other Branches at : New Delhi, Patna & Dhanbad



826

Basis of Accounting and restriction on distribution or use

We draw attention to the notes to the Special Purpose Audited Condensed Interim Financial Statements which describes the basis of accounting used for the preparation of these Special Purpose Audited Condensed Interim Financial Statements. The Special Purpose Audited Condensed Interim Financial Statements have been prepared by the Company's Management solely to assist the Management of the Company to file its tariff petition with the Odisha Electricity Regulatory Commission. It may not be suitable for other purpose. The audit report is solely for the aforementioned purpose and accordingly should not be used, referred to or distributed for any other purpose or to any other party without our written consent. Further we do not accept or assume any liability or any duty of care for any other purpose for which or to any other person to whom this audit report is shown to into whose hands it may come without our prior consent in writing.

For Nag & Associates
Chartered Accountants
FRN-312063E

(S. P. Padhi)

Partner

M.No:-053292

UDIN: 20053292AAAAAZ8646

Place:-Bhubaneswar

Date :-03.12.2020



Odisha Power Generation Corporation Limited
Interim Special Purpose Balance Sheet as at July 03, 2019

827

		(Rupees in Lakh)		
	Particulars	Note No.	As at July 03, 2019	As at March 31, 2019
	ASSETS			
1	Non-current assets			
	a. Property, Plant and Equipment	3	3,54,216.79	68,786.80
	b. Capital work-in-progress - Tangible	4	6,03,645.42	8,73,853.23
	c. Other Intangible assets	5	672.50	701.06
	d. Intangible assets under development	6	114.94	114.94
	e. Financial Assets			
	(i) Investments	7	15,300.00	15,300.00
	(ii) Loans and Advances	8	1,156.95	1,006.10
	f. Other non-current assets	9	45,493.33	26,638.41
	Total non-current assets		10,20,599.93	9,86,400.54
2	Current assets			
	a. Inventories	10	21,399.98	5,882.96
	b. Financial Assets			
	(i) Trade receivables	11	30,420.85	34,835.41
	(ii) Cash and cash equivalents	12	81.85	3,960.98
	(iii) Bank Balances other than (ii) above	12	18,264.85	29,241.18
	(iv) Loans	13	4.35	175.61
	(v) Others	14	1,023.12	720.44
	c. Current Tax Assets (Net)	15	145.54	3,058.08
	d. Other current assets	16	18,099.88	5,692.72
	Total Current Assets		89,440.42	83,567.38
	TOTAL ASSETS		11,10,040.35	10,69,967.92
	EQUITY AND LIABILITIES			
	EQUITY			
	a. Equity Share capital	17	1,82,249.74	1,82,249.74
	b. Other Equity	18	1,30,831.46	1,29,983.22
	Total equity		3,13,081.20	3,12,232.96
	LIABILITIES			
1	Non-current liabilities			
	a. Financial Liabilities			
	(i) Trade Payables			
	- Total Outstanding dues of micro and small enterprises		-	-
	- Total Outstanding dues of creditors other than micro and small enterprises		-	-
	(ii) Borrowings	19	7,12,147.51	6,88,283.48
	(iii) Other financial liabilities	20	3,409.01	574.44
	b. Provisions	21	461.06	6,764.57
	c. Deferred tax liabilities (Net)	22	1,022.36	1,022.36
	Total non-current liabilities		7,17,039.94	6,96,644.85
2	Current liabilities			
	a. Financial Liabilities			
	(i) Trade Payables			
	- Total Outstanding dues of micro and small enterprises	23	-	5.79
	- Total Outstanding dues of creditors other than micro and small enterprises	23	20,625.50	4,834.02
	(ii) Borrowings	24	4,295.02	-
	(iii) Other financial liabilities	25	45,965.87	45,676.09
	b. Other current liabilities	26	891.65	1,352.91
	c. Provisions	27	8,141.17	2,023.50
	d. Current Tax Liabilities (Net)	15	-	7,197.80
	Total Current Liabilities		79,919.21	61,090.11
	TOTAL EQUITY AND LIABILITIES		11,10,040.35	10,69,967.92

Notes forming part of the financial statements

1-37

In terms of our report attached.

For Nag & Associates
Chartered Accountants


(S.P. Padhi)


Partner
FRN : 312063E
Membership No: 053292




Place : Bhubaneswar

Date : 03.12.2020


(Prayakar Mohanty)
Director Finance


(Indranil Dutta)
Managing Director



Odisha Power Generation Corporation Limited
Interim Special Purpose Statement of Profit and Loss for the Period Ended July 03, 2019

(Rupees in Lakh)

	Particulars	Note No.	Period ended July 03, 2019	Year ended March 31, 2019
I	Revenue from Operations	28	17,545.73	86,291.87
II	Other Income	29	600.98	2,479.36
III	Total Income (I + II)		18,146.71	88,771.23
IV	Expenses			
	a. Cost of materials consumed	30	10,750.96	44,017.03
	b. Employee benefit expenses	31	2,202.09	7,124.01
	c. Finance costs	32	18.39	35.92
	d. Depreciation and amortization expenses	33	1,210.70	2,219.82
	e. Impairment losses	34	-	-
	f. Other expenses	35	3,116.29	8,181.07
	Total expenses (IV)		17,298.43	61,577.85
V	Profit before exceptional items and tax (III - IV)		848.28	27,193.38
VI	Exceptional Items		-	-
VII	Profit before tax (V-VI)		848.28	27,193.38
VIII	Tax Expenses:			
	(i) Current tax		-	10,031.81
	(ii) Tax of earlier years		-	-664.89
	(iii) Deferred tax		-	678.83
	Total tax expenses		-	10,045.75
IX	Profit for the period/year (VII - VIII)		848.28	17,147.63
X	Other Comprehensive Income / (Losses)			
	(i) Items that will not be reclassified to profit and loss			
	Remeasurements of the defined benefit plans		-	-706.01
	(ii) Income tax relating to items that will not be reclassified to profit and loss		-	246.71
	(i) Items that will be reclassified to profit and loss		-	-
	(ii) Income tax relating to items that will be reclassified to profit and loss		-	-
	Total Comprehensive Income / (Losses)		-	-459.30
XI	Total Comprehensive Income / (Losses) for the year (IX+X) (Comprising Loss and Other Comprehensive Income for the year)		848.28	16,688.33
XII	Earnings per equity share:- Basic and diluted (Rs)	36		
XIII	Notes forming part of the financial statements	1-37		

In terms of our report attached.

For Nag & Associates
Chartered Accountants

(S.P. Padhi)
Partner
FRN : 312063E
Membership No: 053292



(Pravakar Mohanty)
Director Finance

(Indranil Dutta)
Managing Director

Place : Bhubaneswar
Date : 03.12.2020



Notes to Financial Statements


1. General Corporate Information:

Odisha Power Generation Corporation Limited ("the Company") incorporated in India with its registered office at Bhubaneswar, Odisha, India. The main objective of Company is of establishing, operating & maintaining large thermal power generating stations.

The vision of the Company is to be a world-class power utility committed to generate clean, safe and reliable power, enhancing value for all stake holders and contributing to National growth.

The functional and presentation currency of the Company is Indian Rupee ("INR") which is the currency of the primary economic environment in which the Company operates.

The Accounting Policy to form part of the financial statements for the Period ended July 03,2019 is in line with the Accounting Policy approved by the Board of Directors for the year 2019-20



2. Significant Accounting Policies

The significant accounting policies applied by the Company in preparation of its financial statements are listed below. Such accounting policies have been applied consistently to all the periods presented in these financial statements and preparing the opening Ind AS financial statement as at April 1, 2015 for purpose of transitions to Ind AS, unless otherwise indicated.

2.1 Basis of preparation

The financial statements of the Company have been prepared in accordance with Ind AS and relevant provisions of the Companies Act, 2013 (to the extent notified and applicable).

The Company has adopted all the applicable Ind AS and such adoption was carried out in accordance with Ind AS 101 – First Time Adoption of Indian Accounting Standards. The Company has transited from Indian GAAP which is its previous GAAP, as defined in Ind AS 101 with necessary disclosures relating to reconciliation of Shareholders' equity and the comprehensive net income as per Previous GAAP to Ind AS.

The financial statements have been prepared under the historical cost convention with the exception of certain assets and liabilities that are required to be measured at fair values by Ind AS. Fair value is the price that would be received to sell an asset or paid to transfer a liability in an orderly transaction between market participants at the measurement date. Historical cost is generally based on the fair value of the consideration given in exchange for goods and services.

All assets and liabilities have been classified as current or non-current as per Company's operating cycle and other criteria set out in Schedule-III of the Companies Act 2013. Based on the nature of business, the Company has ascertained its operating cycle as 12 months for the purpose of Current or noncurrent classification of assets and liabilities.

2.2 Changes in accounting policies and disclosures

New and amended standards

The accounting policies adopted in the preparation of the Financial Statements are consistent with those followed in the preparation of the Company's annual financial statements for the year ended 31st March 2019, except for the adoption of new standard effective as of 1st April, 2019. The Company has not early adopted any other standard, interpretation or amendment that has been issued but is not yet effective. In addition to Ind AS 116 - "Leases", which is applicable for the first time, several other amendments and interpretations apply for the first time from 1st April, 2019, but do not have an impact on the Financial Statements of the Company

2.2.1 Ind AS 116 – "Leases"

Ind AS 116 supersedes Ind AS 17 "Leases". The standard sets out the principles for the recognition, measurement, presentation and disclosure of leases and requires lessees to account for all leases under a single on-balance sheet model. Effective 1st April, 2019, the Company adopted Ind AS 116 "Leases" and applied to all lease contracts, identified under Ind AS 17, existing on 1st April, 2019 using the modified retrospective method on the date of initial application. Pursuant to adoption of Ind AS 116, the Company recognised right-of-use assets and lease liabilities for those leases which were previously classified as operating leases, except for short-term leases and leases of low-value assets. The Company recorded the lease liability at the present value of the lease payments at the date of initial application and right-of-use asset at an amount equal to the lease liability adjusted for any prepayments/ accruals recognised in the balance sheet as on 31st March, 2019. There is no impact on retained earnings as on 1st April, 2019.



Pursuant to above, the Company recognized right-of-use asset and lease liability as at 1st April, 2019 amounting to Rs 1178. 30 Lakh and Rs Nil Lakh respectively as all the payments towards lease liability already made at the time of lease agreement.

Set out below are the new accounting policies of the Company upon adoption of Ind AS 116, which have been applied from the date of initial application:

- **Right-of-use assets:** The Company recognises right-of-use assets at the commencement date of the lease. Right-of-use assets are measured at cost, less any accumulated depreciation and impairment losses, and adjusted for any remeasurement of lease liabilities. The cost of right-of-use assets, which comprises the initial amount of the lease liability, initial direct costs incurred, and lease payments made at or before the commencement date less any lease incentives received. Unless the Company is reasonably certain to obtain ownership of the leased asset at the end of the lease term, the recognised right-of-use assets are depreciated on a straight-line basis over the lower of its estimated useful life and the lease term. Right-of-use assets are subject to impairment
- **Lease liabilities:** At the commencement date of the lease, the Company recognises lease liabilities measured at the present value of lease payments to be made over the lease term. The lease payments include fixed payments less any lease incentives receivable, variable lease payments that depend on an index or a rate, and amounts expected to be paid under residual value guarantees. The lease payments also include the exercise price of a purchase option reasonably certain to be exercised by the Company and payments of penalties for terminating a lease, if the lease term reflects the Company exercising the option to terminate. The variable lease payments that do not depend on an index or a rate are recognised as expense in the period on which the event or condition that triggers the payment occurs. In calculating the present value of lease payments, the Company uses the incremental borrowing rate at the lease commencement date if the interest rate implicit in the lease is not readily determinable. After the commencement date, the amount of lease liabilities is increased to reflect the accretion of interest and reduced for the lease payments made. In addition, the carrying amount of lease liabilities is remeasured if there is a modification, a change in the lease term, a change in the in-substance fixed lease payments or a change in the assessment to purchase the underlying asset.
- **Short-term leases and leases of low-value assets:** The Company applies the short-term lease recognition exemption to its short-term leases (i.e., those leases that have a lease term of 12 months or less from the commencement date and do not contain a purchase option). It also applies recognition exemption to leases for which the underlying asset is of low value. Lease payments on short-term leases and leases of low-value assets are recognised as expense on a straight-line basis over the lease term.

Lessor accounting under Ind AS 116 is substantially unchanged compared to Ind AS 17. Therefore, Ind AS 116 did not have an impact for leases where the Company is lessor

The Company has not early adopted any standards or amendments that have been issued but are not yet effective.

2.2.2 Amendments to Ind AS 12 'Income taxes'

The first amendment requires an entity to create a corresponding liability for Dividend Distribution Tax (DDT) when it recognises a liability to pay a dividend. The liability for DDT shall be recorded in statement of profit & loss, other comprehensive income or equity, as the case may be.



The second amendment (Appendix C of Ind AS12) relates to tax consequence of an item whose tax treatment is uncertain. Tax treatment of an item is considered as uncertain when there is uncertainty whether the relevant taxation authority will accept the tax treatment of that item or not. If there is uncertainty over tax treatment of an item an entity should predict the resolution of the uncertainty. If it is probable that the taxation authority will accept the tax treatment, there will be no impact on the amount of taxable profits/losses, tax bases, unused tax losses/credits and tax rates. In vice-versa case, the entity shall show the effect of the uncertainty for each uncertain tax treatment on amount of related items by using either the most likely outcome or the expected outcome of the uncertainty.

2.2.3 Amendment to Ind AS 19 'Employee benefits'

The amendments to the guidance in Ind AS 19, 'Employee Benefits', in connection with accounting for plan amendments, curtailments and settlements require an entity:

- to use updated assumptions to determine current service cost and net interest for the remainder period of a plan amendment, curtailment or settlement; and
- to recognise in profit or loss as part of past service cost, or a gain or loss on settlement, any reduction in a surplus, even if that surplus was not previously recognised because of the impact of the asset ceiling.

2.2.4 Amendment to Ind AS 23 'Borrowing Costs'

The amendments to the guidance in Ind AS 23, 'Borrowing Costs', clarifies the following:


- while computing the capitalisation rate for funds borrowed generally, borrowing costs applicable to borrowings made specifically for obtaining a qualified asset should be excluded, only until the asset is ready for its intended use or sale.
- borrowing costs (related to specific borrowings) that remain outstanding after the related qualifying asset is ready for its intended use or sale would subsequently be considered as part of the general borrowing costs.

2.3 Use of estimates and critical accounting judgments.

These financial statements have been prepared based on estimates and assumptions in conformity with the recognition and measurement principles of Ind AS.

In preparation of financial statements, the company makes judgments, estimates and assumptions that may impact the application of accounting policies and the reported value of assets, liabilities, income, expenses and related disclosures concerning the items involved as well as contingent assets and liabilities at the balance sheet date. The estimates and management's judgments are based on historical experience and other factors considered reasonable and prudent in the circumstances. They are formulated when the carrying amount of assets and liabilities is not easily determined from other sources. Actual results may differ from these estimates.

The estimates and underlying assumptions are reviewed on an ongoing basis. Revisions to accounting estimates are recognized in the period in which the estimates are revised and any future periods affected. Significant judgements and estimates relating to the carrying amount of assets and liabilities, while evaluating / assessing useful lives of property, plant and equipment, impairment of property, plant and equipment, impairment of investments, provision for employee benefits and other provisions, recoverability of deferred tax assets, commitments and contingencies is considered.



Key sources of estimation of uncertainty at the reporting date, which may cause a material adjustment to the carrying amounts of assets and liabilities for future years are provided in at para 2.22.

2.4 Cash and cash equivalent.

Cash and cash equivalents in the balance sheet comprises of cash at banks, cash in hand and short-term deposits with original maturity of three months or less, which are subject to an insignificant risk of changes in value, unrestricted for withdrawal and usage.

2.5 Cash Flow Statement

Cash flow is reported using the indirect method, where by profit / (loss) before extra-ordinary items and tax is adjusted for the effect of transactions of non-cash nature and any deferrals or accruals of past or future cash receipts or payments. For the purposes of the Cash Flow Statement, cash and cash equivalents as defined above is the net of outstanding bank overdrafts. In the balance sheet, the bank overdrafts are shown under borrowings in current liabilities.

2.6 Investments in subsidiaries, associates and joint ventures

SUBSIDIARY - A subsidiary is an entity that is controlled by another entity. Control is achieved when the Company, has power over the investee, is exposed, or has rights, to variable returns from its involvement with the investee; and has the ability to use its power to affect its returns.

The Company reassesses whether or not it controls an investee if facts and circumstances indicate that there are changes to one or more of the three elements of control listed above.

ASSOCIATE - An associate is an entity over which the Company has significant influence. Whereas significant influence is the power to participate in the financial and operating policy decisions of the investee but is not control or joint control over those policies.

INTERESTS IN JOINT VENTURES - A joint venture is a joint arrangement whereby the parties that have joint control of the arrangement have rights to the net assets of the joint arrangement. Joint control is the contractually agreed sharing of control of an arrangement, which exists only when decisions about the relevant activities require unanimous consent of the parties sharing control.

Investment in subsidiaries, associates and joint ventures are measured at cost in accordance with Ind AS 27 – Separate Financial Statements, less any impairment in net recoverable value that has been recognised in profit or loss.

2.7 Property, Plant and Equipment and Intangible Assets (Other than goodwill)

Tangible Assets:

Property, plant and equipment held for use in the production or/ and supply of goods or services, or for administrative purposes, are measured at cost, less any subsequent accumulated depreciation and impairment loss, if any. Such cost comprises purchase price (net of recoverable taxes, trade discount and rebate etc.), borrowing cost, and any cost directly attributable to bringing the assets to its location and condition for intended use.

Expenditure incurred on development of freehold land is capitalized as part of the cost of the land. Deposits, payments / liabilities made provisionally towards compensation, rehabilitation and other expenses relating to land in possession are treated as cost of land.

In case of self-constructed assets, cost includes the costs of all materials used in construction, direct labour, allocation of overheads, borrowing costs if any attributable to such construction.



834

Deposit works/cost plus contracts are accounted for on the basis of statements of account received from the contractors and verified & accepted by the company.

In the case of assets put to use, where final settlement of bills with contractors are yet to be effected, capitalization is done on provisional basis subject to necessary adjustment, if any, in the year of final settlement.

Unsettled liabilities for price variation in case of contracts are accounted for on estimated basis as per terms of the contracts.

Assets and systems common to more than one generating unit are capitalized on the basis of engineering estimates / assessments.

Spare parts having unit value of more than Rs 5 lakh that meets the criteria for recognition as Property, plant and equipment are recognized as Property, plant and equipment. Other spare parts are carried as inventory and recognised in the statement of profit and loss on consumption.

Intangible Assets:

Intangible assets acquired are reported at cost less accumulated amortization and accumulated impairment losses. Intangible assets having finite useful lives are amortized over their estimated useful lives, whereas intangibles assets having infinite useful lives is not amortized. The estimated useful life and amortization method are reviewed at the end of each annual reporting period, with the effect of any changes in estimate being accounted for on a prospective basis.

Subsequent expenditure:

Subsequent costs are included in the assets carrying amount or recognized as a separate asset, as appropriate, only when it is probable that future economic benefits associated with the item will flow to the entity and the cost of the item can be measured reliably.

Expenditure on major maintenance or repairs including cost of replacing the parts of assets and overhaul costs where it is probable that future economic benefits associated with the item will be available to the Company, are capitalized and the carrying amount of the item so replaced is derecognized. Similarly, overhaul costs associated with major maintenance are capitalized and depreciated over their useful lives where it is probable that future economic benefits will be available and any remaining carrying amounts of the cost of previous overhauls are derecognized.

The costs of the day-to-day servicing of property, plant and equipment is recognized in the statement of profit and loss as incurred.

Decommissioning costs

The present value of the expected cost for the decommissioning of the asset after its use is included in the cost of the respective asset if the recognition criteria for a provision are met.

Capital work-in-progress

Expenditure incurred on construction of assets which are not ready for their intended use are carried at cost less impairment (if any) under Capital Work-in progress. The cost includes purchase cost of materials / equipment's duties and nonrefundable taxes, any directly attributable costs and Interest on borrowings used to finance the construction of assets.



8



Capital expenditure on assets not owned by the company related to generation of electricity business is reflected as a distinct item in capital work-in-progress till the period of completion and ready for the intended use and, thereafter, under Property, plant and equipment. However, similar expenditure for CSR / community development is charged off to revenue

Expenses for assessment of new potential projects incurred till and for the purpose of making investment decision are charged to revenue.

Expenses incurred relating to project, net of income earned during project development stage prior to its intended use are considered as expenditure during construction / trial run and disclosed under Capital-work-in-Progress.

Depreciation & Amortization:

Depreciation is recognised in statement of profit and loss on a straight-line basis over the estimated useful lives of each part of an item of property, plant and equipment. Freehold Land is not depreciated. Premium paid on leasehold land including land development and rehabilitation expense are amortized over 30 years by taking its useful life.

Capital expenditure on assets laid on land not owned by the company as mentioned above is amortized over a period of its useful life.

Depreciation is provided on a straight-line basis over the useful lives of assets, which is in accordance with Schedule II of Companies Act, 2013 or based upon technical estimate made by the Company.

Depreciation on the following assets are provided over estimated useful life as ascertained based on internal assessment and independent technical evaluation that the useful lives as best represent the period over which Company expects to use these assets. Hence the useful lives for these assets are different from the useful life as prescribed under part C of Schedule II of the Companies Act 2013.


Tangible Assets:

Particulars	Depreciation / amortization
Plant & Equipment (BTG & BOP)	Over a period of 30 years
Leasehold Land	Over the lease period or 30 years whichever is less. In absence of finalization of lease period, amortization made over a period of 30 years.
Ash Ponds	Over remaining period of useful life, evaluated on the basis of technical estimate made annually which includes the estimates of generation, utilization and increase of capacity in future years.
Porta Cabin	Over a period of five years
Tools and Tackles	Over a period of five years
CMT Colony Buildings	Over a period of 30 Years

Intangible Assets

Particulars	Depreciation / amortization
Computer software / licenses	Over a period of legal right to use subject to maximum ten years.

The estimated useful lives and residual values are reviewed at each year end, with the effect of any changes in estimate, accounted for on a prospective basis. Each component of an item of



property, plant and equipment with a cost that is significant in relation to the total cost of that item is depreciated separately if its useful life differs from the others components of the asset.

Property, plant and equipment including tools and tackles costing up to Rs. 5,000/- are fully depreciated in the year in which it is for put to use.

Physical verification of Fixed Assets are undertaken in a phased manner by the management over a period of three years. The discrepancies noticed, if any, are accounted for in the year in which such differences are found.

Disposal and derecognition of assets

An item of property, plant and equipment and intangible asset is derecognized upon disposal or when no future economic benefits are expected to arise from the continued use of the asset. Any gain or loss arising on the disposal or retirement of an item of property, plant and equipment is determined as the difference between the proceeds from disposal, if any and the carrying amount of the asset and is recognized in profit or loss.

2.8 Impairment of tangible and intangible assets

At the end of each reporting period, the Company reviews the carrying amounts of its tangible and intangible assets to determine whether there is any indication that those assets have suffered an impairment loss. If any such indication exists, the recoverable amount of asset is reviewed in order to determine the extent of the impairment loss if any.

Where an asset does not generate cash flows that are largely independent of those from other assets, the Company estimates the recoverable amount of the cash generating unit (CGU) to which the asset belongs. Thermal Power Plant and each Mini Hydel Project are separately considered as cash generating units for determination of impairment of assets.

Intangible assets with an indefinite useful life are tested for impairment annually and whenever there is an indication that the assets may be impaired.

Recoverable amount is the higher of fair value less cost to sell and value in use. In assessing value in use, the estimated future cash flows are discounted to their present value using a pre-tax discount rate, that reflects current market assessments of time value of money and the risks specific to the asset for which the estimation of future cash flows have not been adjusted. An impairment loss is recognized in the statement of profit and loss as and when the carrying amount of an asset exceeds its recoverable amount.

When an impairment loss subsequently reverses, the carrying amount of asset (or cash generating unit) is increased to the revised estimate of its recoverable amount so that the increased carrying amount does not exceed the carrying amount that would have been determined if there had no impairment loss been recognized for the asset (or a cash generating unit) in prior year. A reversal of an impairment loss is recognized in the statement of profit and loss immediately.

2.9 Foreign Currency Transactions

Transactions in foreign currencies are initially recorded in reporting currency i.e. Indian Rupees, using the exchange rates prevailing on the dates of the transactions. Monetary assets and liabilities denominated in foreign currencies are retranslated at the rates of exchange prevailing at the end of the reporting period. Non-monetary items are measured at historical cost.

Exchange differences arising on monetary items are recognized in the statement of profit and loss in the period in which they arise.



2.10 Provisions, Contingent Liabilities and Contingent Assets

Provisions are recognized when the Company has a present obligation (legal or constructive) as a result of a past event which is expected to result in an outflow of resources embodying economic benefits which can be reliably estimated.

The amount recognized as a provision is the best estimate of the expenditure required to settle the present obligation at the balance sheet date, taking into account the risks and uncertainties surrounding the obligation. When appropriate, provisions are measured on a discounted basis. The discount rate used is a pre-tax rate that reflects current market assessments of the time value of money in that jurisdiction and the risks specific to that liability.

Onerous contracts

A provision for onerous contracts is recognized when the expected benefits to be derived by the Company from a contract are lower than the unavoidable cost of meeting its obligations under the contract. The provision is measured at the present value of the lower of the expected cost of terminating the contract and the expected net cost of continuing with the contract.

Restoration, rehabilitation and decommissioning

An obligation to incur restoration, rehabilitation and environmental costs arises when environmental disturbance is caused by the development or ongoing production of power and other manufacturing facilities.

If recognized, such costs are discounted to net present value and are provided for and a corresponding amount is capitalized at the start of each project, as soon as the obligation to incur such costs arises. These costs are charged to the statement of profit or loss over the life of the operation through the depreciation of the asset and the unwinding of the discount on the provision. The cost estimates are reviewed periodically and are adjusted to reflect known developments which may have an impact on the cost estimates or life of operations. The cost of the related asset is adjusted for changes in the provision due to factors such as updated cost estimates, changes to lives of operations, new disturbance and revisions to discount rates. The adjusted cost of the asset is depreciated prospectively over the lives of the assets to which they relate. The unwinding of the discount is shown as finance and other cost in the statement of profit or loss.

Environmental liabilities


Environment liabilities are recognized when the company becomes obliged, legally or constructively to rectify environmental damage or perform remediation work.

Litigation

Provision is recognized once it has been established that the Company has a present obligation based on consideration of the information which becomes available up to the date on which the Company's financial statements are finalized.

Contingent Liabilities and Assets:

Contingent liabilities are possible obligations that arise from past events and whose existence of which will be confirmed only on occurrence or non-occurrence of one or more future uncertain events not wholly within the control of the Company. Where it is not probable that an outflow of economic benefits will be required to settle the obligations, or the amount cannot be measured with sufficient reliability, the obligation is disclosed as a contingent liability, unless the possibility of any outflow in settlement is remote. Contingent liabilities are disclosed on the



basis of judgment of the management / independent experts. These are reviewed at each balance sheet date and are adjusted to reflect the current management estimate.

Contingent assets are possible assets that arise from past events and whose existence will be confirmed only by the occurrence or non-occurrence of one or more uncertain future events not wholly within the control of the Company. Contingent assets are disclosed in the financial statements when inflow of economic benefits is probable on the basis of judgment of management. These are assessed continually to ensure that developments are appropriately reflected in the financial statements.

2.11 Leases

The Company determines whether an arrangement contains a lease by assessing whether the fulfilment of a transaction is dependent on the use of a specific asset and whether the transaction conveys the right to use that asset to the Company in return for payment. Where this occurs, the arrangement is deemed to include a lease and is accounted for accordingly.

Leases are classified as finance leases whenever the terms of the lease transfers substantially all the risks and rewards of ownership to the lessee. All other leases are classified as operating leases.

The Company as lessee.

The Company's lease asset classes primarily consist of leases for land, plant & equipment, buildings and offices. The Company assesses whether a contract contains a lease, at the inception of a contract. Assets held under finance leases are initially recognised as assets of the Company at their fair value at the inception of the lease or, if lower, at the present value of the minimum lease payments. The corresponding liability to the lessor is included in the balance sheet as a finance lease obligation. For short-term leases, non-lease components and lease of low value assets, the Company recognizes the lease rental payments as an operating expense.

Certain lease arrangements include the options to extend or terminate the lease before the end of the lease term. ROU assets and lease liabilities includes these options when it is reasonably certain that they will be exercised.

The right-of-use assets are initially recognized at cost, which comprises the initial amount of the lease liability adjusted for any lease payments made at or prior to the commencement date of the lease plus any initial direct costs. They are subsequently measured at cost less accumulated depreciation and impairment losses, if any. An impairment loss is recognized where applicable, when the carrying value of ROU assets of cash generating units exceeds its fair value or value in use, whichever is higher.

Right-of-use assets are depreciated from the commencement date on a straight-line basis over the lease term. The lease liabilities are initially measured at the present value of the future lease payments.

The Company as lessor

Leases for which the Company is a lessor is classified as a finance or operating lease. Whenever the terms of the lease transfer substantially all the risks and rewards of ownership to the lessee, the contract is classified as a finance lease. All other leases are classified as operating leases.

The Company has the following policy applicable till 31st March 2019 Ind As -17 "Leases".

A lease is classified as a finance or an operating lease as applicable.



Operating lease: Rental income from operating leases is recognized in the statement of profit and loss on a straight-line basis over the term of the relevant lease unless another systematic basis is more representative of the time pattern in which economic benefits from the leased asset is diminished. Initial direct costs incurred in negotiating and arranging an operating lease are added to the carrying amount of the leased asset and recognized on a straight-line basis over the lease term.

Finance lease: When assets are leased out under a finance lease, the present value of the minimum lease payments is recognized as a receivable. The difference between the gross receivable and the present value of the receivable is recognized as an unearned finance income. Lease income is recognized over the term of the lease using the net investment method before tax, which reflects a constant periodic rate of return.

2.12 Inventories

Cost of Inventories includes purchase price, nonrefundable taxes & duties and other directly attributable costs incurred in bringing the same to their present location and condition.

Inventories of construction materials, raw materials, stores, chemicals, spare parts and loose tools are valued at lower of cost determined on weighted average basis and net realizable value. Materials in transit and materials pending for inspection are valued at cost.

The diminution in the value of unserviceable, obsolete and surplus stores and spares is ascertained on the basis of annual review and provided for in the statement of profit and loss.

Transit and handling losses /gain arises on physical verification including carpeting of coal are included in the cost of coal. Carpeting of coal during pre-commissioning period is treated as inventory and charged off to cost in the first year of operation.

Handling losses including sludge of oil as per company norms are included in the cost of oil.

2.13 Trade receivable

Trade receivables are amounts due from customers for sale of electrical energy in the ordinary course of business.

Trade receivables are measured at their transaction price unless it contains a significant financing component in accordance with Ind AS 115 (or when the entity applies the practical expedient) or pricing adjustments embedded in the contract. Loss allowance for expected life time credit loss is recognized on initial recognition.

2.14 Financial Instruments



Financial assets and liabilities are recognized when the Company becomes a party to the contractual provisions of the instrument. Financial assets and liabilities are initially measured at fair value. Transaction cost that are directly attributable to the acquisition or issue of financial assets and financial liabilities (other than financial assets and financial liabilities at fair value through profit or loss) are added to or deducted from the fair value measured on initial recognition of financial asset or financial liabilities.

Financial assets at amortized cost

Financial assets are subsequently measured at amortized costs if these financial assets are held within a business model whose objective is to hold these assets in order to collect contractual cash flows and the contractual terms of the financial assets give rise on specified dates to cash flows that are solely payments of principal and interest on the principal amount outstanding.

Financial assets at fair value through other comprehensive income (FVTOCI)

Financial assets are measured at fair value through other comprehensive income if these financial assets are held within a business model whose objective is achieved by both collecting contractual cash flows and selling financial assets and contractual term of the financial assets



give rise on specified days to cash flows that are solely payment of principals and the interest on principal amount outstanding.

Financial assets at Fair value through Profit or loss (FVTPL)

Financial assets are measured at fair value through profit or loss unless it is measured at amortized cost or at fair value through other comprehensive item on initial recognition. The transaction cost directly attributable to the acquisition of financial assets and liabilities at fair value through profit or loss are immediately recognized in the statement of profit or loss.

Financial liabilities and equity instruments issued by the Company

Financial Liabilities

Trade and other payables are initially measured at fair value, net of transaction costs, and are subsequently measured at amortized cost, using the effective interest rate method.

Other financial liabilities are measured at amortized cost using the effective interest method.

Equity instruments

An equity instrument is any contract that evidences a residual interest in the assets of an entity after deducting all of its liabilities. Equity instruments issued by the Company are recognized at the proceeds received, net of direct issue costs.

Compound instruments

The component parts of compound instruments (convertible instruments) issued by the Company are classified separately as financial liabilities and equity in accordance with the substance of the contractual arrangement. At the date of issue, the fair value of the liability component is estimated using the prevailing market interest rate for a similar non-convertible instrument. This amount is recorded as a liability on an amortized cost basis using the effective interest method until extinguished upon conversion or at the instrument's maturity date. The equity component is determined by deducting the amount of the liability component from the fair value of the compound instrument as a whole. This is recognized and included in equity, net of income tax effects, and is not subsequently re-measured.

Financial guarantee contract liabilities

Financial guarantee contract liabilities are initially measured at their fair values and, if not designated as at FVTPL, are subsequently measured at the higher of:

- the amount of the obligation under the contract, as determined in accordance with IND AS 37 - Provisions, Contingent Liabilities and Contingent Assets; and
- the amount initially recognized less, where appropriate, cumulative amortization recognized in accordance with the revenue recognition policies.

Derecognition of financial assets

The Company derecognizes a financial asset only when the contractual rights to the cash flows from the asset expire, or when it transfers the financial asset and substantially all the risks and rewards of ownership of the asset to another entity.

Impairment of financial assets

At each reporting date, the Company assess whether the credit risk on a financial instrument has increased significantly since initial recognition.

If, at the reporting date, the credit risk on a financial instrument has not increased significantly since initial recognition, the Company measures the loss allowance for that financial instrument at an amount equal to 12-month expected credit losses. If, the credit risk on that financial



instrument has increased significantly since initial recognition, the Company measures the loss allowance for a financial instrument at an amount equal to the lifetime expected credit losses.

The amount of expected credit losses (or reversal) that is required to adjust the loss allowance at the reporting date is recognized as an impairment gain or loss in the statement of profit and loss.

Derecognition of financial liability

The Company derecognizes financial liabilities when, and only when, the Company's obligations are discharged, cancelled or they expire.

Offsetting financial instruments

Financial assets and liabilities are offset and the net amount reported in the balance sheet when there is a legally enforceable right to offset the recognized amounts and there is an intention to settle on a net basis or realize the asset and settle the liability simultaneously. The legally enforceable right must not be contingent on future events and must be enforceable in the normal course of business.

2.15 Borrowing cost

Borrowing Costs comprise interest expenses, applicable gain / loss on foreign currency borrowings in appropriate cases and other borrowing costs. Interest expense arising from financial liabilities is accounted for under effective interest rate method.

Borrowing costs directly attributable to the acquisition, construction or production of qualifying assets are added to the cost of those assets, until such time as the assets are substantially ready for their intended use.

A qualifying asset is an asset that necessarily takes a substantial period of time to get ready for their intended use. The Company considers a period of twelve months or more as a substantial period of time.

When the Company borrows funds specifically for the purpose of obtaining a qualifying asset, the borrowing costs incurred are capitalised. When Company borrows funds generally and uses them for the purpose of obtaining a qualifying asset, the capitalisation of the borrowing costs is computed based on the weighted average cost of general borrowing that are outstanding during the period and used for the acquisition, construction/exploration or erection of the qualifying asset.

Capitalization of borrowing costs ceases when substantially all the activities necessary to prepare the qualifying assets for their intended uses are complete.


All other borrowing costs are recognized in the statement of profit and loss in the period in which they are incurred.

2.16 Accounting for Government grants / Grants in Aid

Government grants are recognized when there is reasonable assurance that we will comply with the conditions attaching to them will be complied and that the grants will be received.

Government grants are recognized in the statement of profit and loss on a systematic basis over the periods in which the Company recognizes as expenses the related costs for which the grants are intended to compensate. Government grants whose primary condition is that the Company should purchase, construct or otherwise acquire non-current assets are recognized in the balance sheet by setting up the grant as deferred income.

Other government grants (grants related to income) are recognized as income over the periods necessary to match them with the costs for which they are intended to compensate, on a systematic basis. Government grants that are receivable as compensation for expenses or losses



already incurred or for the purpose of providing immediate financial support within future related costs are recognized in the statement of profit and loss in the period in which they become receivable.

Grants related to income are presented under other income in the statement of profit and loss except for grants received in the form of rebate or exemption which are deducted in reporting the related expense.

The benefit of a government loan at a below-market rate of interest is treated as a government grant, measured as the difference between proceeds received and the fair value of the loan based on prevailing market interest rates.

2.17 Employee Benefits

Short-term employee benefits

Liability in respect of short-term employee benefit is recognized at the undiscounted amount of the benefits expected to be paid in respect of service rendered by employee in an accounting period.

Post-employment benefits

i. Defined contribution plans

Defined contribution plans are those plans where the Company pays fixed contributions to a fund managed by independent trust. Contributions are paid in return for services rendered by employees during the year. The Company has no legal or constructive obligations to pay further contributions if the fund does not hold sufficient assets to pay employee benefits. The Company pays fixed contribution to Provident Fund at predetermined rates to a separate trust, which invests the funds in permitted securities. The contributions to the fund for the year are recognized as expense and are charged to the statement of profit and loss. The obligation of the Company is to make such fixed contributions and to ensure a minimum rate of return to the members as specified by the Government of India (GoI).


ii. Defined benefit plans

A defined benefit plan is a post-employment benefit plan other than a defined contribution plan. The gratuity schemes are funded by the Company and are managed by separate trusts. The present value of these defined benefit plans are ascertained by an independent Actuary on each balance sheet date using the Projected Unit Credit Method as per requirement of Ind AS 19 – Employee Benefits. Re-measurement gains and losses of the net defined benefit liability/ (asset) are recognized immediately in other comprehensive income. The service cost, net interest on the net defined benefit liability / (asset) is treated as a net expense within employment costs. Past service cost is recognized as an expense when the plan amendment or curtailment occurs or when any related restructuring costs or termination benefits are recognized, whichever is earlier.

The retirement benefit obligation recognized in the balance sheet represents the present value of the defined-benefit obligation as reduced by the fair value plan assets.

Long-term employee benefits (unfunded)

These benefits include liabilities towards leave benefits (including compensated absence which are not expected to occur within twelve months after the end of the period in which the employee renders the related service) and two months last drawn salary to meet travelling expenses payable in case of retirement on superannuation or death. The present value of obligation against long term employee benefits is ascertained on each balance sheet date by an independent actuary using Projected Unit Credit Method as per requirement of Ind AS 19 – Employee Benefits. All actuarial gains and losses and past service cost are recognized in the statement of profit and loss in the period in which they arise.



As per the Company's policy, permanent company cader eligible employees are paid six months last drawn salary as one-time financial benefit toward pension on retirement. The present value of obligation against long term employee benefits is ascertained on each balance sheet date by an independent actuary using Projected Unit Credit Method as per requirement of Ind AS 19 – Employee Benefits. All actuarial gains and losses and past service cost are recognized in the statement of profit and loss in the period in which they arise.

Expenses on leave travel concession, leave salary including pension contribution (employees on deputation) are accounted for on cash basis following materiality concept.

2.18 Tax Expenses

Tax expense for the year comprises current and deferred tax.

Current tax:

The tax currently payable is based on taxable profit for the year. Taxable profit differs from net profit as reported in the statement of profit and loss because it excludes items of income or expense that are taxable or deductible in other years and it further excludes items that are never taxable or deductible. The Company's liability for current tax is calculated using tax rates and tax laws that have been enacted or substantively enacted by the end of the reporting period.

Deferred tax

Deferred tax is recognized on temporary differences between the carrying amount of assets and liabilities in the financial statements and the corresponding tax bases used in the computation of taxable profit. Deferred tax assets and liabilities are calculated at the tax rates that are expected to apply in the period in which the asset is realized or the liability is settled, based on tax rates and tax laws that have been enacted or substantively enacted by the end of the reporting period.

Deferred tax assets and liabilities are offset to the extent that they relate to taxes levied by the same tax authority and there are legally enforceable rights to set off current tax assets and current tax liabilities within that jurisdiction.

The carrying amount of Deferred tax liabilities and assets are reviewed at the end of each reporting period.

2.19 Revenue Recognition

Effective 1 April 2018, the Company has adopted Ind AS 115 "Revenue from Contracts with Customers" using the cumulative effect method, applied to the contracts that were not completed as of 1 April 2018 and therefore the comparatives have not been restated and continues to be reported as per Ind AS 18 "Revenue".

The Company's operations in India are regulated under the Electricity Act, 2003 and Odisha Electricity Regulatory Commission ("OERC") determines the major part of tariff for the power plants.

Revenue from the sale of electrical energy which is regulated based on certain formulae and parameters set out in tariff regulations issued from time to time. Tariff is based on the cost incurred for a specific power plant and primarily comprises two components: capacity charge i.e. a fixed charge, that includes depreciation, cost of capital, return on equity, interest on working capital, operation & maintenance expenses, interest on loan and energy charge i.e. a variable charge primarily based on fuel costs.

Revenue is measured based on the consideration that is specified in a contract with a customer or is expected to be received in exchange for the products or services and excludes amounts collected on behalf of third parties. The Company recognises revenue when (or as) the



849

performance obligation is satisfied, which typically occurs when (or as) control over the products or services is transferred to a customer.

In the comparative period, revenue from the sale of energy was measured at the fair value of the consideration received or receivable. Revenue was recognised when the significant risks and rewards of ownership had been transferred to the buyer, recovery of the consideration was probable, the associated costs could be estimated reliably, there was no continuing management involvement, and the amount of revenue could be measured reliably.

Revenue from sale of energy is accounted for based on tariff rates approved by the OERC (except items indicated as provisional) or as modified by the orders of higher Appellate authority for Electricity to the extent applicable and best management estimates wherever needed. Revenue from sale of energy is recognised once the electricity has been delivered to the beneficiary and is measured through a regular review of usage meters. Beneficiaries are billed on a periodic and regular basis. As at each reporting date, revenue from sale of energy includes an accrual for sales delivered to beneficiaries but not yet billed i.e. unbilled revenue.

The incentives/disincentives are accounted for based on the norms notified/approved by the OERC as per principles enunciated in Ind AS 115.

Revenue from sale of energy through trading is recognized based on the rates, term & condition mutually agreed with the beneficiaries and/or revenue earned through trading in power exchanges.

Delayed payment surcharge for late payment/ overdue trade receivables against sale of energy is recognized when there is no significant uncertainty as to measurability or collectability exists.

Rebates allowed to beneficiaries as early payment incentives are deducted from the amount of revenue.

Other Incomes:

Rent, Interest / surcharge recoverable on advances to suppliers as well as warranty claims / liquidated damages is recognized when there is no significant uncertainty about collectability exists or accepted by other party.

Income from dividend

Dividend income from investments is recognized when the shareholder's rights to receive payment have been established.

Interest Income

Interest income from a financial asset is recognized when it is probable that the economic benefits will flow to the Company and the amount of income can be measured reliably. Interest income is accrued on a time proportion basis, by reference to the principal outstanding and the effective interest rate applicable. The effective interest rate applicable which is the rate that exactly discounts estimated future cash receipts through the expected life of the financial asset to that asset's net carrying amount on initial recognition.

2.20 Exceptional items

Exceptional items are items of income and expenses within profit or loss from ordinary activities but of such size, nature or incidence whose disclosure is felt necessary for better explanation of the performance of the Company.

2.21 Restatement of material error / omissions

Incomes / expenditure relating to prior period of non-material nature i.e. below Rs.5 lakh is not considered for restatement.



Critical accounting judgments and key sources of estimation uncertainty

In the application of the Company's accounting policies, which are described in Note-3 the management of the Company is required to make judgments, estimates and assumptions about the carrying amounts of assets and liabilities that are not readily apparent from other sources. The estimates and associated assumptions are based on historical experience and other factors that are considered to be relevant. Actual results may differ from these estimates.

The estimates and underlying assumptions are reviewed on an ongoing basis. Revisions to accounting estimates are recognized in the period in which the estimate is revised.

Critical judgments in applying accounting policies:

The following are the critical judgments, apart from those involving estimations (see point ii below), that the management have made in the process of applying the Company's accounting policies and that have the most significant effect on the amounts recognized in the financial statements.

i. Financial assets at amortized cost

The management has reviewed the Company's financial assets at amortized cost in the light of its business model and has confirmed the Company's positive intention and ability to hold these financial assets to collect contractual cash flows.

ii. Key sources of estimation uncertainty:

The following are the key assumptions concerning the future, and other key sources of estimation of uncertainty at the end of the reporting period that may have a significant risk of causing a material adjustment to the carrying amounts of assets and liabilities within the next financial year.

a. Impairment of investments

The Company reviews its carrying value of investments carried at amortized cost annually, or more frequently when there is indication for impairment. If the recoverable amount is less than its carrying amount, the impairment loss is accounted for.

b. Provisions

Provisions (excluding retirement benefits and compensated absences) are not discounted to its present value and are determined based on best estimate required to settle the obligation at the balance sheet date. These are reviewed at each balance sheet date adjusted to reflect the current best estimates.

c. Contingent liabilities

Contingent liabilities arising from past events the existence of which would be confirmed only on occurrence or non-occurrence of one or more future uncertain events not wholly within the control of the Company or contingent liabilities where there is a present obligations but it is not probable that economic benefits would be required to settle the obligations are disclosed in the financial statements unless the possibility of any outflow in settlement is remote.

d. Fair value measurements and valuation processes:

For financial reporting purposes, fair value measurements are categorized into Level 1, 2 or 3 based on the degree to which the inputs to the fair value measurements are observable and the significance of the inputs to the fair value measurement in its entirety, which are described as follows:

- Level 1 inputs are quoted prices (unadjusted) in active markets for identical assets or liabilities that the Company can access at the measurement date;
- Level 2 inputs are inputs, other than quoted prices included within Level 1, that are observable for the asset or liability, either directly or indirectly; and
- Level 3 inputs are inputs that are not based on observable market data (unobservable inputs).



109



846

Odisha Power Generation Corporation Limited
 Assets forming part of the financial statements

3. Property, Plant and Equipment:

Carrying amounts of:	(Rupees in Lakh)	
	As at July 03, 2019	As at March 31, 2019
Freehold Land	17.00	17.00
Building	10,445.52	10,518.68
Plant & Equipments	3,34,231.12	48,478.64
Furniture & Fixture	952.25	982.39
Vehicles	674.84	699.61
Office Equipment	1,060.62	1,129.01
Road Bridge & Culvert	3,702.84	3,754.77
Water Supply Drainage & Sewerage	588.57	596.14
Power Supply Distribution & Lighting	1,374.26	1,414.99
Heavy Mobile Equipment	16.71	17.27
Right to Use Assets		
Leasehold Land	3,53,063.73	67,608.50
Total	1,153.06	1,178.30
	3,54,216.79	68,786.80

(i) Gross Block of Road, Bridge and Culvert includes assets and on land not belonging to the Company of Rs 642.25.


(ii) Gross Block, Accumulated depreciation and Net block as on Jun 03, 2019 are as follows

Description	Gross Block		Depreciation, Amortization and Impairment		Net Block	
	As at 01.04.2019	Addition	For the period	As at 01.07.2019	As at 01.07.2019	As at 31.03.2019
Land	17.00	-	-	-	-	-
Leasehold Land	2,73,841	-	1,25,751	1,600.75	1,700	1,700
Buildings	10,401.79	-	6,181.11	4,266.37	1,531.89	1,118.36
Plant & Equipment	1,51,897.99	2,86,620.71	1,02,818.86	4,987.1	1,04,453.57	30,518.68
Furniture & Fixtures	1,570.02	0.54	587.63	1,02,777.57	3,34,231.13	48,478.63
Vehicles	914.57	-	214.95	984.31	932.75	982.39
Office Equipment	4,442.36	0.51	3,113.57	2,597.3	674.84	699.61
Road Bridge & Culvert	5,078.36	-	4,443.69	1,302.87	1,060.62	1,129.01
Water Supply Drainage & Sewerage	1,047.16	-	5,089.16	1,284.58	1,186.55	1,204.78
Power Supply Distribution & Lighting	2,080.38	-	1,047.78	631.12	454.69	588.57
Heavy Mobile Equipment	305.94	-	2,090.21	673.30	1,374.26	1,414.99
Total	1,48,306.00	2,86,621.26	2,88.67	2,88.67	1,48.67	1,48.67
Previous Year	1,45,964.71	37,657.38	-	1,82.15	1,18,695.97	68,786.80
				1,12,184.43	3,769.80	1,15,433.80
				-25.91		67,608.48

(iii) Details of component of assets of Operational units 1 & 2, 3 & 4 and MMHP are as follows.

Description	Gross block		Depreciation, Amortization and Impairment *		Net Block	
	As at 01.04.2019	Addition	For the year	As at 01.07.2019	As at 01.07.2019	As at 31.03.2019
Operational Units (Unit 1 & 2, HO, MMHP)	1,39,379.91	1.87	-	-	-	-
Expansion Project (Unit - 3 & 4)	46,920.69	2,86,610.29	1,157.28	1,15,563.09	23,818.69	24,974.12
Total	1,86,300.60	2,86,612.16	3,108.01	3,112.88	3,30,398.10	43,812.68
			1,182.15	1,18,695.97	3,54,216.79	68,786.80

* Property, Plant and Equipment (MMHP) were impaired during the year 2011-12 amounting to Rs. 173.36 Lakh as follows:
 MMHP, Andharibhanga 104.76 Rs Lakhs
 MMHP, Kendrapada 32.12 Rs Lakhs
 MMHP, Birtubi 36.48 Rs Lakhs
 Total 173.36 Rs Lakhs



Odisha Power Generation Corporation Limited
Notes forming part of the financial statement

847

4 Capital work-in-progress - Tangible

(Rupees in Lakh)

Particulars	As at July 03, 2019	As at March 31, 2019
A (i) Tangible Assets		
For Operational Power Plants	155.61	75.93
For Mini Micro Hydel Projects	1,314.76	1,314.76
Less: Accumulated Impairment losses	-1,106.57	-1,106.57
For Expansion Power Plants	6,03,281.62	8,73,569.09
TOTAL	6,03,645.42	8,73,853.23

B Details of expenditure for expansion power plant included under Capital Work in Progress are as follows

(Rupees in Lakh)

Particulars	As at 01.04.2019	Additions	Deductions / Adjustments	Capitalized	As at July 03, 2019
Ash Pond	3,875.61	-	-	-	3,875.61
AWRS	3,977.91	-	-	-	3,977.91
Owners workshop	15.19	-	-	-	15.19
Township	4,877.80	-	-	-	4,877.80
Consultancy Charges- Power plant	6,091.89	-	-	2,032.86	4,059.03
MGR	75,452.29	-	-	-	75,452.29
Plant & Machinery	5,58,291.79	-	-	2,04,011.75	3,54,280.04
Power Supply Distribution lighting	285.14	-	-	22.76	262.38
Road Bridge & Culvert	118.33	-	-	-	118.33
Water Supply & Arrangements	39.29	-	-	-	39.29
Stock of Coal, Oil & Stores	8,611.14	-	7,249.68	-	1,361.46
Stock in Transit & Pending Inspection	4,187.37	-	73.86	-	4,113.51
Expenses During Construction Period	2,07,745.34	23,646.36	-	80,542.92	1,50,848.78
Total	8,73,569.09	23,646.36	7,323.54	2,86,610.29	6,03,281.62



Celesta Power Generation Corporation Limited
Notes forming part of the financial statements

5 Intangible Assets

Particulars	(Rupees in Lakh)	
	As at July 03, 2019	As at March 31, 2019
Carrying amounts of: Software & SAP licence	672.50	701.06
Total	672.50	701.06

(ii) Gross block, Accumulated depreciation and Net block as on July 03, 2019 are as follows:

Descriptions	Gross block			Depreciation			(Rupees in Lakh)	
	As at 01.04.2019	Addition	Deduction / Adjustment	As at 03.07.2019	As at 01.04.2019	For the year	Deduction/ Written Back	Net Block
Software	1,125.49	-	-	1,125.49	424.43	28.56	-	As at 03.07.2019
Total	1,125.49	-	-	1,125.49	424.43	28.56	452.99	As at 31.03.2019
								672.50
								701.06



(iii) Details of component of assets of operational units, expansion of power plant are as follows.

Descriptions	Gross block			Depreciation			(Rupees in Lakh)	
	As at 01.04.2019	Addition	Deduction / Adjustment	As at 03.07.2019	As at 01.04.2019	For the year	Deduction/ Written Back	Net Block
Operational Units (Unit 1 & 2, HO/MMHP)	1,033.36	-	-	1,033.36	336.64	27.84	-	As at 03.07.2019
Expansion Project (Unit - 3 & 4)	92.13	-	-	92.13	87.79	0.72	-	As at 31.03.2019
Total	1,125.49	-	-	1,125.49	424.43	28.56	452.99	616.89
								84.17
								701.06

Note: Expenses incurred on maintenance of software system payable annually are charged to revenue.

6 Intangible Assets under development

Particulars	(Rupees in Lakh)	
	As at July 03, 2019	As at March 31, 2019
Carrying amounts of: Intangible assets under development	114.94	114.94
Total	114.94	114.94



848

849

Odisha Power Generation Corporation Limited
Notes forming part of the financial statement

7 Non-current Investments

Particulars	(Rupees in Lakh)	
	As at July 03, 2019	As at March 31, 2019
UNQUOTED INVESTMENTS CARRIED AT COST		
Equity investment in joint ventures (jointly controlled entities)		
Odisha Coal and Power Ltd (fully paid equity shares of Rs 10/- each (March 31, 2019 15,30,00,000))	15,300.00	15,300.00
Total	15,300.00	15,300.00

(i) The carrying amount and market value of unquoted investments is as follows:

Particulars	(Rupees in Lakh)	
	As at July 03, 2019	As at March 31, 2019
Aggregate carrying amount of unquoted investments #	15,300.00	15,300.00
Total carrying amount	15,300.00	15,300.00

Costs of unquoted equity instruments has been considered as an appropriate estimate of fair value because of a wide range of possible fair value measurements and cost represents the best estimate of fair value within that range.

(ii) Details of % of holding and place of business :-

Particular	As at July 03, 2019	As at March 31, 2019
% of Holding	51%	51%
Place of Business	Manoharpur and Dip-side Manoharpur	Manoharpur and Dip-side Manoharpur


(iii) Odisha Coal and Power Ltd. (OCPL) is incorporated under the Companies Act, 2013 as wholly owned subsidiary company of OPGC on 20th January 2015. Subsequently Govt. of Odisha vide notification No.1578 dated 21st February 2015 has approved OCPL as joint venture company between the reporting company and Odisha Hydro Power Corporation Ltd (OHPC) by acquisition of 49% equity shares in OCPL from the reporting company. Shareholder's Agreement among reporting company, OHPC and OCPL is signed on 21st April 2016.

8 Non Current-Loans & Advances

Particulars	(Rupees in Lakh)	
	As at July 03, 2019	As at March 31, 2019
a) Loans to employees		
- Secured, considered good	0.16	214.18
- Unsecured, considered good	557.32	192.63
- Doubtful	-	-
Less : Allowance for credit Loss	-	-
b) Security Deposits	599.47	599.29
Total	1,156.95	1,006.10



23



Odisha Power Generation Corporation Limited

Notes forming part of the financial statement

9 Other non-current assets

Particulars	(Rupees in Lakh)	
	As at July 03, 2019	As at March 31, 2019
Capital Advances		
- Advance for Land Acquisition	12,863.71	12,907.15
- Other Capital Advance	32,601.74	13,703.39
Advances related to Indirect Taxes	27.86	27.87
Prepaid Expenses		
Total	45,493.31	26,638.41

10 Inventories (At lower of cost or Net Realisable value)


Particulars	(Rupees in Lakh)	
	As at July 03, 2019	As at March 31, 2019
Raw Materials*		
Cost	12,746.17	1,976.94
Less: Provision		
Components, Chemicals, Stores & Spares*		
Cost	8,727.77	3,983.02
Less: Provision	91.53	91.58
Tools & Tackles		
Cost	17.67	14.58
Less: Provision		
Stock in Transit		
Cost		
Less: Provision		
Total Inventories	21,399.58	5,882.96

11 Trade receivables

Particulars	(Rupees in Lakh)	
	As at July 03, 2019	As at March 31, 2019
Trade receivables		
(a) Secured, considered good		
(b) Unsecured, considered good	30,420.85	34,835.41
(c) Doubtful		
Allowance for doubtful debts		
Total	30,420.85	34,835.41

12 Cash and Cash Equivalents

Particulars	(Rupees in Lakh)	
	As at July 03, 2019	As at March 31, 2019
Balances with banks		
Unrestricted Balance with banks		
- In Current Account	77.83	354.10
- In Cash Credit Account		
Cash in hand	3.97	3.11
Term Deposit with original maturity up to three months		3,603.77
Total	81.80	3,960.98
Deposits with original maturity of more than three months but not more than twelve months	12,441.70	23,426.65
Earmarked Balances with Bank towards		
- Deposits with banks held as security against guarantee	810.56	4,659.99
- Fixed Deposits with bank pledged as security or margin money	5,013.07	1,154.54
Total	18,265.33	29,241.18
Total Cash and Bank Balances	18,347.13	33,202.16



Odisha Power Generation Corporation Limited
Notes for forming part of the financial statement

857

13 Current Loans

Particulars	(Rupees in Lakh)	
	As at July 03, 2019	As at March 31, 2019
a. Loans to employees		
- Secured, considered good		96.28
- Unsecured, considered good		74.59
- Doubtful		-
Less: Allowance for credit Loss		-
b. Loans to Odisha Coal and Power Limited		
- Secured, considered good		-
- Unsecured, considered good		-
- Doubtful		-
Less: Allowance for credit Loss		-
c. Security Deposits	4.35	4.74
TOTAL	4.35	175.61

14 Other Current Financial Asset

Particulars	(Rupees in Lakh)	
	As at July 03, 2019	As at March 31, 2019
Advances to others		
Interest accrued on loans and deposits	561.54	314.02
Other Receivables	285.77	247.99
Receivable from related parties	175.50	158.43
Total	1,023.12	720.44

15 Current tax assets and liabilities

Particulars	(Rupees in Lakh)	
	As at July 03, 2019	As at March 31, 2019
Current tax assets		
Tax refund receivables/Advance Tax	58,110.70	55,308.43
Advance Tax and TDS for the year	4,277.70	2,834.01
Total	62,427.70	58,142.44
Current tax liabilities		
Income Tax payable	62,282.16	52,250.35
Provision for taxation for the year		10,031.81
Total	62,282.16	62,282.16

Current Tax Assets (Net)	(4,111.40)	3,058.08
Current Tax Liabilities (Net)	(4,277.40)	7,197.80

16 Other current assets

Particulars	(Rupees in Lakh)	
	As at July 03, 2019	As at March 31, 2019
Other assets		
Advances to suppliers	2,367.63	292.49
Less: Allowance for doubtful	15,737.75	5,400.23
Total	18,077.02	5,692.72



Odisha Power Generation Corporation Limited
Notes forming part of the financial statement
Equity Share Capital

17


Particulars	(Rupees in Lakh)	
	As at July 03, 2019	As at March 31, 2019
Equity Share Capital	1,82,249.74	1,82,249.74
Total	1,82,249.74	1,82,249.74
Authorised Share Capital 300,00,000 nos. of equity shares of Rs 1000/- each	3,00,000.00	3,00,000.00
Issued and Subscribed capital comprises : 1,82,24,974 nos. of equity shares of Rs 1000/- each	1,82,249.74	1,82,249.74
Total	1,82,249.74	1,82,249.74

(i) The movement in subscribed and paid up share capital is set out below:

	As at July 03, 2019		As at March 31, 2019	
	No. of shares	Rs. Lakh	No. of shares	Rs. Lakh
Ordinary shares of Rs.1000 each				
At beginning of the year	1,82,24,974	1,82,249.74	1,58,04,974	1,58,049.74
Shares allotted during the year			24,20,000	24,200.00
	1,82,24,974	1,82,249.74	1,82,24,974	1,82,249.74

Shares in the company held by each shareholder holding more than 5% shares

Name of Shareholder	As at July 03, 2019		As at March 31, 2019	
	No. of Shares Held (Face value of Rs. 1000 each)	% of Total Shares	No. of Shares Held (Face value of Rs. 1000 each)	% of Total Shares
Governor of Odisha	92,94,737	51.00%	92,94,737	51.00%
AES India Pvt Ltd	7,96,178	4.37%	7,96,178	4.37%
AES OPGC Holding (Incorporated in Mauritius)	81,34,059	44.63%	81,34,059	44.63%
	1,82,24,974	100%	1,82,24,974	100%



852

Odisha Power Generation Corporation Limited
Notes forming part of the financial statement

18 Other Equity

Particulars	(Rupees in Lakh)	
	As at July 03, 2019	As at March 31, 2019
Share application money pending allotment	-	-
General Reserve	8,960.23	8,960.23
Retained earnings	1,15,982.80	1,15,134.56
Security Premium	5,888.43	5,888.43
Total	1,30,831.46	1,29,983.22

(i) General Reserve

Particulars	(Rupees in Lakh)	
	As at July 03, 2019	As at March 31, 2019
Balance at the beginning of the year	-	-
Movements	8,960.23	8,960.23
Balance at the end of the year	8,960.23	8,960.23

(ii) Retained Earnings

Particulars	(Rupees in Lakh)	
	As at July 03, 2019	As at March 31, 2019
Balance at the beginning of the year	1,15,134.52	98,446.23
Profit attributable to owners of the Company	848.28	17,147.63
Other comprehensive income arising from remeasurement of defined benefit obligation net of income tax	-	(459.30)
Payment of dividends on equity shares	-	-
Related income tax on dividend	-	-
Balance at the end of the year/period	1,15,982.80	1,15,134.56

(iii) Security Premium

Particulars	(Rupees in Lakh)	
	As at July 03, 2019	As at March 31, 2019
Balance at the beginning of the year/period	-	-
Movement during the year	5,888.43	5,888.43
Balance at the end of the year/period	5,888.43	5,888.43

(iv) The nature of reserves are follows:

(a) General Reserve :- Under the erstwhile Companies Act 1956, a general reserve was created through an annual transfer of net profit at a specified percentage in accordance with applicable regulations. Consequent to the introduction of Companies Act 2013, the requirement to mandatory transfer a specified percentage of net profit to general reserve has been withdrawn and the balance in the reserve has continued.

(b) Securities Premium : Securities premium is used to record premium received on issue of shares. The reserve is to be utilised in accordance with the provisions of the Indian Companies Act, 2013 (the "Companies Act").

(v) Proposed Dividend:

In respect of the year ended 31st March 2019, no dividend is proposed by the Company.

27



Odisha Power Generation Corporation Limited
Notes forming part of the financial statement

19 Non Current- Borrowings

(Rupees in Lakh)		
Particulars	As at July 03, 2019	As at March 31, 2019
Secured - at amortised cost		
From Power Finance Corporation Ltd (PFC)	3,51,500.60	3,43,124.74
From Rural Electrification Corporation Ltd (REC)	3,60,646.90	3,45,158.74
Total	7,12,147.51	6,88,283.48

(i) Term loan of Rs 4,33,000 Lakh each were sanctioned by Power Finance Corporation Limited (PFC) and Rural Electrification Corporation Limited (REC) for construction of 2x660 MW Coal based Thermal Power Plant, Development of Manoharpur Coal Mines and Merry Go Round (MGR) Railway System (Project). Both PFC and REC has offloaded proportionate sanctioned limit related to development of coal mine as the coal mine was cancelled and allotted in favour of Odisha Coal and Power Limited, a Joint venture company of OPGC & OHPC. Accordingly the sanctioned limit is reduced to Rs 3,81,187 Lakh and Rs 3,81,200 Lakh by PFC and REC respectively.

(ii) Additional financial assistance of Rs.47,819 Lakh and Rs.43,440 Lakh has been sanction by PFC and REC respectively in the Project as per the original Debt Equity Ratio of 3:1 to fund the estimated Cost Over Run of the Project thereby increase in total sanctioned limit of PFC and REC to Rs.4,79,006 Lakh and Rs.4,18,125 Lakh respectively.

(iii) Security :-

a. The term loan together with all interest (including additional interest), cost, expenses, applicable taxes, statutory duties and other money is secured with the prescribed coverage ratio (presently 1.1 times) as applicable by a first charge, by way of mortgage on pari-passu basis through equitable mortgage / simple mortgage / english mortgage on the project land of Unit 3 & 4, Ph-II (2x660 MW) of 1st Thermal project of the Company in favour of PFC and REC on all immovable assets of Project Unit 3 & 4 (2x660MW) and first charge on pari passu basis by way of hypothecation in favour of PFC and REC on all movable assets of the project except raw materials, consumable spares and book debts.

Save priority (in which case, PFC / REC will have 2nd charge) / pari passu on reciprocal basis (as applicable) in favour of the Borrower's bankers on Borrower's stocks of raw materials, fuel stocks, semi-finished and finished goods, consumable stores and such other movables as may be agreed to by the lender/s for securing the borrowings for working capital requirements in the ordinary course of business.

Equitable mortgage of land admeasuring Ac.101.62 dec. related to Power Plant of Unit 3 & 4 has been created in favour of PFC & REC by deposit of original title document with PFC (Trustee for both PFC & REC).

b. If the security provided becomes inadequate to cover the balance of each of the loan outstanding, the company has undertaken to provide additional security as may be acceptable to lenders.


c. Repayment of the principal, interest and other charges due on term loan from PFC has been secured by opening of "Escrow Account" with Union Bank of India and the Union Bank of India has been appointed as Escrow Agent for this purpose.

(iv) Repayment:-

a. Term loan from PFC shall be repaid in 60 (sixty) unequal structured quarterly instalments commencing from 15th day of July 2020 and subsequent instalments will be due for payment on 15th day of October, 15th day of January and 15th day of April every year.

b. The term loan from REC shall be repaid in 60 (sixty) equal quarterly instalment commencing from 30th September 2020 and all subsequent loan repayment due dates shall be the last day of each following calendar quarter till the entire loan amount with interest and all other dues are repaid to REC in full.

(iv) Interest:-



- a. Interest on term loan shall be paid at the prevailing rate applicable to A++ category of state sector borrower with discount / rebate allowed from time to time on the date of each disbursement as per the terms and conditions of sanction of loan and policy of PFC and REC.
- b. PFC has allowed discount of 60 bps (10 bps related to loan disbursed up to 31.10.2015) on applicable rate and 25 bps as rebate on timely payment of interest subject to interest rate not falling below 10.80% per annum (presently applicable). REC has allowed discount of 85 bps (35 bps related to loan disbursed up to 31.03.2016) on applicable rate subject to interest rate not falling below 10.80% per annum (presently applicable). In case notified/ circular interest rate falls below 10.80% per annum, the same shall be applicable.
- c. Interest on PFC loan to be serviced on quarterly basis and due date for payment of interest is 15th day of April, 15th day of July, 15th day of October and 15th day of January every year.
- d. Interest on REC loan to be serviced on quarterly basis and due date for payment of interest is last day of the last month of the calendar quarter for every year.
- e. The Company has availed the option of interest free for three years from the date of disbursement and paid upfront fee @ 0.05% on term loan sanctioned instead of commitment charges on undrawn amount for each of the quarter.



Odisha Power Generation Corpn
Notes forming part of the financial statements


20 Non Current-Other Financial Liabilities

Particulars	(Rupees in Lakh)	
	As at July 03, 2019	As at March 31, 2019
Capital Creditors	-	-
Security Deposits	-	-
EMD and Retention Money	3,223.43	388.86
Payable to Government *	185.58	185.58
Total Borrowings	3,409.01	574.44

* Payable to Government: Grant of Rs 185.58 Lakh were received from Ministry of Non-conventional Energy, Govt. of India for construction of Mini Micro Hydel Projects. The Company has impaired four Hydel projects in the Previous year and accordingly grant was reclassified as payable to government. Any unfulfilled conditions and other contingencies attaching to government assistance has not been reviewed and recognized.

21 Non Current- Provisions

Particulars	(Rupees in Lakh)	
	As at July 03, 2019	As at March 31, 2019
Employee Benefits	-	-
- Gratuity	-	132.43
- Leave benefits	-	3,975.58
- One Time Pension benefits	-	1,552.45
- Terminal TA benefits	-	643.05
Provision for Decommissioning liabilities	461.06	461.06
Total	461.06	6,764.57



Odisha Power Generation Corporation Limited
Notes forming part of the financial statement

857

22 Deferred tax balances

(Rupees in Lakh)		
Particulars	As at July 03, 2019	As at March 31, 2019
Deferred Tax Liabilities (netoff deferred tax Asset)	1,022.36	1,022.36
Net Deferred Tax (Asset)/ Liability	1,022.36	1,022.36

23 Current- Trade Payables


(Rupees in Lakh)		
Particulars	As at July 03, 2019	As at March 31, 2019
Trade Payables		
Total outstanding dues of micro enterprises and small enterprises	-	5.79
Total outstanding dues of creditors other than micro enterprises and small enterprises	20,625.50	4,834.02
Total	20,625.50	4,839.81

24 Current Financial Liabilities- Borrowings

(Rupees in Lakh)		
Particulars	As at July 03, 2019	As at March 31, 2019
Loans repayable on demand		
From Banks		
Unsecured		
Cash credit	4,295.02	-
Total	4,295.02	-

25 Other Financial Liabilities

(Rupees in Lakh)		
Particulars	As at July 03, 2019	As at March 31, 2019
Interest accrued on borrowings	8,530.41	7,254.15
Others:		
Deposits & Retention money	1,403.94	4,386.69
Liabilities for Expenses	2,502.51	889.53
Payable to employees	1,615.97	1,935.61
Capital Creditors	31,913.04	31,210.11
Total	45,965.87	45,676.09



Odisha Power Corporation Limited
 Notes forming part of the financial statement

858

26 Other Current Liabilities

(Rupees in Lakh)		
Particulars	As at July 03, 2019	As at March 31, 2019
Advances from Customers & others	105.49	103.12
Statutory Dues Payables *	786.16	1,249.79
Total	891.65	1,352.91

27 Current-Provisions

(Rupees in Lakh)		
Particulars	As at July 03, 2019	As at March 31, 2019
Employee Benefits #		
- Gratuity	609.15	476.72
- Leave benefits	4,285.02	403.88
- Ordo Time Pension benefits	1,579.91	98.04
- Terminal TA benefits	667.18	44.95
- Pay revision	999.91	999.91
Total	8,141.17	2,023.50



Odisha Power Generation Corporation Limited
Notes forming part of the financial statement

859

28 Revenue from Operations

Particulars	(Rupees in Lakh)	
	Period ended July 03, 2019	Year ended March 31, 2019
Sale of Power	17,545.73	86,291.87
Total	17,545.73	86,291.87

29 Other Income

Sl	Particulars	(Rupees in Lakh)	
		Period ended July 03, 2019	Year ended March 31, 2019
a	Interest Income		
	Interest income from Bank Deposits at amortised Cost	500.88	2,056.69
	Interest income from loans to related parties at amortised cost	-	-
	Others	-	33.08
		500.88	2,089.77
b	Other non-operating income (net of expenses directly attributable to such income)		
	Sale of Scrap / residual materials	37.29	107.40
	Miscellaneous Incomes	1,813.60	375.54
	Exchange Gain	(0.43)	0.43
	Gain/(Loss) on Physical Inventory	-	(3.34)
	Provision/Provision written back	0.16	93.69
		1,850.62	573.72
c	Other gains and losses		
	Gain on disposal of PPE	-	-
		-	-
	Total (a+b+c)	2,351.50	2,663.49
d	Less :		
	Amount included in the cost of qualifying assets	1,750.52	184.13
		1,750.52	184.13
	Total	600.98	2,479.36

30 Cost of raw material consumed

Particulars	(Rupees in Lakh)	
	Period ended July 03, 2019	Year ended March 31, 2019
Imported	-	-
Indigenous	10,750.96	44,017.03
Total	10,750.96	44,017.03

Particulars of materials consumed

Particulars	(Rupees in Lakh)	
	Period ended July 03, 2019	Year ended March 31, 2019
Coal	16,769.33	43,453.56
FO, etc.	325.77	6,381.20
	17,095.10	49,834.76
Less :		
Amount included in the cost of qualifying assets	6,344.14	5,817.73
	10,750.96	44,017.03



Odisha Power Generation Corporation Limited
Notes forming part of the financial statement

31 Employee Benefit Expenses

Particulars	(Rupees in Lakh)	
	Period ended July 03, 2019	Year ended March 31, 2019
Salaries and Wages		
Contribution to provident and other funds	1,840.63	10,391.26
Staff Welfare expenses	167.27	852.68
Total (A)	194.19	797.69
	2,202.09	12,041.63
Less :		
Allocated to fuel cost	-	654.58
Amount included in the cost of qualifying assets	-	4,263.04
Total (B)	-	4,917.62
Net (A-B)	2,202.09	7,124.01

32 Finance Costs

Particulars	(Rupees in Lakh)	
	Period ended July 03, 2019	Year ended March 31, 2019
(a) Interest Expense		
Interest on term loan	18,835.62	63,336.78
Interest on loans from related parties		
Interest on obligations under finance leases		
Interest on Convertible notes		
Interest on perpetual notes		
Interest on interest-free Government loans		
Interest on short term loans from scheduled bank	18.39	
Interest on Decommissioning and Construction liability		35.92
(b) Other Borrowing Cost		
Guarantee Commission		
Total Finance Cost	18,854.01	63,372.70
Less : amount included in the cost of qualifying assets	18,835.62	63,336.78
Total	18.39	35.92

33 Depreciation & amortisation expenses

Particulars	(Rupees in Lakh)	
	Period ended July 03, 2019	Year ended March 31, 2019
Depreciation & amortisations		
Less :		
Allocated to fuel cost	1,210.70	3,985.80
Amount included in the cost of qualifying assets	-	55.33
Total	1,210.70	2,219.82

34 Impairment losses

Particulars	(Rupees in Lakh)	
	Period ended July 03, 2019	Year ended March 31, 2019
Impairment of CWIP (Mini Micro Hydel Projects)	-	-
Total	-	-



94

Odisha Power Generation Corporation Limited
Notes forming part of the financial statement
35 Other Expenses

861

Particulars	(Rupees in Lakh)	
	Period ended July 03, 2019	Year ended March 31, 2019
Generation Expenses:		
Consumption of Stores, spares & chemicals	496.98	1,925.25
Electric Power, Electricity Duty and Water	1,354.43	6,560.74
Contract Job outsourcing expenses	226.19	1,167.73
Insurance	431.29	326.13
Other generation expenses	120.85	493.77
Repairs to buildings	15.76	404.54
Repairs to Machinery	11.64	82.29
	2,657.14	10,960.45
Administrative Expenses:		
Rent		
Lease Premium	32.35	293.34
Professional Fees and expenses	-	-
General expenses	0.08	21.05
Management Service Charges	207.18	2,726.08
Resource Sharing Fee	-	33.15
Rate, Taxes & Cess	-	2,417.98
Other Repairs	0.06	36.02
Travelling expenses	30.20	64.31
Watch and Ward expenses	51.50	316.54
Township development expenses	216.45	692.47
	64.96	467.69
	602.78	7,068.63
Other Expenses:		
Payment to Auditors		
Peripheral development expenses	-	13.90
Donation	0.25	11.85
Trade Receivables Written Off (Net)	-	-
Loss on Sale of Fixed Assets	-	-
Advances written off	-	4.26
	0.25	30.01
Corporate Social Responsibility		
	73.24	228.76
Less: Allocated to Fuel Cost		
Amount included in the cost of qualifying assets	-	943.01
	217.12	9,163.77
	217.12	10,106.78
Total	3,116.29	8,181.07



Odisha Power Generation Corporation Limited

Notes forming part of the financial statement

36 Earning per share (EPS)

The following table reflects the income and shares data used in the basic and diluted earnings per share computations.

Particulars	(Rupees in Lakh)	
	Period ended July 03, 2019	Year ended March 31, 2019
Profit after tax		
Less: Amount to be paid for diluted portion (net of tax)	848.28	17,147.63
Profit attributable to ordinary shareholders - for Basic & Diluted EPS	848.28	17,147.63
Weighted average no. of Ordinary Shares for Basic & Diluted EPS		
Nominal value of Ordinary Shares (Rs)	1,82,24,974	1,82,24,974
Basic & Diluted Earnings per Ordinary Share (Rs)	1,000.00	1,000.00
	4.65	108.22


37 Segment Reporting

The company has more than one business segment but not reportable segment since generation from Mini Hydel Projects in terms of revenue is below 10% or more of combined revenue. In view of above fact, segment information required as per Ind AS 108 is not provided.

In terms of our report attached.

For Nag & Associates
Chartered Accountants

(S.P. Padhi)
Partner
FRN : 312063E
Membership No: 053292



(Pravakar Mohanty)
Director Finance

(Indranil Dutta)
Managing Director

Place : Bhubaneswar
Date : 03.12.2020





Odisha Power Generation Corporation Limited

Capital Advances as on 03 July 2019

Annexure 1

GL	Vendor Code	Name of the Vendors	Amounts
2045001	1000206	BGR Energy System Ltd (Unit 3 & 4)	22,10,46,091
2045001	1000379	Diesel Locomotive Works	75,13,280
2045001	1000897	Larsen & Toubro Ltd- Kolkata	33,94,30,197
2045001	1002082	Titagarh Wagons Limited	1
2045001	2000141	BGR Energy System Ltd (Unit 3 & 4)	3,13,60,047
2045001	2000166	Bhel -New Delhi (Project-3 & 4)	1,02,25,57,265
2045001	2000329	Divisional Forest Officer,	28,27,03,081
2045001	2000330	Divisional Manager Ofdc,Jsg	26,18,426
2045001	2000655	Land Acquisition Officer, JSG	2,86,32,310
2045001	2000679	BIPIN MUNDA	60,000
2045001	2000833	NCC LTD.	2,42,09,529
2045001	2000841	Niranjan Kharsel	93,354
2045001	2001061	Rites Ltd (Unit 3 & 4)	1,47,01,714
2045001	2001174	Shree Balaji Engicons Pvt Ltd.	16,06,96,442
2045001	2001250	Sub-Registrar, Hemgir	16,85,731
2045001	2001451	IDCO	74,21,64,737
2045001	2001647	FA & CAO,SEC Railway Bilaspur	2,55,81,457
2045001	2001689	Sadanand Sha	1,05,000
2045001	2001690	Sankirtan Bhoi	2,50,000
2045001	2001795	Powergrid Corporation	3,21,31,233
2045001	2001837	Land Acquisition Officer,Lakhanpur	13,37,90,000
2045001	2001863	Dist. Sub-Registrar, Jharsuguda	50,313
2045001	2001918	Land Acquisition Officer,Hemgir	9,73,44,686
2045001	2002089	Purna Ping (Belpahar)	1,10,000
2045001	2002090	Nicolas Toppo	30,000
2045001	2002091	Sunny K Kuriappan	40,000
2045001	2002092	Sachin Lakra	30,000
2045001	2002093	Sushama Belpahar	30,000
2045001	2002094	Saroj Kerketa	30,000
2045001	2002095	Sushama Tirky	30,000
2045001	2002096	Bilung Kamil	30,000
2045001	2002097	Rajeeb Panda	4,500
2045001	2002106	IPICOL	1,50,000
2045001	2002258	Driplex Water Engineering Pvt. Ltd.	6,38,13,611
2100005	1000044	Agrasen Electronics	53,045
2100005	1000521	Forbes Marshall Pvt. Ltd.	3,53,115
2100005	1000674	Indian Oil Corport Ltd- JSG	37,24,450
2100005	1000676	Indian Oil Corport Ltd.	5,48,743
2100005	1001933	Indian Oil Corport Ltd.	63,87,32,262
2100005	1002222	Fouress Engineering (India) Limited	1,63,000
2100005	1002253	Mahanadi Coalfields Ltd Unite 3 & 4	26,43,65,952
2100005	1002295	Eleeonora Images Pvt In Ltd	-
2100005	2000028	AES India Pvt Ltd	13,00,00,000





864

2100005	2000149	Prasanna Pradhan	58,179
2100005	2000318	Dhirendra Kumar Dixit	46,373
2100005	2000326	Director Of Factories & Boiler, Bbsr	-7,900
2100005	2000342	Gourav Engineering Works	1,18,361
2100005	2000381	Executive Engineer Main Dam	3,75,87,214
2100005	2000751	Manabodh Padhan, Vehicle Owner	-2,447
2100005	2000821	Narshing Padhan	-2,871
2100005	2000829	National Safety Council	15,415
2100005	2000841	Niranjan Kharsel	10,42,577
2100005	2000866	OPTCL BBSR	1,37,13,110
2100005	2000899	Padmanetra Barik	1,03,535
2100005	2000900	Pandaba Charana Patel	14,999
2100005	2001041	Ranjan Kumar Bhoi	-1,08,727
2100005	2001174	Shree Balaji Engicons Pvt Ltd.	2,05,99,968
2100005	2001647	FA & CAO, SEC Railway Bilaspur	7,29,09,966
2100005	2001795	Powergrid Corporation	10,75,05,908
2100005	2001871	Subrat Kumar Padhan	-2,920
2100005	2001872	Reliance General Insurance Co. Ltd	1,33,93,000
2100005	2001898	M S DRILLS	1,27,811
2100005	2001918	Land Acquisition Officer, Hemgir	-
2100005	2001998	Central Inst of Mining & Fuel Resea	21,24,000
2100005	2001999	Puri Municipality	4,50,000
2100005	2002011	Satyaban Patel (vehicle Owner)	130
2100005	2002128	Rahasa Rout (Vehicle Owner)	-3,056
2100005	2002131	CSIR- Institute of Minerals & Mater	2,33,640
2100005	2002210	D S Associates	1,14,175
2100005	2002213	United Engineers Pvt Ltd	37,241
2100005	2002279	Dish TV India Ltd	1,82,886
2100005	2002324	Rural Water Supply & sanitation (JS	9,21,047
2100005	2002325	Rural Water Supply & sanitation (SN	14,63,664
2100005	2002364	Baljeet Constuction	8,317
2045032		GST RECOV-BHEL	21,93,838
2040009		Land & deve Exp	7,43,558
Total			4,54,65,44,563

Land Advance

1,28,63,70,858



Odisha Power Generation Corporation Limited

Trade Advances

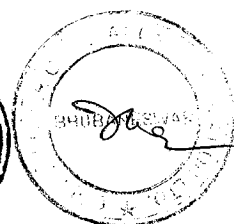
As on 03 July 2019

865

Annexure 2

GL	Vendor Code	Name of the Vendors	Amounts
2045001	1001605	Steel Authority Of Ind Ltd- Nagpur	25,212
2045001	1001750	Thermex Ltd	7,17,406
2045001	2000408	G C Mohapatra	46,534
2045001	2001194	Simplex Concrete Pipes Ltd.	16,53,587
2045001	2001308	Techno Electric & Engineering	1,11,466
2045001	2001402	M/S Triveni Engineering Works	8,37,546
2045001	2001451	IDCO	15,499
2045001	2002365	OPTCL Shakti Bhawan	20,00,00,000
2045001	2001535	lisco Ltd.	7,39,456
2100005	1000212	Bharat Earth Movers Limited	86,036
2100005	1000215	BHEL Ranipet	-33,72,062
2100005	1000216	BHEL Bhopal	4,14,700
2100005	1000218	BHEL Haridwar	84,00,036
2100005	1000219	BHEL Bangalore	15,770
2100005	1000222	Bharat Heavy Electricals Ltd.	21,74,409
2100005	1000263	Bothra Drill Corporation	69,722
2100005	1000405	Eagle Burgmann India Pvt Limited	6,09,701
2100005	1000482	Fab Erectors	10,07,577
2100005	1000641	Hmt Machine Tools Limited	69,885
2100005	1000652	Hydro Power Corporation	80,240
2100005	1000678	Indian Oil Corporation Limited	1
2100005	1000817	Kasi Equipments	22,978
2100005	1000854	Kirloskar Electric Co.Ltd	372
2100005	1000863	Konark Enterprises	77,516
2100005	1000880	Kundlia Refrigeration Co.	98,253
2100005	1000913	Logicladder Technologies Pvt. Ltd.	3,442
2100005	1000950	Macawber Beekay Pvt.Ltd.	1,42,308
2100005	1001027	KSB MIL Controls Ltd	5,75,031
2100005	1001141	Omega Industries Pvt. Ltd.	8,79,796
2100005	1001148	Oriental Enterprises	18,085
2100005	1001167	Paharpur Cooling Towers Limited	1,98,977
2100005	1001322	Rajat Metal Industries	3,22,925
2100005	1001428	Sambeet Tools & Equipments	1,32,030
2100005	1001465	Shah Enterprises- Rourkela	330
2100005	1001605	Steel Authority Of Ind Ltd- Nagpur	3,34,092
2100005	1001607	Steel Authority Of Ind Ltd- Kolkata	1,48,133
2100005	1001610	Steel Authority Of India	3,67,72,179
2100005	1001677	Symboisis	20,45,412
2100005	1001770	Tractel Tirfor India Ltd	5,61,680
2100005	1001857	Vestas Hose Division- New Delhi	22,363
2100005	1001944	Voith Turbo Pvt Ltd- Hyderabad	50,000
2100005	1001965	Mahanadi Coalfields Limited	1,21,66,40,456
2100005	1002040	BHEL- EDN BANGALORE (UNIT 3&4)	4,69,278
2100005	1002084	I R Techonology Services Pvt Ltd	15,000
2100005	1002098	Futuristic Climate Controls	28,320
2100005	1002100	Jayshree Engineering Works	5,280
2100005	1002162	BINAYAK TRADERS	9,765
2100005	1002230	Bells Electrical Company	10,384
2100005	2000003	Alok Pattnaik	45
2100005	2000050	Amarendra Singh	42,489
2100005	2000074	Arabinda Tripathy	1,19,181

40



826


2100005	2000077	Architects Studio BBSR	84,270
2100005	2000095	Ashok Kumar Kisan	21,756
2100005	2000103	Asst. Director Of Factories & Boiler	72,000
2100005	2000151	Bhel Kolkata	69,400
2100005	2000153	BHEL Tiruchirappalli	2,67,309
2100005	2000162	Bhel	1,55,56,022
2100005	2000163	Bhel ,Hyderabad	34,330
2100005	2000164	Bhel- Bangalore	-43,77,041
2100005	2000167	Bhel -Ranipet	-1,26,650
2100005	2000168	Bhel, Goindwal, Punjab	-16,434
2100005	2000169	Bhel, Varanasi	-1,85,304
2100005	2000170	Bhel,Jhansi	4,03,183
2100005	2000171	Bhel,Others	61,827
2100005	2000172	Bhel.Secunderabad	1,48,54,643
2100005	2000173	Bhel-Bhopal	-1,89,882
2100005	2000174	Bharat Heavy Electricals Limited	54,94,782
2100005	2000175	Bhel-Hardwar	30,92,289
2100005	2000176	Bhel-Mumbai	-14,163
2100005	2000177	Bhel-Trichy	-14,63,812
2100005	2000201	Binay Kumar Sharma	2,605
2100005	2000202	Binod Kuanr	283
2100005	2000234	Prakash Pradhan	27,297
2100005	2000248	Central Power Research Inst Kolkata	7,605
2100005	2000250	Central Power Research Institute,	20,562
2100005	2000253	Chakanand Senapati	44,072
2100005	2000293	Damodar Nath, Vehicle Owner	82,804
2100005	2000300	Dear Deal	36,320
2100005	2000314	Development Consultants Pvt Ltd	2,61,963
2100005	2000345	Dusmanta Patua	21,520
2100005	2000353	Eastern Media Ltd	700
2100005	2000384	Executive Security Service Pvt.Ltd.	13,22,662
2100005	2000431	Gen. Secretary Ib Club	17,000
2100005	2000444	Gopal Krushna Panda	1,646
2100005	2000533	IRC Engineering Services India	4,17,000
2100005	2000576	Jitendra Padhan	57,688
2100005	2000579	Jogamaya Sahu	60,664
2100005	2000607	Karunakar Sahu	1,53,130
2100005	2000666	Link Well Electronics P Ltd- Delhi	11,236
2100005	2000762	Maruti Associates	3,19,492
2100005	2000818	Narendra Kumar Panda	69,950
2100005	2000838	Nimai Charan Pandey	3,394
2100005	2000842	Niranjan Sahoo,Vehicle Owner	915
2100005	2000850	Ntpc Ltd	6,440
2100005	2000874	Oriental Security.Services	96,032
2100005	2000885	Otis Elevator Co India Ltd	352
2100005	2000951	Prakash Padhee, Vehicle Owner	47,330
2100005	2000969	Pratap Kumar Samal	72,233
2100005	2000981	Principal, P.S. (Jr) College,Hemgir	3,50,000
2100005	2001017	Rahul Service	76,564
2100005	2001025	Rajit Ekka, Vehicle Owner	20,041
2100005	2001029	Ram Krushna Thapa	15,850
2100005	2001030	Ramakanta Biswal	31,681
2100005	2001039	Ranchi Security (P) Ltd.	16,61,496
2100005	2001040	Ranjan Kumar Badhai	57,202
2100005	2001062	Rk Engineering	1,42,500




69



2100005	2001096	Sagar Panda	1,553
2100005	2001098	Sahaj E-Village Limited, Bbsr	2,17,590
2100005	2001104	Sail, Nagpur	67,746
2100005	2001105	Saishakti Associates	8,427
2100005	2001127	Santosh Nath	11,521
2100005	2001135	Saroj Biswal	-1,459
2100005	2001179	Shree Viswakarma Construction	39,76,185
2100005	2001235	Standard Testing Laboratory, Bbsr	1,91,000
2100005	2001248	Subrat Kumar Lenka, Vehicle Owner	10,042
2100005	2001249	Subrata Kumar Patel, Vehicle Owner	1,38,130
2100005	2001267	Sunil Kumar Panda	45
2100005	2001284	Sushil Pradhan- VEHICLE OWNER	97,965
2100005	2001296	Taranisen Behera	3,99,154
2100005	2001298	Tarunakanta Bohidar, Hemgir	16,244
2100005	2001312	Tejraj Patel, Jharsuguda	58,078
2100005	2001349	Ultra-Tech Laboratories Pvt. Ltd.	4,832
2100005	2001367	Utkal Udyan Pvt Ltd	19,306
2100005	2001381	Vibrant Ndt Services	14,500
2100005	2001413	M/S Triveni Engineering Works	9,42,742
2100005	2001417	Gridco	8,598
2100005	2001440	Utkal Furniture & Allied Industry	2,125
2100005	2001459	M/Skplm Kolkota	34,000
2100005	2001460	Smt. Rama Devi	6,000
2100005	2001461	P.N.Mohaptra	35,000
2100005	2001462	Sourav Goel	22,000
2100005	2001465	Ministry Of Enviroment And Forest (30,000
2100005	2001466	Anshuman Creative Art	25,000
2100005	2001467	Ibm India Private Ltd	47,040
2100005	2001468	The Principal Iti Cuttack	5,42,248
2100005	2001469	V T Infotech	62,200
2100005	2001472	Jbmt & Associates	2,500
2100005	2001473	United India Insurance Company Ltd	4,73,130
2100005	2001478	Sodexo SVC India Pvt. Ltd.	22,52,000
2100005	2001501	Randstad India Ltd	5,174
2100005	2001515	Baishnabi Constn. (Prop: Maheswar N	10,150
2100005	2001516	Vattarika Transport (Prop: Madhumit	1,07,915
2100005	2001517	Arrow Instruments Calibration	1,828
2100005	2001518	CMS IT Services Pvt. Ltd.	5,605
2100005	2001524	Sanatan Biswal (Advocate)	25,000
2100005	2001568	Gayatri Travels	180
2100005	2001576	The New India Assurance Co Ltd	8,632
2100005	2001596	HOTEL PRATIK	4,662
2100005	2001644	Bipin Bihari Das	30,000
2100005	2001674	Shebakram Majhi	2,576
2100005	2001728	Krishna Automotive	72,479
2100005	2001730	Durga Prasad Nanda	5,862
2100005	2001733	Government of Odisha	66,150
2100005	2001749	NIROD KUMAR SAHU	17,429
2100005	2001759	SHRAMIK SAMBAD	10,000
2100005	2001791	Biraj Kumar Burh	75,106
2100005	2001798	Chhatrapati Biswal (Vehicle Owner)	1,05,825
2100005	2001814	Ramakanta Sahu	74,306
2100005	2001815	SRINIBAS PRADHAN	375
2100005	2001860	Inst. of Quality & Environment Mang	9,500
2100005	2001883	Kartika Patel	1,24,240



2100005	2001917	GOBIND LOHAR	1,48,340
2100005	2001918	Land Acquisition Officer, Hemgir	-
2100005	2001938	Deepak Kumar Pradhan	66,607
2100005	2001961	Dinabandhu pani (Vehicle Owner)	80,756
2100005	2001971	Siemens Healthcare Private Limited	23,861
2100005	2002010	Kalakanhu Suna (Vehicle Owner)	14,736
2100005	2002031	IB SRUSHTI WOMEN LIVELIHOODS SERVIC	62,068
2100005	2002041	Binod Ping (Vehicle Owner)	1,22,754
2100005	2002045	ABHIMANYU GOUR	94,604
2100005	2002046	KAPILA NAIK	38,608
2100005	2002061	Rabindra Seth	1,33,485
2100005	2002109	Pratul Dash	2,283
2100005	2002125	Nayantara Jalswal	16,864
2100005	2002137	Horil Das	1,03,259
2100005	2002138	Gulapi Bag	42,091
2100005	2002148	Dipak Khamari	3,606
2100005	2002149	Maheswar Nayak (vehicle Owner)	1,40,914
2100005	2002158	Deepak Kumar Pradhan (Vehicle Owner)	17,733
2100005	2002170	PCCF, ODISHA, BHUBANESWAR & CCF	96,989
2100005	2002186	AJIT MEHER	90,388
2100005	2002219	Tikeshwar Biswal	94,020
2100005	2002220	Nadeem Khan (Vehicle Owner)	75,760
2100005	2002224	R.S Entrepreneurs Pvt Ltd	-
2100005	2002244	Jashobanti Bhaisal	3,20,398
2100005	2002245	Amruta Khamari	82,179
2100005	2002251	GIRIDHARI PATEL	35,397
2100005	2002254	Sabita Swain	82,327
2100005	2002256	Pradeep Kumar Pradhan	98,659
2100005	2002263	Jaya Suna	74,638
2100005	2002264	Tushar Manshi	44,281
2100005	2002275	SBI General Insurance Company Ltd	4,00,000
2100005	2002282	Ashiq Kanta	1,34,761
2100005	2002306	Kishan Kumar Sahu	1,02,617
2100005	2002307	Ashadevi Choudhary	75,513
2100005	2002309	Ranjit Kumar Patel	99,466
2100005	2002314	Queens Kitchen	40,000
2100005	2002343	RumKi Mitra	77,952
2100005	2002347	Sanatan Biswal (Vehicle Owner)	69,782
2100005	2002369	Sanjay Singh (Vehicle Owner)	1,83,495
2100005	2002370	Ajay Kumar Munda (Vehicle Owner)	1,15,113
2100005	2002395	Benudhar Naik	50,759
2100005	2002401	National insurance Company Ltd	58,21,800
2100005	2002418	Acuite Ratings and Research Ltd	2,36,000
2100005	2002433	DHL Express(India) Pvt Ltd	1,42,887
2100005	2002445	Surender Kumar	60,081
2100005	2002450	Amit Choudhury	58,433
2100005	2002453	Ashutosh Senapati	21,929
2100005	2002456	Tata Power Trading Company Ltd	2,36,000
2100005	2002469	Pabitra Kumar Patel	2,056
2100005	9000004	Sadasiba Panda (542)	5,963
2100005	9000041	Abhishek Ghosh	900
2100005	9000068	Anuj Kumar Singh, Document Controll	58
2100005	2001898	M S DRILLS	12,268
2100005	2002131	CSIR- Institute of Minerals & Mater	24,766
2100005	2000900	Pandaba Charana Patel	35,972




869

2100005	2000829	National Safety Council	54,223
2100005	2000342	Gourav Engineering Works	76,501
2100005	2000318	Dhirendra Kumar Dixit	2,09,166
2100005	1002222	Fouress Engineering (India) Limited	2,21,680
2100005	2000028	AES India Pvt Ltd	8,55,050
2100005	2000866	OPTCL BBSR	9,51,678
2100005	2001647	FA & CAO, SEC Railway Bilaspur	14,18,990
2100005	1000674	Indian Oil Corport Ltd- JSG	1,53,67,684
2100005	1001933	Indian Oil Corport Ltd.	1,98,82,942
2100005	2001041	Ranjan Kumar Bhoi	1,16,196
2100005	2002011	Satyaban Patel (vehicle Owner)	1,34,804
2100005	2002128	Rahasa Rout (Vehicle Owner)	76,100
2100005	2001871	Subrat Kumar Padhan	3,26,327
2100005	2000821	Narshing Padhan	1,90,903
2100005	2000751	Manabodh Padhan, Vehicle Owner	42,137
Total			1,57,32,24,566



44




Odisha Power Generation Corporation Limited
Security Deposit payable U3& U4
As on 03 July 2019

Annexure 3

GL	Vendor Code	Name of the Vendors	Amounts
1120001	1000089	Analogic Weighing & Automation	4,33,596
1120001	1000437	Embee Software Private Limited	4,272
1120001	1000882	L.K.Pradhan	3,25,453
1120001	1001263	Printlink Computer & Communication	48,299
1120001	1001353	Reliance Communications Ltd.	95,028
1120001	1001436	Sanskriti Associates Private	29,390
1120001	1001554	Sivasakthi Power Services Pvt Lt	16,05,168
1120001	1002220	Sparr Electronics Limited	39,204
1120001	2000055	Anadi Charan Nath	18,469
1120001	2000104	Netzone Technology	12,484
1120001	2000149	Prasanna Pradhan	22,30,276
1120001	2000318	Dhirendra Kumar Dixit	4,17,570
1120001	2000342	Gourav Engineering Works	1,50,039
1120001	2000352	Eastern Engineering	-
1120001	2000377	Everest Computers, Nayapali, Bbsr	6,134
1120001	2000464	Hari Omm Engineering & Associate	59,763
1120001	2000662	Light Palace	15,424
1120001	2000762	Maruti Associates	1,86,963
1120001	2000818	Narendra Kumar Panda	13,97,510
1120001	2000833	NCC LTD.	10,34,58,360
1120001	2000841	Niranjan Kharsel	2,32,377
1120001	2000874	Oriental Security Services	15,297
1120001	2000899	Padmanetra Barik	3,90,579
1120001	2001041	Ranjan Kumar Bhoi	2,42,950
1120001	2001051	Reliance Communications	1,05,918
1120001	2001052	Reliance Communications	7,394
1120001	2001130	Sarala Engineering Works	-
1120001	2001174	Shree Balaji Engicons Pvt Ltd.	4,51,447
1120001	2001179	Shree Viswakarma Construction	-
1120001	2001203	Snehalata Enterprisers	-
1120001	2001296	Taranisen Behera	7,24,747
1120001	2001357	Unique Power Generation Pvt. Ltd	18,160
1120001	2001518	CMS IT Services Pvt. Ltd.	2,21,763
1120001	2001531	Gadadhar Nayak	-
1120001	2001681	Rajasthan Construction Co.	1,80,078
1120001	2001717	Giri Enterprises	3,68,143
1120001	2001758	UNITED RAIL ROAD CONSULTANTS PVT	6,22,927
1120001	2001779	CONNEXION STAFFING	12,881
1120001	2001786	MANTRA UDYOG	41,000
1120001	2001813	Sunray Electricals	4,59,085
1120001	2001815	SRINIBAS PRADHAN	9,64,490
1120001	2001820	Shilpa Hospitality Services	10,16,484
1120001	2001877	Bharat Pest Management	45,738
1120001	2001898	M S DRILLS	13,90,660
1120001	2001921	D.K. Engineering & Construction	-
1120001	2001965	V & R Tata Engineering Company	44,72,199
1120001	2002008	Tirupati Enterprises	41,300
1120001	2002053	Anjan Kumar Sahu	42,432
1120001	2002181	SDEAS	1,47,257
1120001	2002188	Pramodini Traders	8,239
1120001	2002208	Society for Action in Community	20,46,077



1120001	2002210	D S Associates	8,50,080
1120001	2002213	United Engineers Pvt Ltd	10,14,058
1120001	2002233	Maruti Electricals	3,53,042
1120001	2002239	Metal Engineering	60,084
1120001	2002249	NEW INDIA ENTERPRISE	15,26,842
1120001	2002308	Kaizen IT services Private Limit	83,346
1120001	2002339	JAY BABA LOKNATH ENTERPRISES	1,44,537
1120001	2002341	Melco India Pvt. Ltd. (Odisha)	24,47,783
1120001	2002345	Encotec Energy India Pvt Ltd	9,06,082
1120001	2002356	Gouri Shankar Pradhan	47,696
1120001	2002360	Keshaba Kumar Pradhan	47,614
1120001	2002364	Baljeet Constuction	59,530
1120001	2002379	Gayatri Agency	3,91,105
1130001	1000101	Apex Distributors	5,500
1130001	1000821	Kay Bee Sales & Services	4,000
1130001	1000973	Malati Enterprises	19,500
1130001	1001116	Nitex Enterprises	1,000
1130001	1001417	Saha Agencies	500
1130001	1001691	Tanush Corporation	6,000
1130001	1001826	Utkal Industrial & Safety Produc	2,000
1130001	1002010	J K Electro Power	50,000
1130001	1002081	Nigam Computers & Services	1,000
1130001	2000149	Prasanna Pradhan	35,000
1130001	2000318	Dhirendra Kumar Dixit	10,000
1130001	2000593	K-2 Infosys	5,000
1130001	2000839	Nimbus Technologies	3,000
1130001	2000841	Niranjan Kharsel	5,000
1130001	2000899	Padmanetra Barik	10,000
1130001	2001041	Ranjan Kumar Bhoi	14,000
1130001	2001179	Shree Viswakarma Construction	1,25,000
1130001	2001203	Snehalata Enterprisers	30,000
1130001	2001433	Cadd Consulting Engineers Pvt Ltd	2,000
1130001	2001758	UNITED RAIL ROAD CONSULTANTS PVT	-
1130001	2001786	MANTRA UDYOG	2,000
1130001	2001811	Mashel Electric	5,000
1130001	2001898	M S DRILLS	25,000
1130001	2002124	S. M. Consuitants	5,000
1130001	2002188	Pramodini Traders	1,200
1130001	2002233	Maruti Electricals	25,000
1130001	2002283	Mamata Hota	27,000
1131001	1000033	Aditi Enterprise	87,140
1131001	1000090	Andrew Yule & Company Limited	-
1131001	1000188	Bard Roy Infotech (P) Ltd	6,111
1131001	1000206	BGR Energy System Ltd (Unit 3 &	1,51,22,207
1131001	1000439	Emencee Marketing	12,300
1131001	1000490	Ferrocare Machines Pvt.Limited	2,90,450
1131001	1000602	LT Cartridge	36,943
1131001	1000710	Infotek Services	13,437
1131001	1000714	Insat Communication Systems	66,371
1131001	1001024	Microtech Software Pvt. Ltd.	19,525
1131001	1001539	Signtech	1,00,000
1131001	1001627	Sujata Computers Pvt. Ltd.	47,667
1131001	1001691	Tanush Corporation	30,044
1131001	1001703	Techniche Consulting Services,	15,233
1131001	1001953	United ECO Care Consultant Pvt L	4,12,377



1131001	1002079	R.S Enterprises	1,25,964
1131001	1002082	Titagarh Wagons Limited	6,67,55,216
1131001	1002259	Tribotech	72,258
1131001	2000003	Alok Pattnaik	22,789
1131001	2000055	Anadi Charan Nath	-
1131001	2000141	BGR Energy System Ltd (Unit 3 &	4,50,12,267
1131001	2000149	Prasanna Pradhan	9,16,785
1131001	2000166	Bhel -New Delhi (Project-3 & 4)	3,61,909
1131001	2000314	Development Consultants Pvt Ltd	-
1131001	2000318	Dhirendra Kumar Dixit	2,00,354
1131001	2000342	Gourav Engineering Works	3,23,910
1131001	2000410	G S Infocom	1,17,390
1131001	2000448	Goutam Sanwani	6,639
1131001	2000469	Hayajami Porta Solutions Pvt Ltd	22,247
1131001	2000540	It Clinic	7,398
1131001	2000593	K-2 Infosys	7,849
1131001	2000618	Khageswar Kuar,Hemgir	7,979
1131001	2000651	Larsen & Toubro Ltd	9,10,372
1131001	2000662	Light Palace	3,140
1131001	2000833	NCC LTD.	2,64,31,838
1131001	2000839	Nimbus Technologies	96,740
1131001	2000841	Niranjan Kharsel	1,55,391
1131001	2000899	Padmanetra Barik	95,792
1131001	2001039	Ranchi Security (P) Ltd.	6,65,380
1131001	2001041	Ranjan Kumar Bhoi	93,315
1131001	2001051	Reliance Communications	12,560
1131001	2001174	Shree Balaji Engicons Pvt Ltd.	1,34,15,800
1131001	2001179	Shree Viswakarma Construction	43,865
1131001	2001518	CMS IT Services Pvt. Ltd.	48,486
1131001	2001681	Rajasthan Construction Co.	1,93,907
1131001	2001795	Powergrid Corporation	46,91,946
1131001	2001811	Mashel Electric	27,728
1131001	2001820	Shilpa Hospitality Services	11,131
1131001	2001898	M S DRILLS	6,81,284
1131001	2001921	D.K. Engineering & Construction	2,62,501
1131001	2001968	Gram Vikas	6,44,638
1131001	2002365	OPTCL Shakti Bhawan	-
1131002	1000882	L.K.Pradhan	11,558
1131002	1001554	Sivasakthi Power Services Pvt Lt	9,35,221
1131002	2000055	Anadi Charan Nath	3,403
1131002	2000149	Prasanna Pradhan	2,31,696
1131002	2000318	Dhirendra Kumar Dixit	54,092
1131002	2000342	Gourav Engineering Works	19,530
1131002	2000667	Lk Pradhan	17,539
1131002	2000762	Maruti Associates	33,500
1131002	2000818	Narendra Kumar Panda	2,44,967
1131002	2000841	Niranjan Kharsel	3,34,552
1131002	2000899	Padmanetra Barik	50,510
1131002	2001039	Ranchi Security (P) Ltd.	4,041
1131002	2001041	Ranjan Kumar Bhoi	1,15,144
1131002	2001130	Sarala Engineering Works	27,127
1131002	2001179	Shree Viswakarma Construction	41,230
1131002	2001203	Snehalata Enterprisers	54,659
1131002	2001296	Taranisen Behera	2,31,511
1131002	2001531	Gadadhar Nayak	-



873

1131002	2001681	Rajasthan Construction Co.	53,728
1131002	2001717	Giri Enterprises	76,310
1131002	2001758	UNITED RAIL ROAD CONSULTANTS PVT	1,59,291
1131002	2001813	Sunray Electricals	46,081
1131002	2001815	SRINIBAS PRADHAN	12,717
1131002	2001820	Shilpa Hospitality Services	8,08,307
1131002	2001898	M S DRILLS	1,64,359
1131002	2001921	D.K. Engineering & Construction	-
1131002	2001965	V & R Tata Engineering Company	1,07,108
1131002	2002008	Tirupati Enterprises	7,114
1131002	2002121	Mandakini Engineering	-
1131002	2002180	OM SAI SERVICES	46,997
1131002	2002181	SDEAS	38,060
1131002	2002208	Society for Action in Community	1,21,142
1131002	2002210	D S Associates	25,693
1131002	2002213	United Engineers Pvt Ltd	16,766
1131002	2002233	Maruti Electricals	38,969
1131002	2002239	Metal Engineering	7,092
1131002	2002249	NEW INDIA ENTERPRISE	1,37,976
1131002	2002339	JAY BABA LOKNATH ENTERPRISES	1,05,043
1131002	2002341	Melco India Pvt. Ltd. (Odisha)	12,41,921
1131002	2002345	Encotec Energy India Pvt Ltd	5,15,308
1131002	2002364	Baljeet Constuction	17,599
1131002	2002379	Gayatri Agency	25,799
1131003	2000141	BGR Energy System Ltd (Unit 3 &	28,91,982
1131003	2001174	Shree Balaji Engicons Pvt Ltd.	7,904
1131003	2001179	Shree Viswakarma Construction	8,36,259
1131003	2001681	Rajasthan Construction Co.	1,64,282
1131003	2001921	D.K. Engineering & Construction	75,151
1131003	2001968	Gram Vikas	3,95,645
1131003	2001974	Finish Society	-
Total			32,24,14,979



48



874

Odisha Power Generation Corporation Limited

Security Deposit payable Trade


As on 03 July 2019

Annexure 4

GL	Vendor Code	Name of the Vendors	Amounts
1120001	2001179	Shree Viswakarma Construction	43,53,504.00
1120001	2001815	SRINIBAS PRADHAN	41,97,417.00
1120001	2000342	Gourav Engineering Works	29,07,625.00
1120001	2001864	UTKAL PROJECTS PRIVATE LIMITED	25,30,106.00
1120001	2001174	Shree Balaji Engicons Pvt Ltd.	25,10,975.00
1120001	2001820	Shilpa Hospitality Services	19,10,178.00
1120001	2001784	TPS Infrastructure Limited	18,74,565.00
1120001	2000620	KHFM Hospitality&Facility Managemen	18,25,965.00
1120001	1000482	Fab Erectors	17,63,952.00
1120001	2000055	Anadi Charan Nath	16,81,242.00
1120001	2001296	Taranisen Behera	16,76,182.00
1120001	2000088	Ashok Bricks Industries (P) Ltd.	15,28,888.45
1120001	2000854	Oasis Agro Pvt Ltd	14,95,111.00
1120001	2000149	Prasanna Pradhan	14,15,797.00
1120001	2000384	Executive Security Service Pvt.Ltd.	13,35,605.00
1120001	2000318	Dhirendra Kumar Dixit	11,02,787.00
1120001	2000818	Narendra Kumar Panda	10,14,212.00
1120001	1001075	Narasimha Engineering Works	8,66,430.00
1120001	2001357	Unique Power Generation Pvt. Ltd.	8,15,252.00
1120001	2000662	Light Palace	7,95,729.00
1120001	2000762	Maruti Associates	7,26,964.00
1120001	2001518	CMS IT Services Pvt. Ltd.	7,14,224.00
1120001	1001703	Techniche Consulting Services,	6,77,738.00
1120001	2000730	M/S U.Tech Service	6,58,970.00
1120001	2000020	Access Livelihoods Consulting India	6,21,032.00
1120001	2001078	S N Kanungo	5,35,503.00
1120001	2001237	Star Engineering Company	5,15,640.00
1120001	2001965	V & R Tata Engineering Company	4,79,740.00
1120001	2002195	H S Builders	4,17,326.00
1120001	2001758	UNITED RAIL ROAD CONSULTANTS PVT LT	3,69,134.00
1120001	2001299	Tata Consulting Engineers Ltd	3,68,410.00
1120001	2000352	Eastern Engineering	3,41,395.00
1120001	2000599	Kalinga Insulation, Jagatsinghpur	3,29,716.00
1120001	2000576	Jitendra Padhan	3,22,188.00
1120001	2000743	Mahavir Constructions	3,11,347.00
1120001	2000941	Prabhat Engineering Works,	3,01,925.00
1120001	1001942	Quality Engineers	2,98,893.00
1120001	2000841	Niranjan Kharsel	2,95,238.00
1120001	2000363	Elmech,Nagpur	2,92,572.00
1120001	2001054	Remag Electrors (Pvt) Ltd	2,83,230.00
1120001	2000505	Indo Bell Insulations Ltd.	2,64,239.00
1120001	2000899	Padmanetra Barik	2,63,610.00
1120001	1002111	Gangotri Turbo Tech Engg Servi Pvt	2,62,115.00
1120001	2002271	P and A Advertising Agency Pvt Ltd	2,54,071.00
1120001	2001389	WAFI-AGE	2,40,147.00
1120001	2000832	Nbc Asia Pvt Ltd	2,38,424.00
1120001	2002339	JAY BABA LOKNATH ENTERPRISES	2,34,224.00
1120001	2001264	Sundar Traders	2,30,906.00
1120001	2001052	Reliance Communications	2,20,601.00
1120001	2000975	Precision Engineering	2,18,958.00
1120001	2001334	Trayi Consulting Pvt. Ltd	2,16,627.00



49



875


1120001	2000464	Hari Omm Engineering & Associates	2,10,313.00
1120001	2002088	BM Engineering	2,05,320.00
1120001	2000121	B.L.Electrical Chennai	2,01,174.55
1120001	1001554	Sivasakthi Power Services Pvt Ltd	1,93,075.00
1120001	2000159	Bhavani Erectors Pvt Ltd Kollam	1,87,918.00
1120001	2001431	S.N.Kanungo- BBSR	1,78,400.00
1120001	2000559	Jalnidhi Bitumen Specialities Pvt	1,70,878.00
1120001	2002107	Jai Jangannath Engineering works	1,66,800.00
1120001	2000491	Idc Ltd.	1,59,390.30
1120001	2000560	Janata Engineering Works	1,52,566.00
1120001	2002177	Bureau Veritas India Pvt. Ltd.	1,49,600.00
1120001	1001898	WEIR MINERALS INDIA PVT. LTD.	1,46,259.00
1120001	2001375	Vasavi Power Services Pvt. Ltd.	1,44,776.00
1120001	1001186	Pathway Engineering Co.Pvt.Ltd.	1,42,443.00
1120001	2002233	Maruti Electricals	1,35,011.00
1120001	2000849	NTPC Alstom Power Services Pvt.Ltd.	1,34,080.00
1120001	1001897	Weir India Pvt.Ltd	1,33,768.00
1120001	2002408	Cipet-CSTS, Balasore	1,30,397.00
1120001	2000837	Nikhil Kumar Naik	1,29,301.00
1120001	2000670	M. Mukthi Nath, Bus Owner	1,27,499.00
1120001	2001088	S.K.Goenka	1,26,394.00
1120001	1000981	Manilal And Brothers	1,25,950.00
1120001	2000360	Electrical Research & Devp Associat	1,22,103.00
1120001	1000882	L.K.Pradhan	1,20,206.00
1120001	2000729	M/S Tehsin Khan Catering Services	1,18,689.00
1120001	2000612	Ke Bergmann Flexibles India Pvt Ltd	1,17,055.00
1120001	2000377	Everest Computers, Nayapali, Bbsr	1,16,429.00
1120001	2002217	MVS ACMEI Technologies Pvt Ltd	1,11,510.00
1120001	2000051	Amarnath Agrawal & Co	1,01,952.00
1120001	2001002	R.K.Engineering Works	1,01,863.00
1120001	2001514	Energo Engineering Projects Limited	1,01,676.00
1120001	2000565	Jay Technical Services	99,678.00
1120001	1001870	Vinsan Commercial Products Pvt. Ltd	98,483.00
1120001	2001870	Palak Traders	96,950.00
1120001	2001071	Rudra Prashad Sahoo	94,573.00
1120001	2001343	Truly Pest Solution Pvt. Ltd.	93,780.00
1120001	2000462	Hari Electrical Works	93,057.00
1120001	2000414	G.R.Patel & Associates	92,819.00
1120001	2002172	Glyptic	91,588.00
1120001	2001430	M/S Sipl Kolkatta	91,220.00
1120001	2000876	Orissa Construction And Building	90,077.00
1120001	2002267	PRISM Industrial Corporation	89,468.00
1120001	2000903	Panther Security Service	88,992.00
1120001	2002043	SATIENT TECHNOLOGIES PVT LTD	88,222.00
1120001	2001648	Vishvas Power Engineering Services	86,821.00
1120001	2001041	Ranjan Kumar Bhoi	85,838.00
1120001	2001949	Association For Voluntary Action	83,086.00
1120001	2000885	Otis Elevator Co India Ltd	81,960.00
1120001	2001911	Vasavi MRO Pvt Ltd	80,500.00
1120001	2002175	DEEKU LANDSCAPE IRRIGATION	77,586.00
1120001	2001341	Triveni Civi-Tech Pvt. Ltd.	77,497.00
1120001	2002373	Amman Rail Transport Services	76,700.00
1120001	2000667	Lk Pradhan	76,310.00
1120001	2000855	Obcc Ltd	73,097.00
1120001	2002332	The Sealcoat Structurl Works Pvt Lt	73,037.00



50



1120001	2001747	Bharat Gyan Vigyan Samiti	71,340.00
1120001	1000715	Instrument & Control	71,001.00
1120001	2002073	Bimcon Associates	69,400.00
1120001	1002200	Century Industrial Product Pvt Ltd	67,968.00
1120001	1001298	R.K.Enterprises- Kolkata	67,855.00
1120001	2000276	Complex Metal & Chemicals Pvt Ltd	66,553.00
1120001	2000570	JAYASHREE ELECTRODEVICES PVT. LTD.	63,947.00
1120001	2000497	India Electric Works	63,457.00
1120001	2001645	Cartridge Bank	63,230.00
1120001	2002314	Queens Kitchen	62,668.00
1120001	1000695	Industrial Devices (India) Pvt.	61,508.00
1120001	2001184	Shri Kanyaka Industries Rkl	60,565.00
1120001	2001770	SHIVA HI-TECH	60,109.00
1120001	2000155	Bharat Sanchar Nigam Limited	60,000.00
1120001	1000069	Alstom Projects India Limited	59,678.00
1120001	2001967	Sangam Engineering Enterprises	59,225.00
1120001	2000525	Inspectorate Griffith India Pvt.Ltd	59,006.00
1120001	2000835	Nicco Engineering Services Ltd	57,702.00
1120001	1001123	North Street Cooling Towers (P) Ltd	57,548.00
1120001	2000083	Arudra Engineers Pvt Ltd	56,346.00
1120001	2001060	Rites Ltd	56,180.00
1120001	2001520	National Hydro Blasting	55,918.00
1120001	2002036	Biswas Engineering & Const Services	55,000.00
1120001	1001197	Perfect Chloro System- Chennai	54,697.00
1120001	2000056	Anagha Turbo Services Pvt Ltd	53,130.00
1120001	2000092	Ashok Kumar Chinda	52,400.00
1120001	2000386	F K Panda	50,910.00
1120001	2001084	S. N. Singh, Mech. Engineers &	49,936.00
1120001	2001366	Utkal Furniture & Allied Industry	49,393.00
1120001	2000965	Prasanta Kumar Sahu	49,088.00
1120001	2001192	Sigma Electronics	48,800.00
1120001	2000915	Perfect Chloro System- Chennai	48,673.00
1120001	2000395	First Flight Couriers Ltd- JSG	46,198.00
1120001	2000878	Orissa Electrical Industries	45,837.00
1120001	1000369	Deep Enterprises Angul	45,656.00
1120001	1000629	Hindustan Tyre House	45,500.00
1120001	1001614	Sterling Valves And Controls	43,975.00
1120001	2000674	Calcutta Electric Motors Rewinding	43,963.00
1120001	2000357	Efco Maschinenbau India Pvt Ltd	43,832.00
1120001	2001109	Samaleswari Traders	43,183.00
1120001	2002056	Vadim Infrastructure Private Limite	43,070.00
1120001	2001378	Verde Ventures Pvt. Ltd.	42,953.00
1120001	2002243	Vadim Infrastructure Private Limite	42,500.00
1120001	2000862	Omega Electrical Works	41,561.00
1120001	2000936	Power Tech Consultants	41,000.00
1120001	1001699	Techfab Systems Private Limited	40,000.00
1120001	1001805	Union Batteries Private Limited	39,324.00
1120001	1000946	OTIS Elevator Company Ltd	36,000.00
1120001	1000505	Fire Stop Sales & Services	34,614.00
1120001	2000501	Indian Register Of Shipping	33,396.00
1120001	2000460	Haragouri Industries	33,240.00
1120001	2002205	Electrical Research & Devp Associat	33,010.00
1120001	1000663	Ideal Industries Incorporation	32,858.00
1120001	2001201	Skf India Ltd.	32,743.00
1120001	1000305	Chembond Drewtreat Limited,	31,857.00



877

1120001	2001162	Shanthala Power Research	31,814.00
1120001	1000688	Indus Control & Automation Private	30,646.00
1120001	2000596	Kalinga Engineering Co-Operative	30,004.00
1120001	2001137	Saroj Kumar Naik	29,891.00
1120001	2001376	Vasu Chemicals LLP	29,686.00
1120001	2000591	K.K.Associates	29,517.00
1120001	2000129	Balaji Engicons	29,500.00
1120001	2001066	Roop Construction	29,324.00
1120001	1000522	Formula One Solutions Pvt Ltd	29,260.00
1120001	2001315	The India Thermit Corporation Ltd	29,259.00
1120001	2000463	Hari Environmental Systems	28,665.00
1120001	2000079	Argus Interior Enterprises	27,343.00
1120001	2002320	Powertest Asia Pvt Ltd	26,786.00
1120001	2000946	Pradeep Trading Co Rkl	26,470.00
1120001	2000881	Oscar Media Services	26,438.00
1120001	2000218	Bonotronics	25,237.00
1120001	2001359	United Phosphorous Ltd- Jharsuguda	24,983.00
1120001	2000533	IRC Engineering Services India	24,412.00
1120001	2000128	Bajrang Traders	24,322.00
1120001	2000091	Ashok Kumar Behera	24,067.00
1120001	2002224	R.S Entrepreneurs Pvt Ltd	24,030.00
1120001	1001299	R.K.Tradings	23,933.00
1120001	2000249	Central Power Research Inst Nagpur	23,736.00
1120001	1000089	Analogic Weighing & Automation	23,494.00
1120001	2000919	PCI Pest Control Pvt Ltd	23,208.00
1120001	2001771	ELECTRO TECHNICAL SERVICES	23,000.00
1120001	2000638	Krushna Chandra Majhi	22,500.00
1120001	2001426	First Flight Couriers Ltd	21,700.00
1120001	2002025	Vandi Industrial Engineers	21,500.00
1120001	1000714	Insat Communication Systems	21,405.00
1120001	2000874	Oriental Security Services	21,350.00
1120001	1000506	Firext Engineering Works	21,000.00
1120001	2002221	Niyatee Foundation	20,860.00
1120001	2001361	Usha Hydro Dynamics Limited	20,607.00
1120001	2002112	BHARAT PEST CONTROL & CO	20,231.00
1120001	2001186	Shyam Engineering Works.	20,182.00
1120001	2000979	Pricewaterhouse Coopers Pvt Ltd	20,000.00
1120001	2000124	Badal Pradhan	19,850.00
1120001	2000671	M.G.Commercial Pvt Ltd	19,471.00
1120001	2000476	Himansu Routray	19,385.00
1120001	2000188	Bidesi Nayak	18,544.00
1120001	2000043	Alfa Power Engineering Services	18,400.00
1120001	2000590	K.J. Rao Associates	18,157.00
1120001	1002058	Fitness Corner	18,000.00
1120001	2000151	Bhel Kolkata	18,000.00
1120001	2001034	Rameswar Ray	17,984.00
1120001	2000044	Allay Software Solutions	17,800.00
1120001	2000454	Gunamani Bhatta	17,583.00
1120001	2000125	Bains Constructions	16,745.00
1120001	2002354	Ganga Logistics	16,628.00
1120001	2002190	Smart Database Solutions Pvt Ltd	16,566.00
1120001	2000193	Bijay Kumar Seth	16,528.00
1120001	1000063	Alif Engineering Instruments	16,300.00
1120001	2001196	Sinha Construction	15,891.00
1120001	2001769	MOODY INTERNATIONAL INDIA PVT LTD	15,600.00




52



878

1120001	2000759	Manoranjana Dash	15,500.00
1120001	2001321	Therapeutics Chemical Research	15,500.00
1120001	2000208	Bishmilla Enterprises	15,150.00
1120001	1000002	A To Z Electrical	14,620.00
1120001	2001007	Rabindra Barik	14,430.00
1120001	2000097	Ashok Pradhan	14,339.00
1120001	1002101	Starflex Bellows	14,175.00
1120001	2000107	Avinash Enterprises	14,080.00
1120001	1000557	Gee Energy Enterprises	14,000.00
1120001	2000253	Chakanand Senapati	13,840.00
1120001	2001497	TCI Freight	13,286.00
1120001	2000295	Das & Associates	13,135.00
1120001	2002253	Tata Consulting Engineers Ltd	12,850.00
1120001	2000607	Karunakar Sahu	12,840.00
1120001	2000550	Jagannath Body Builders	12,300.00
1120001	2000099	Asiana Construction	12,225.00
1120001	2000183	Bhusan Sahu	12,143.00
1120001	1000954	Maco Corporation (India) Pvt. Ltd.	12,050.00
1120001	2000922	Pintu Engineering Works	12,006.00
1120001	2000333	Dolamani Bhoi	11,832.00
1120001	1000524	Fortune Services	11,579.00
1120001	1001635	Sunderdas D. Hunsraj- Sambalpur	11,240.00
1120001	2002262	Santosi Electricals	10,974.00
1120001	2000481	Hi-Tech System And Automation	10,772.00
1120001	2000434	Giridhari Dash	10,767.00
1120001	2000184	Bibhuti Bhusan Tripathy	10,675.00
1120001	2000487	Hrusikesh Sha	10,541.00
1120001	2000002	Alok Kumar Tripathy	10,215.00
1120001	2001074	S I Steel Brajrajnagar	10,130.00
1120001	2000265	Chittaranjan Pani	10,004.00
1120001	2000065	Annapurna Advertisers	10,000.00
1120001	2000592	K.R.Bedmutha Techno Associates Pvt	10,000.00
1120001	2000400	Flora Fountains & Amusements	9,963.00
1120001	2000154	Bharat Machinery	9,950.00
1120001	2001175	Shree Radhe Krishna Electrical	9,913.00
1120001	2001229	Srusti Associates	9,839.00
1120001	2001395	Yukon Enterprises Pvt.Ltd.	9,804.00
1120001	2001173	Shree Advertising Prop: Suresh More	9,758.00
1120001	2001161	Shanthala Power Limited	9,706.00
1120001	2001188	Sibananda Sahu	9,481.00
1120001	2000984	Puja Engineering & Construction	9,000.00
1120001	2000354	Eastern Trading Agency	8,878.00
1120001	1000821	Kay Bee Sales & Services	8,674.00
1120001	2001824	Inspectorate Griffith India Pvt Ltd	8,652.00
1120001	2000311	Demech Chemicals Product Pvt Ltd	8,421.00
1120001	1000412	Eastern Gas Equipments Pvt.Ltd	8,354.00
1120001	2000910	PATITAPABAN ELECTRICAL WORKS	8,099.00
1120001	2001209	Spares Corporation Of India	8,000.00
1120001	2001335	Treadstone Rubber Pvt.Ltd.	7,887.00
1120001	2000912	Pawan Kumar Agrawal	7,772.00
1120001	2001100	Sai Constuction	7,690.90
1120001	2000053	Amresh Panda	7,530.00
1120001	2000616	Kerala State Electronic Development	7,350.00
1120001	2001225	Srikanta Kumar Panigrahi	7,298.00
1120001	1000817	Kasi Equipments	7,163.00



1120001	2001221	Sri Sai Civil Works	7,158.00
1120001	2000207	Birendra Kumar Panda	7,111.00
1120001	2000458	H.S.Carriers	7,102.00
1120001	2001232	Standard Publicity	7,000.00
1120001	2000090	Ashok Kumar Agrawal	6,998.00
1120001	2000338	Dtdc Courier & Cargo Ltd- Bangalore	6,784.00
1120001	2001134	Sari Enterprises	6,753.00
1120001	2000983	Project Wing (Hiw)	6,750.00
1120001	2000597	Kalinga Engineers	6,734.00
1120001	2000317	Dharmendra Kumar Bhoi	6,697.00
1120001	2002274	Universal Scientific Instruments	6,490.00
1120001	2000078	Areva T & D India Ltd	6,464.00
1120001	2000520	Indwell Constuction (P) Ltd.	6,220.10
1120001	1001228	Power Technics India Pvt Ltd	6,162.00
1120001	2000441	Godrej Hicare Ltd	6,105.00
1120001	2000626	Kishore Enterprises	6,010.00
1120001	1001466	Shah Shivji Valji & Co	6,000.00
1120001	2000042	Akulanda Hota	5,697.00
1120001	2001819	Pradhan Caterer	5,696.00
1120001	2000539	Iswar Prasad Bhoi	5,646.00
1120001	2000478	Hindustan Enterprises	5,488.00
1120001	2001080	S R Associates	5,418.00
1120001	2001131	Sarat Kumar Ganariwal	5,415.00
1120001	2000435	Girija Kanta Pradhan	5,277.00
1120001	2000796	Mohan Moharana	5,155.00
1120001	2001585	Pratap Kumar Panda	5,145.00
1120001	2001126	Santosh Kumar Panda	5,050.00
1120001	2000540	It Clinic	5,000.00
1120001	2001176	Shree Sarada Constructions	5,000.00
1120001	2000809	N K Duby	4,839.00
1120001	2001523	Laxmi Associates	4,790.00
1120001	2001783	D.S.Consultants And Engineering Pvt	4,752.00
1120001	2000461	Harekrushana Gouda	4,700.00
1120001	9000032	Ramesh Ch Behera (469)	4,700.00
1120001	2000805	Muralidhar Mohapatra	4,650.00
1120001	2000098	Asian Brown Beveri	4,633.00
1120001	2000110	B B Senapati	4,623.00
1120001	2000185	Bibhuti Kalet	4,611.00
1120001	2000657	Laxman Kalet	4,608.00
1120001	2000524	Innove Soft	4,500.00
1120001	2000292	Daitari Senapati	4,358.00
1120001	1000166	Avery India Ltd Cuttack	4,338.00
1120001	2001129	Sarada Chemicals	4,191.00
1120001	2000001	Alok Kumar Behera	4,142.00
1120001	2001276	Suresh Chandra Sahu	4,136.00
1120001	1000990	Marwaha Manufacturing Co.	4,100.00
1120001	2001056	Renuka Traders & Associates	4,097.00
1120001	2001428	Infogarden	4,011.00
1120001	2002406	IRD Mechanalysis Limited	3,990.00
1120001	2000567	Jayanta Naik	3,828.00
1120001	2001013	Raghumani Pradhan	3,751.00
1120001	2002351	Kherwadi Social Welfare Association	3,750.00
1120001	2000112	B P Construction	3,665.00
1120001	2000474	Hemanta Kumura, Rengali	3,658.00
1120001	2000104	Netzone Technology	3,376.00



880

1120001	2000992	R K Senapati	3,335.00
1120001	2000859	Okil Oram	3,200.00
1120001	2000146	Bhagabatia Chandan	3,111.00
1120001	2000332	Dolagobinda Bhoi	3,106.00
1120001	2001006	Rabinath Sa	3,093.00
1120001	1000171	Avm Sales Corporation	2,954.00
1120001	2000401	Fly King Courier	2,944.00
1120001	2001346	Tusarkanta Naik	2,834.00
1120001	2000402	Fly King Couriers	2,803.00
1120001	2001293	Tanmaya Kumar Panda	2,682.00
1120001	2001227	Srimanta Kar	2,534.00
1120001	2001255	Sukdev Ray	2,513.00
1120001	2000625	Kishore Construction	2,464.00
1120001	2001420	Janaki Nath Sharma	2,454.00
1120001	2001181	Shreenibas Nayak	2,433.00
1120001	2001012	Raghumani Kanta	2,411.00
1120001	2000257	Chef Caterers	2,380.00
1120001	2001978	Nirvan Indocare Pvt Ltd	2,342.00
1120001	2000995	R R Mohapatra	2,278.00
1120001	2000199	Biman Kumar Mukharjee	2,258.00
1120001	2000274	Cofoam Agencies	2,214.00
1120001	2001324	Tikeswar Senapati	2,183.00
1120001	2001142	Sashi Bhusan Biswal	2,113.00
1120001	2000993	R N Jena	2,094.00
1120001	2000007	A H Drillers	2,088.00
1120001	2000334	Dolamani Padhan	2,049.00
1120001	2001180	Shree Viswakarma Engineering	2,007.00
1120001	2000116	B.C.Sitaram & K.Sitaram	2,000.00
1120001	2000825	National Corporation & Transport	1,968.00
1120001	2001108	Samaleswari Labour Contract	1,958.00
1120001	2000665	Lingaraj Naik	1,945.00
1120001	1001937	Kay Iron Works (Yamuna Nagar) Pvt.	1,900.00
1120001	2000041	Akshya Kumar Mohanty	1,881.00
1120001	2000891	P S Sukumar Pilai	1,853.00
1120001	1001405	S.M.Engineers	1,778.00
1120001	2000206	Birendra Bhoi	1,758.00
1120001	2000958	Pranati Pahan	1,734.00
1120001	2000211	Biswakarma Industries	1,716.00
1120001	1000374	Devan Enterprises	1,714.00
1120001	2000953	Pramod Kumar Das	1,624.00
1120001	2000651	Larsen & Toubro Ltd	1,582.78
1120001	2000322	Dillip Kumar Rathore	1,538.00
1120001	2001373	Vaishnav Enterprises	1,526.00
1120001	2000442	Goodluck Commercial Service	1,509.00
1120001	2000082	Artatrana Nayak	1,507.00
1120001	2000991	R K Panda	1,495.00
1120001	2000588	K.C Sahu	1,420.00
1120001	2001093	Sadanand Nayak	1,390.00
1120001	2000952	Prakesh Chandra Naik	1,381.00
1120001	2001189	Sjblal Senapati	1,345.00
1120001	2000960	Prasanna Kumar Panda	1,330.00
1120001	2000081	Arjun Sha	1,323.00
1120001	2001136	Saroj Kumar Bhoi	1,288.00
1120001	2000369	Engineering Complex	1,271.00
1120001	2000179	Bhimsen Sa	1,268.00



55



881

1120001	2000336	Dolphin Courier	1,213.50
1120001	2000966	Prasanta Kumar Tripathy	1,194.00
1120001	2001026	Raju Kishan	1,188.00
1120001	2000652	L P Construction	1,155.00
1120001	1000443	Encon Engineers	1,150.00
1120001	2000661	Lift And Shift	1,122.00
1120001	2000583	Jutefelt India Pvt Ltd	1,029.00
1120001	2001182	Shreeram Borwel	1,018.00
1120001	2000138	Basanti Engineering	900.00
1120001	2000513	Industrial Engineering Enterprise	600.00
1120001	2001095	Sadas & Erectors	529.00
1120001	2000256	Charanjit Singh	466.30
1120001	2000323	Dinesh Industrial Corporation	200.00
1130001	2001039	Ranchi Security (P) Ltd.	6,00,000.00
1130001	2002336	PEREGRINE GUARDING PVT LTD	5,00,000.00
1130001	2001815	SRINIBAS PRADHAN	4,86,100.00
1130001	2000149	Prasanna Pradhan	2,86,850.00
1130001	2001179	Shree Viswakarma Construction	2,74,520.00
1130001	2001296	Taranisen Behera	2,65,500.00
1130001	2001965	V & R Tata Engineering Company	2,37,000.00
1130001	2001898	M S DRILLS	2,05,000.00
1130001	2000871	Orient Construction Pvt.Ltd.	1,89,000.00
1130001	2000818	Narendra Kumar Panda	1,59,679.00
1130001	1001691	Tanush Corporation	1,51,587.00
1130001	1001887	Vulcan Industrial Engineering Co.	1,40,000.00
1130001	2000599	Kalinga Insulation, Jagatsinghpur	1,33,690.00
1130001	2000975	Precision Engineering	1,26,000.00
1130001	2000941	Prabhat Engineering Works,	1,16,500.00
1130001	2001041	Ranjan Kumar Bhoi	1,12,700.00
1130001	2000841	Niranjana Kharsel	1,04,082.00
1130001	2000318	Dhirendra Kumar Dixit	1,01,903.00
1130001	2000903	Panther Security Service	1,00,000.00
1130001	2002257	India Sales Service	1,00,000.00
1130001	2000667	Lk Pradhan	96,800.00
1130001	1000314	Chiranjiv Steel Centre	96,000.00
1130001	1000081	Amco Industries	88,862.00
1130001	2000342	Gourav Engineering Works	87,575.00
1130001	2002139	Lloyd Insulations India Limited	85,000.00
1130001	1001224	Power Max	81,500.00
1130001	2000899	Padmanetra Barik	80,476.00
1130001	1000558	Geeco Enercon Private Limited.	79,000.00
1130001	1001307	Radiant Distributors	77,056.00
1130001	1002227	UDAY ENTERPRISE	70,000.00
1130001	2000546	J.N Sharma	70,000.00
1130001	2001199	Sivasakti Constructions	69,000.00
1130001	2002029	SAMARPITA ENTERPRISES	68,000.00
1130001	2001376	Vasu Chemicals LLP	64,000.00
1130001	1001426	Sakunia Stores	63,000.00
1130001	1000664	Ids Composites,	61,995.00
1130001	1000629	Hindustan Tyre House	60,955.00
1130001	1001186	Pathway Engineering Co.Pvt.Ltd.	60,950.00
1130001	2000874	Oriental Security Services	60,000.00
1130001	1001464	Shah Enterprises- Jharsuguda	59,000.00
1130001	2000464	Hari Omm Engineering & Associates	58,000.00
1130001	2000576	Jitendra Padhan	57,100.00



56



882

1130001	1001543	Simplex Castings Ltd.	55,120.00
1130001	2000668	Lloyd Insulations (India) Ltd.	53,000.00
1130001	1001504	Shree Shyam Trading Company	50,000.00
1130001	1002264	LG Irrigation	50,000.00
1130001	2000565	Jay Technical Services	50,000.00
1130001	2001681	Rajasthan Construction Co.	50,000.00
1130001	2000501	Indian Register Of Shipping	47,704.00
1130001	1001236	Pradeep Trading Co.	45,000.00
1130001	2002339	JAY BABA LOKNATH ENTERPRISES	44,410.00
1130001	2000363	Elimech, Nagpur	44,000.00
1130001	1001417	Saha Agencies	42,500.00
1130001	1001699	Techfab Systems Private Limited	41,200.00
1130001	1001677	Symboisis	40,467.00
1130001	1002079	R.S Enterprises	40,000.00
1130001	1002223	FOCUS INFRA ENGINEERING INDIA PVT L	40,000.00
1130001	2000999	R.K. Electrical, Kolkata	40,000.00
1130001	2001083	S. Aditya Impex Pvt. Ltd.	40,000.00
1130001	1001228	Power Technics India Pvt Ltd	39,684.00
1130001	1000663	Ideal Industries Incorporation	38,885.00
1130001	2000088	Ashok Bricks Industries (P) Ltd.	38,500.00
1130001	2000352	Eastern Engineering	36,000.00
1130001	1000033	Aditi Enterprise	35,000.00
1130001	2000593	K-2 Infosys	35,000.00
1130001	2001813	Sunray Electricals	35,000.00
1130001	2000157	Bharati Infratel Ltd	34,790.00
1130001	2000662	Light Palace	34,500.00
1130001	1000077	Ambica Engineering Works	34,000.00
1130001	1001935	JL Engineering Works	34,000.00
1130001	1001263	Printlink Computer & Communication	33,145.00
1130001	1000101	Apex Distributors	32,480.00
1130001	1001439	Sapan Traders	32,200.00
1130001	1000842	KHATU SHYAM STEEL INDUSTRIES	32,000.00
1130001	1002270	RAJU ENGINEERING WORKS PVT. LTD.	32,000.00
1130001	2000499	Indian Plant Feeds	31,226.00
1130001	1000136	Ashok Electrical Fabricator	30,018.00
1130001	1001258	Premier Agency	30,000.00
1130001	1001278	Punjab Cloth Store	30,000.00
1130001	2001203	Snehalata Enterprisers	30,000.00
1130001	2002233	Maruti Electricals	30,000.00
1130001	2002308	Kaizen IT services Private Limited	30,000.00
1130001	1000805	Kalinga Industrial Fasteners pvt It	29,475.00
1130001	2001129	Sarada Chemicals	29,235.00
1130001	1001875	Vishvesvara Enterprises	28,227.00
1130001	1000821	Kay Bee Sales & Services	27,650.00
1130001	2001648	Vishvas Power Engineering Services	27,100.00
1130001	2001389	WAFT-AGE	26,907.00
1130001	1000981	Manilal And Brothers	26,418.00
1130001	2001523	Laxmi Associates	25,860.00
1130001	1001958	Vision Tek Consultancy Services Pvt	25,000.00
1130001	2000083	Arudra Engineers Pvt Ltd	25,000.00
1130001	2001174	Shree Balaji Engicons Pvt Ltd.	25,000.00
1130001	1001837	Vacon Drives & Controls Pvt. Ltd.	24,000.00
1130001	1001254	Precision Instrumentation	23,340.00
1130001	1000384	Divine Enterprises	23,300.00
1130001	1000882	L.K.Pradhan	23,000.00



57




883

1130001	2000505	Indo Bell Insulations Ltd.	22,760.00
1130001	2000560	Janata Engineering Works	21,776.00
1130001	2001300	Tata Projects Ltd	21,600.00
1130001	2002043	SATIENT TECHNOLOGIES PVT LTD	21,102.13
1130001	2000868	Ori Plast Ltd	21,059.00
1130001	2002107	Jai Jangannath Engineering works	21,000.00
1130001	2001252	Sudharkar Plastic Pvt Ltd	20,877.00
1130001	1001612	Steelage Industries	20,140.00
1130001	1000193	Beekay Industrial Corporation	20,000.00
1130001	1001024	Microtech Software Pvt. Ltd.	20,000.00
1130001	1001942	Quality Engineers	20,000.00
1130001	1002239	Aaj Accumulators Pvt. Ltd.	20,000.00
1130001	2000406	Fuji Cr System	20,000.00
1130001	2000946	Pradeep Trading Co Rkl	20,000.00
1130001	2001299	Tata Consulting Engineers Ltd	20,000.00
1130001	2001434	Wadia Techno Engineering Services L	20,000.00
1130001	2002271	P and A Advertising Agency Pvt Ltd	20,000.00
1130001	1001554	Sivasakthi Power Services Pvt Ltd	19,950.00
1130001	2001263	Sundar Spares & Services (Trichy)	19,400.00
1130001	2000259	Chembond Chemicals	18,500.00
1130001	2001031	Ramakrishna Electrical Winding	18,200.00
1130001	2000097	Ashok Pradhan	18,100.00
1130001	2001149	Satyasai Engineering & Construction	18,000.00
1130001	1002008	HI-TECH PIPE & FITTINGS	17,500.00
1130001	1000522	Formula One Solutions Pvt Ltd	17,000.00
1130001	2001107	Samaleswari Construction	16,600.00
1130001	2001357	Unique Power Generation Pvt. Ltd.	16,320.00
1130001	2000535	frs Industrial Services, Mumbai	16,200.00
1130001	1000168	Avihs Consultancy & Engineering Ser	16,092.00
1130001	1001703	Techniche Consulting Services,	16,000.00
1130001	2000773	Mecgale Pneumatic Pvt Ltd.	16,000.00
1130001	1002131	Srijee Electromech pvt Ltd	15,860.00
1130001	1000755	James Walker Inmarco Industries Pvt	15,000.00
1130001	1001324	Rajesh & Company	15,000.00
1130001	1001413	Sachin Enterprises	15,000.00
1130001	1001771	Trade & Industrial Syndicate	15,000.00
1130001	1001870	Vinsan Commercial Products Pvt. Ltd	15,000.00
1130001	2000533	IRC Engineering Services India	15,000.00
1130001	2000762	Maruti Associates	14,270.00
1130001	1000902	Leading Edge Technocrat	14,000.00
1130001	2001000	R.K.Electricals,Kakinada	14,000.00
1130001	1001792	Udyogi Plastic Pvt. Ltd.	13,840.00
1130001	1002000	Abhiram Enterprise	13,200.00
1130001	1001498	Shree Laxmi Udyog	12,920.00
1130001	2001378	Verde Ventures Pvt. Ltd.	12,450.00
1130001	2000758	Manoranjana	12,320.00
1130001	1001953	United ECO Care Consultant Pvt Ltd	12,250.00
1130001	2001771	ELECTRO TECHNICAL SERVICES	12,100.00
1130001	2002104	NTPC GE Power Services Pvt. Ltd.	12,000.00
1130001	2002345	Encotec Energy India Pvt Ltd	12,000.00
1130001	2000275	Combustion Equipment & Controls	11,988.00
1130001	1000017	ABB India Limited Bangalore	11,600.00
1130001	2002217	MVS ACMEI Technologies Pvt Ltd	11,485.00
1130001	2000743	Mahavir Constructions	11,000.00
1130001	2001747	Bharat Gyan Vigyan Samiti	10,406.00



58



884

1130001	2002427	Hydraulic Engineers	10,250.00
1130001	2000530	Inzit Technologies	10,235.00
1130001	1001798	Uni Klinger Limited	10,045.00
1130001	1000023	Accent Industries Ltd.	10,000.00
1130001	1000094	Ankita Traders	10,000.00
1130001	1000112	Apyron Technologies India Pvt. Ltd	10,000.00
1130001	1000210	Bhandari Industrial Corporation	10,000.00
1130001	1000368	Deekay Associates	10,000.00
1130001	1000482	Fab Erectors	10,000.00
1130001	1000808	Kalzem Interational	10,000.00
1130001	1001015	Methodex Systems Pvt Ltd	10,000.00
1130001	1001259	Premier (india) Bearings Ltd	10,000.00
1130001	1001323	Rajat Metals	10,000.00
1130001	1001710	Techno Orion	10,000.00
1130001	1001855	Venus Safety & Health Pvt. Ltd.	10,000.00
1130001	1001951	MITs Group	10,000.00
1130001	1001952	Geoventech R.C.S Pvt Ltd	10,000.00
1130001	1001955	ACCESS TELECOM SOLUTIONS (I) PVT. L	10,000.00
1130001	1001956	MEK SERVER PVT. LTD	10,000.00
1130001	1001957	STAR COMMUNICATION	10,000.00
1130001	1002009	SUMAN-IND AGRO SALES PRIVATE LTD	10,000.00
1130001	2000077	Architects Studio BBSR	10,000.00
1130001	2000130	Balaji Oxygen Pvt. Ltd	10,000.00
1130001	2001432	Subash Chandra Dhal	10,000.00
1130001	2001433	Cadd Consulting Engineers Pvt Ltd	10,000.00
1130001	2001435	Maruti Electrical Construction	10,000.00
1130001	2001436	Mahaveer Power Generation & Constru	10,000.00
1130001	2001437	Elecon Services	10,000.00
1130001	2001438	Insat Communication	10,000.00
1130001	2001439	B. K. Communication	10,000.00
1130001	2001645	Cartridge Bank	10,000.00
1130001	2001870	Palak Traders	10,000.00
1130001	2002073	Bimcon Associates	10,000.00
1130001	1000132	Asha Stimex Limited	9,500.00
1130001	2001949	Association For Voluntary Action	9,463.00
1130001	1000699	Industrial Gas Co.	9,399.00
1130001	2000357	Efco Maschinenbau India Pvt Ltd	9,214.00
1130001	2000268	CONFEDERATION OF INDIAN INDUSTRY	9,000.00
1130001	2001514	Energo Engineering Projects Limited	9,000.00
1130001	2002026	Ex-BHEL (T) Engineering and Service	8,200.00
1130001	1002156	LATSHA TECHNOLOGIES	8,031.00
1130001	1001830	Utkal Variety Stores	8,000.00
1130001	2001246	Subir Ranjan Chandra	8,000.00
1130001	2001370	Uttam Pradhan	8,000.00
1130001	2001511	Siva Boiler Services & Engineering	7,695.00
1130001	1001500	Shree Radharaman Stone Crusher Pvt.	7,500.00
1130001	2000525	Inspectorate Griffith India Pvt.Ltd	7,500.00
1130001	1000505	Fire Stop Sales & Services	7,208.00
1130001	1002118	Asva Power System India Pvt. Ltd.	7,100.00
1130001	1000710	Infotek Services	7,000.00
1130001	1000743	Jai Balaji Oxygen Pvt Ltd	7,000.00
1130001	1001627	Sujata Computers Pvt. Ltd.	7,000.00
1130001	1002133	Filternox Systems Pvt. Ltd	7,000.00
1130001	2000540	It Clinic	7,000.00
1130001	2001057	Rimo Electrical Work	7,000.00



59




885

1130001	2002332	The Sealcoat Structural Works Pvt Lt	6,933.00
1130001	2001520	National Hydro Blasting	6,800.00
1130001	1000166	Avery India Ltd Cuttack	6,422.00
1130001	1000778	Joseph Leslie & Co.Llp	6,345.00
1130001	2001202	Smruti Ranjan Das	6,300.00
1130001	1001524	Shibashakti Elastomer	6,292.00
1130001	2000639	Krushna Charan Rath	6,200.00
1130001	1001080	Nasa Safety Solution Private	6,075.00
1130001	1000445	Engineer Services.	6,000.00
1130001	1000714	Insat Communication Systems	6,000.00
1130001	1001200	Pgl Furnitures (P) Ltd	6,000.00
1130001	1001398	S.K.Communications P Limited	6,000.00
1130001	2000100	Aspen System & Services	6,000.00
1130001	2000556	Jai Mata Di Trading	6,000.00
1130001	2002318	Cotecna Inspection India Pvt Ltd	6,000.00
1130001	2000566	Jayanta Kuanr	5,800.00
1130001	1001055	Msa India Ltd	5,791.00
1130001	1002200	Century Industrial Product Pvt Ltd	5,760.00
1130001	1002189	Regency Solutions	5,666.00
1130001	2001181	Shreenibas Nayak	5,500.00
1130001	2001359	United Phosphorous Ltd- Jharsuguda	5,400.00
1130001	1000178	Baba Computers	5,000.00
1130001	1000271	Byte Infosys	5,000.00
1130001	1000301	Champion Seals(India)Pvt.Ltd.	5,000.00
1130001	1000330	Connectix Software & Services Pvt	5,000.00
1130001	1000398	Dutson Equipments Co	5,000.00
1130001	1001077	Narendra Transport	5,000.00
1130001	1001412	Sachi Sales	5,000.00
1130001	1001568	Soneji Engineering Pvt. Ltd- Thane	5,000.00
1130001	1001823	Usha Agencies	5,000.00
1130001	1001950	Shree Vinayak Engineering	5,000.00
1130001	2000480	Hi-Tech Enterprises	5,000.00
1130001	2000542	Itw India Pvt Ltd	5,000.00
1130001	2000778	Merit Industries- Jharsuguda	5,000.00
1130001	2000879	Orissa Eletricals	5,000.00
1130001	2001018	Rail Road Construction Company Pvt	5,000.00
1130001	2001161	Shanthala Power Limited	5,000.00
1130001	2001426	First Flight Couriers Ltd	5,000.00
1130001	2001440	Utkal Furniture & Allied Industry	5,000.00
1130001	2002053	Anjan Kumar Sahu	5,000.00
1130001	1000175	B.K.Communication	4,830.00
1130001	2000862	Omega Electrical Works	4,815.00
1130001	2001118	Sanjay Ku. Senapati	4,800.00
1130001	2001321	Therapeutics Chemical Research	4,650.00
1130001	2000348	E R D A ,Varodara	4,647.00
1130001	2000371	Enzen Global Solutions Private	4,500.00
1130001	1000973	Malati Enterprises	4,200.00
1130001	2001585	Pratap Kumar Panda	4,200.00
1130001	2001668	Suryasys Management Consult. Pvt. L	4,200.00
1130001	2000936	Power Tech Consultants	4,100.00
1130001	2000056	Anagha Turbo Services Pvt Ltd	4,000.00
1130001	2000520	Indwell Constuction (P) Ltd.	4,000.00
1130001	2001339	Trisita Enterprises	3,938.00
1130001	1002235	Supertech Equipments	3,920.00
1130001	2002205	Electrical Research & Devp Associat	3,730.00



60



886

1130001	1000000	Allied Trade Links Private Limited	3,500.00
1130001	2002032	Centre For Ground Water Recharge	3,300.00
1130001	2002060	S S Environics India Pvt Ltd	3,225.00
1130001	1001954	AATIQ POWER SOLUTIONS INDIA PVT. LT	3,124.00
1130001	2001343	Truly Pest Solution Pvt. Ltd.	3,072.00
1130001	1000082	Amco International	3,040.00
1130001	1000689	INDUSTECH ENGINEERING SERVICES PVT	3,000.00
1130001	1001182	*****	3,000.00
1130001	2000459	H.T.Textiles	3,000.00
1130001	2001950	Mitra S K Pvt Limited	3,000.00
1130001	1000380	Diffusion Engineers Ltd.	2,953.00
1130001	2001050	Redington (India) Ltd,Bhubaneswar	2,865.00
1130001	1001653	Sure Safety (India) Pvt. Ltd.	2,790.00
1130001	2000114	B.B. Industries	2,650.00
1130001	1001595	Sri Sai Fire Services	2,645.00
1130001	2001890	PRELUDE NOVEL VENTURES PVT. LTD.	2,640.00
1130001	2000831	Nayak Fabrication & Supplier	2,500.00
1130001	2000977	Predict Technologies India Pvt.Ltd.	2,500.00
1130001	2002157	Canyon Consultancy Pvt Ltd	2,500.00
1130001	2001334	Trayi Consulting Pvt. Ltd	2,389.00
1130001	1001038	Mobile Communication(India) Pvt.Ltd	2,275.00
1130001	2002025	Vandi Industrial Engineers	2,200.00
1130001	1000836	Key Business Solution	2,055.00
1130001	1001075	Narasimha Engineering Works	2,012.00
1130001	1001204	Phoenix Yule Limited	2,000.00
1130001	2000252	Chakadola Sales	2,000.00
1130001	2000360	Electrical Research & Devp Associat	2,000.00
1130001	2001307	Techno Associates Pvt Ltd.	2,000.00
1130001	2001783	D.S.Consultants And Engineering Pvt	2,000.00
1130001	2002124	S. M. Consultants	2,000.00
1130001	2002300	P.S.Foundation	2,000.00
1130001	2002302	NOTION	2,000.00
1130001	2002303	MAKS CONSULTANT	2,000.00
1130001	2000138	Basanti Engineering	1,800.00
1130001	1002320	Rakshak Technologies	1,749.00
1130001	1001123	North Street Cooling Towers (P) Ltd	1,500.00
1130001	2001381	Vibrant Ndt Services	1,500.00
1130001	2001866	KISHOR KUMAR BHOI	1,500.00
1130001	1002075	MSR Paper Creation Pvt Ltd	1,499.00
1130001	1000083	Ami Polymer Pvt. Ltd.	1,450.00
1130001	1000681	Indian Rubber Products	1,410.00
1130001	2000534	IRCLASS SYSTEMS AND SOLUTIONS P LTD	1,400.00
1130001	2002083	System Protection	1,348.00
1130001	1000074	Amaravati Enterprises	1,310.00
1130001	2001214	Sphere Com Services Pvt. Ltd.	1,273.00
1130001	2002320	Powertest Asia Pvt Ltd	1,190.00
1130001	2000910	PATITAPABAN ELECTRICAL WORKS	1,175.00
1130001	2001352	Unicare Emergency Equipment Private	1,141.00
1130001	2002414	Isosceles Sales & Service Pvt Ltd	1,098.00
1130001	2001175	Shree Radhe Krishna Electrical	1,008.00
1130001	2001007	Rabindra Barik	1,000.00
1130001	2001530	Avon Traders	1,000.00
1130001	2001534	Alfa Testing Laboratory	1,000.00
1130001	2001820	Shilpa Hospitality Services	1,000.00
1130001	1000621	Hindustan Auto Distributor	970.00



31




887

1130001	1000237	Bijay Electricals	950.00
1130001	2001213	Spectrum Technologies	900.00
1130001	2002250	Perennial Technologies Pvt Ltd	900.00
1130001	2000436	Globel Hose & Fittings- Jharsuguda	856.00
1130001	1000412	Eastern Gas Equipments Pvt.Ltd	800.00
1130001	2001942	Third Wave Services Pvt Ltd	794.00
1130001	2001824	Inspectorate Griffith India Pvt Ltd	792.00
1130001	2000109	Avish Consultancy & Engineering	720.00
1130001	2002372	Purnima Enterprises	706.00
1130001	2001221	Sri Sai Civil Works	600.00
1130001	1002221	Dipika Traders	500.00
1130001	2000403	Foamtech Antifire Company	500.00
1130001	2001055	Renaissance	500.00
1130001	2001117	Sanjay Industries	500.00
1130001	2001886	Girish Chandra Ghosh & G.G.S	500.00
1130001	2002323	Inspectra Insurance Surveyors & Los	475.00
1130001	2001865	Young Engg & Calibration Services Pv	353.00
1130001	1000066	ALLIED TECHNOCRATS	155.00
1130001	2001930	Calcom Techno Measure	88.00
1130001	2000997	R.Bijay Kumar & Sons	0.50
1131001	1000215	BHEL Ranipet	2,31,62,370.00
1131001	2001316	The Indure Private Ltd- New Delhi	41,24,952.00
1131001	2000172	Bhel.Secunderabad	36,00,673.00
1131001	1001703	Techniche Consulting Services,	21,66,764.00
1131001	2000975	Precision Engineering	15,81,832.00
1131001	2000162	Bhel	14,80,204.00
1131001	2001039	Ranchi Security (P) Ltd.	12,44,883.00
1131001	2000173	Bhel-Bhopal	11,41,476.00
1131001	1001992	BHEL,CHENNAI	9,82,747.00
1131001	2002172	Glyptic	8,01,206.00
1131001	1000069	Alstom Projects India Limited	6,89,540.00
1131001	1000017	ABB India Limited Bangalore	5,35,783.06
1131001	2000149	Prasanna Pradhan	5,29,447.00
1131001	2001820	Shilpa Hospitality Services	4,09,592.00
1131001	1000412	Eastern Gas Equipments Pvt.Ltd	3,20,000.00
1131001	2000151	Bhel Kolkata	3,20,000.00
1131001	2000941	Prabhat Engineering Works,	3,01,074.00
1131001	2001296	Taranisen Behera	2,90,034.00
1131001	1001602	Statcon Power Controls Ltd.	2,73,614.00
1131001	1000482	Fab Erectors	2,73,343.00
1131001	2000639	Krushna Charan Rath	2,66,757.00
1131001	1000448	Environment S.A India Pvt. Ltd.	2,42,528.00
1131001	2000874	Oriental Security Services	2,41,531.00
1131001	1002107	Powercon Equipments	2,40,431.00
1131001	2000377	Everest Computers, Nayapali, Bbsr	2,40,000.00
1131001	2000017	Abb Instrumentation	2,35,637.00
1131001	2002043	SATIENT TECHNOLOGIES PVT LTD	2,02,134.00
1131001	1001167	Paharpur Cooling Towers Limited	2,00,185.00
1131001	2002014	Accenture Solutions Pvt Ltd	2,00,000.00
1131001	1001923	Zimmerman Company (Pvt) Limited	1,97,012.00
1131001	1001564	Solus Software & Systems Pvt. Ltd.	1,91,614.00
1131001	1000081	Amco Industries	1,88,547.00
1131001	2000384	Executive Security Service Pvt.Ltd.	1,86,100.00
1131001	2001179	Shree Viswakarma Construction	1,64,958.00
1131001	1000216	BHEL Bhopal	1,64,703.00



89



888

1131001	2000667	Lk Pradhan	1,64,550.00
1131001	2000318	Dhirendra Kumar Dixit	1,59,136.00
1131001	2001648	Vishvas Power Engineering Services	1,55,797.00
1131001	2000209	Bisi Engineering	1,52,982.00
1131001	1000680	Indian Oil Corporation Ltd, BBSR	1,48,763.50
1131001	2001187	Shyam Steel Udyog	1,47,643.00
1131001	1002181	S.J Enterprises	1,46,726.00
1131001	2000582	Jonson Rubber Industries Ltd	1,43,569.00
1131001	2000983	Project Wing (Hiw)	1,43,274.00
1131001	2000885	Otis Elevator Co India Ltd	1,36,751.00
1131001	1000540	G.S.Enterprises	1,36,019.00
1131001	1002111	Gangotri Turbo Tech Engg Servi Pvt	1,34,601.00
1131001	2001375	Vasavi Power Services Pvt. Ltd.	1,29,776.00
1131001	2000620	KHFM Hospitality&Facility Managemen	1,29,541.00
1131001	2000122	B.M.Engg. Works	1,24,986.00
1131001	2000079	Argus Interior Enterprises	1,24,572.00
1131001	2000197	Bikram Senapati	1,12,979.00
1131001	2000844	Nrc Industries	1,12,043.00
1131001	2000948	Prafulla Kumar Senapati	1,09,278.00
1131001	1001543	Simplex Castings Ltd.	1,08,370.00
1131001	1002202	MET FAB India	1,08,087.00
1131001	2000296	DAV High School, (ODIA)Banaharpalli	1,07,098.00
1131001	2000414	G.R.Patel & Associates	1,06,932.00
1131001	2000174	Bharat Heavy Electricals Limited	1,03,362.00
1131001	2001400	M/S Dayaban Security Services(P) Lt	1,01,461.00
1131001	2000832	Nbc Asia Pvt Ltd	98,414.00
1131001	2000231	Brothers Engineering & Erectors	98,000.00
1131001	2000915	Perfect Chloro System- Chennai	97,347.00
1131001	1001259	Premier (india) Bearings Ltd	96,946.00
1131001	2000462	Hari Electrical Works	94,801.55
1131001	2001109	Samaleswari Traders	87,618.00
1131001	2000481	Hi-Tech System And Automation	82,956.00
1131001	2001444	Security Detective Services	80,943.00
1131001	2001357	Unique Power Generation Pvt. Ltd.	70,528.00
1131001	2000088	Ashok Bricks Industries (P) Ltd.	69,640.00
1131001	2000251	Cenu Engineering Works	65,369.00
1131001	2000508	Indure Ltd.	63,415.00
1131001	2001376	Vasu Chemicals LLP	63,228.00
1131001	2000216	Bombay Intelligency Security India	62,454.50
1131001	2001361	Usha Hydro Dynamics Limited	60,140.00
1131001	2000357	Efco Maschinenbau India Pvt Ltd	60,033.00
1131001	1000763	Jaypee Industries & Services,	59,250.00
1131001	2000599	Kalinga Insulation, Jagatsinghpur	57,000.00
1131001	2001965	V & R Tata Engineering Company	56,640.00
1131001	2000030	Agrawal Round Rolling Ltd	56,547.00
1131001	2001366	Utkal Furniture & Allied Industry	55,895.00
1131001	2000055	Anadi Charan Nath	55,025.00
1131001	1001024	Microtech Software Pvt. Ltd.	53,633.00
1131001	1001323	Rajat Metals	53,160.00
1131001	2000559	Jalnidhi Bitumen Specialities Pvt	50,000.00
1131001	2001386	Voltech Instrumentation And	50,000.00
1131001	2000810	N S.Engineering Co Pvt Ltd	49,754.00
1131001	2000177	Bhel-Trichy	48,419.00
1131001	2000366	Empowertrans	48,256.00
1131001	2000342	Gourav Engineering Works	47,220.00



63



889

1131001	1001075	Narasimha Engineering Works	46,824.00
1131001	2000159	Bhavani Erectors Pvt Ltd Kollam	44,359.00
1131001	1001498	Shree Laxmi Udyog	44,003.00
1131001	2000999	R.K. Electrical, Kolkata	43,776.00
1131001	2000806	Muralidhar Parida	41,027.00
1131001	2001323	Thyssenkrupp Elevator- Kolkata	39,182.00
1131001	2000223	Brahm Equipment Ltd	38,979.00
1131001	1001298	R.K. Enterprises- Kolkata	38,055.00
1131001	1001754	Thyssenkrupp Elevator India Pvt Ltd	37,640.00
1131001	2000193	Bijay Kumar Seth	37,546.00
1131001	1001937	Kay Iron Works (Yamuna Nagar) Pvt.	36,495.00
1131001	2000794	Modi Projects Ltd	35,891.00
1131001	2001784	TPS Infrastructure Limited	35,711.00
1131001	1001554	Sivasakthi Power Services Pvt Ltd	35,668.00
1131001	2000854	Oasis Agro Pvt Ltd	34,526.00
1131001	2001383	Victor Computer Ltd	34,152.00
1131001	1000089	Analogic Weighing & Automation	32,801.00
1131001	2000849	NTPC Alstom Power Services Pvt. Ltd.	32,664.00
1131001	2000632	Kraftwerk Engineering	32,000.00
1131001	2000155	Bharat Sanchar Nigam Limited	31,419.00
1131001	1001699	Techfab Systems Private Limited	30,000.00
1131001	2000034	Airsys, Bhubaneswar	30,000.00
1131001	2000317	Dharmendra Kumar Bhoi	29,749.00
1131001	2000417	Gajananda Laxminarayann	29,587.00
1131001	2001315	The India Thermit Corporation Ltd	29,259.00
1131001	2001229	Srusti Associates	28,515.00
1131001	2001107	Samaleswari Construction	28,020.00
1131001	2001188	Sibananda Sahu	27,866.00
1131001	1001027	KSB MIL Controls Ltd	27,607.00
1131001	2000945	Pradeep Mining & Construction Pvt	26,338.00
1131001	2001226	Srikanta Kumar Pradhan	25,581.00
1131001	1001055	Msa India Ltd	25,173.00
1131001	1000663	Ideal Industries Incorporation	25,000.00
1131001	2000762	Maruti Associates	23,502.00
1131001	1001635	Sunderdas D. Hunsraj- Sambalpur	21,716.00
1131001	2000468	Havell'S India Limited- BBSR	21,443.00
1131001	2001443	M.S Interior	21,397.15
1131001	2000841	Niranjan Kharsel	20,982.00
1131001	2000614	Keld Ellentoes India Pvt Ltd	20,836.00
1131001	2000192	Bijay Kumar Bal	20,000.00
1131001	2000612	Ke Bergmann Flexibles India Pvt Ltd	20,000.00
1131001	2000044	Allay Software Solutions	19,135.00
1131001	2001118	Sanjay Ku. Senapati	18,836.00
1131001	2000906	Paresh Kumar Pradhan	18,515.00
1131001	2001389	WAFT-AGE	17,898.00
1131001	1001805	Union Batteries Private Limited	17,823.00
1131001	1000522	Formula One Solutions Pvt Ltd	17,753.00
1131001	2000827	National Fly Ash Bricks	17,589.00
1131001	2000434	Giridhari Dash	17,498.00
1131001	1000554	Gea Bgr Energy System India Limited	17,473.00
1131001	2001442	M B Mathure	17,304.00
1131001	2000638	Krushna Chandra Majhi	17,140.00
1131001	1000770	Jharsuguda Pipes N Tiles	16,759.00
1131001	2000653	L V Heat Exchangers	16,600.00
1131001	2000504	Indo Asian Fuse Gear Ltd.	16,454.00




64



890

1131001	2000899	Padmanetra Barik	16,363.00
1131001	2000404	Freezco Ltd	16,361.00
1131001	2001298	Tarunakanta Bohidar, Hemgir	16,244.00
1131001	2000818	Narendra Kumar Panda	15,417.00
1131001	2001095	Sadas & Erectors	15,166.00
1131001	2001041	Ranjan Kumar Bhoi	15,068.00
1131001	2000206	Birendra Bhoi	14,758.00
1131001	2000532	Ion Exchange(India)Ltd- Kolkata	14,575.00
1131001	1001216	Polltech Instruments Mumbai	14,315.00
1131001	1002101	Starflex Bellows	14,175.00
1131001	1000166	Avery India Ltd Cuttack	14,019.00
1131001	2000265	Chittaranjan Pani	13,909.00
1131001	1000594	Hanuman Timber Mart	13,670.00
1131001	2000489	Ib Construction	13,203.00
1131001	1001619	Subham Traders	13,126.00
1131001	2000240	CARRIER AIRCONDITIONING & REFRIGERA	13,000.00
1131001	1000052	Ajay Gas Agency	12,967.00
1131001	2000575	Jitendra Kumar Naik	12,755.00
1131001	2000226	Brajamohan Samal	12,485.00
1131001	2000196	Bikram Sahu	12,463.00
1131001	1000305	Chembond Drewtreat Limited,	12,068.00
1131001	2001815	SRINIBAS PRADHAN	12,051.00
1131001	1000771	Jharsuguda Wood Products	12,029.00
1131001	2000463	Hari Environmental Systems	12,000.00
1131001	2001065	Rollwell Industrial Works	12,000.00
1131001	2001149	Satyasai Engineering & Construction	12,000.00
1131001	2000549	Jagadish Naik	11,917.00
1131001	2000538	Iss Hicare Pvt Ltd	11,596.00
1131001	2001129	Sarada Chemicals	11,290.00
1131001	2001401	M/S Nayak Fabricator & Supplier, Cu	11,200.00
1131001	2000476	Himansu Routray	10,967.00
1131001	2000002	Alok Kumar Tripathy	10,614.00
1131001	2000473	Hemanta Kumar Panda	10,228.00
1131001	1001545	Singh Engineering Works	10,063.00
1131001	1000416	Ecotech Instruments	10,000.00
1131001	1000523	Fort William Flexibles	10,000.00
1131001	1001532	Siemens Limited- Mumbai	10,000.00
1131001	2000132	Balaji Safety Valves Services	10,000.00
1131001	2000150	Ramco Systems Limited	10,000.00
1131001	2001071	Rudra Prashad Sahoo	10,000.00
1131001	2001356	Unique Erectors	10,000.00
1131001	1000542	Galaxy Controls Private Ltd.	9,805.00
1131001	2000260	Chemflo Indu. (India) Pvt.Ltd.	9,805.00
1131001	2001096	Sagar Panda	9,684.00
1131001	2000099	Aslana Construction	9,331.00
1131001	2001343	Truly Pest Solution Pvt. Ltd.	9,273.00
1131001	2000759	Manoranjana Dash	9,239.00
1131001	2001048	Raysons & Co	8,856.00
1131001	2000509	Industrial & Control Drive	8,512.00
1131001	1000398	Dutson Equipments Co	8,480.00
1131001	2000879	Orissa Eletricals	8,451.00
1131001	2000168	Bhel, Goindwal, Punjab	8,217.00
1131001	2000049	Amar Raja Power System	8,152.00
1131001	1001514	Shri Balaji Industrial Products Ltd	8,023.00
1131001	2000412	G.E.Lighting Ltd	7,951.00

65




891

1131001	2001035	Ramjee Industrial Works	7,842.00
1131001	2000385	F Harley Co Pvt Ltd	7,800.00
1131001	2000908	Patel & Co	7,600.00
1131001	1001235	Prabhu Rockshape Machinery Pvt. Ltd	7,500.00
1131001	2000561	Janek Sunani	7,186.00
1131001	2001002	R.K.Engineering Works	7,141.00
1131001	2001554	Industrial Oil Filtration	6,710.00
1131001	2001209	Spares Corporation Of India	6,610.00
1131001	1001707	Techno Commercial Enterprise	6,313.00
1131001	2000495	Inder Engg Works	6,300.00
1131001	2001181	Shreenibas Nayak	6,205.00
1131001	2001173	Shree Advertising Prop: Suresh More	6,200.00
1131001	2000505	Indo Bell Insulations Ltd.	6,197.00
1131001	1001844	Vardhaman Udyog	6,179.00
1131001	2000048	Amana Management Consulting Pvt Ltd	6,120.00
1131001	1000188	Bard Roy Infotech (P) Ltd	6,111.00
1131001	2000006	A G Industries	6,107.00
1131001	2000242	Castel Wood India Kolkata	6,065.00
1131001	1001186	Pathway Engineering Co.Pvt.Ltd.	6,000.00
1131001	2001710	Dilip Kumar Roy	6,000.00
1131001	2000454	Gunamani Bhatta	5,940.00
1131001	1001008	Melkev Machinery Impex	5,732.00
1131001	2000870	Oricom System	5,559.00
1131001	2000097	Ashok Pradhan	5,261.00
1131001	1000984	MANJIL ENETERPRISES	5,165.00
1131001	1001365	Ritesh Agencies	5,108.00
1131001	1000190	Basant Pran & Company	5,000.00
1131001	2000199	Biman Kumar Mukharjee	5,000.00
1131001	2000214	Blue Spot Emporium(Pro-P Nagaswar)	5,000.00
1131001	2000520	Indwell Constuction (P) Ltd.	5,000.00
1131001	2000946	Pradeep Trading Co Rkl	5,000.00
1131001	2001055	Renaissance	5,000.00
1131001	2001163	Shib Sankar Underwater Services	5,000.00
1131001	2000613	Kedia Brothers	4,975.00
1131001	2000789	Mishra And Company	4,884.00
1131001	2000478	Hindustan Enterprises	4,750.00
1131001	1000027	ACDC Power Systems	4,672.00
1131001	1001228	Power Technics India Pvt Ltd	4,531.00
1131001	2000891	P S Sukumar Pilai	4,511.00
1131001	1000664	lds Composites,	4,495.00
1131001	2000562	Janmajaya Padhan	4,477.00
1131001	2001445	Wizer Tech Informatics Pvt Ltd	4,393.00
1131001	2000576	Jitendra Padhan	4,329.00
1131001	2001292	Taj Motor Garrage	4,280.00
1131001	2000012	A.N.Painting Works	4,168.00
1131001	2000555	Jai Maa Durga Construction	4,063.00
1131001	1001445	Sayoni	4,010.00
1131001	2000271	Cmc Ltd	4,000.00
1131001	2000350	Eagle Poonawala Industries	3,997.00
1131001	1000302	Chatterjee Construction Co.	3,963.00
1131001	1000904	Levcon Controls (Pvt) Limited	3,800.00
1131001	2000586	K Sons	3,799.00
1131001	1000094	Ankita Traders	3,777.00
1131001	2000597	Kalinga Engineers	3,777.00
1131001	1000526	Forward Traders	3,621.00



AC



892

1131001	2000843	Nirmal Kumar Jena	3,552.00
1131001	2000264	Chitrasen Kuanr	3,500.00
1131001	2000244	Cciag, Switzerland	3,496.00
1131001	2000332	Dolagobinda Bhoi	3,463.00
1131001	2001115	Sandeep Traders	3,410.00
1131001	1001770	Tractel Tirfor India Ltd	3,400.00
1131001	2001281	Susanji Udyog Pvt Ltd	3,377.00
1131001	1000083	Ami Polymer Pvt. Ltd.	3,342.00
1131001	2000607	Karunakar Sahu	3,318.00
1131001	2001063	Rkew & J Pradhan	3,257.00
1131001	2000287	D Wren Industries	3,180.00
1131001	1001662	Sutar Pharma Chemicals (P) Ltd.	3,171.00
1131001	2000295	Das & Associates	3,125.00
1131001	1001737	The Indmac India Pvt Ltd	3,070.00
1131001	2000359	Elca Carbone Lorraine Pvt Ltd	3,027.00
1131001	2000811	N.C Bal	2,983.00
1131001	2001186	Shyam Engineering Works.	2,920.00
1131001	2000938	Power Well	2,870.00
1131001	1001939	Maxflow Pumps India Pvt. Limited	2,710.00
1131001	2000500	Indian Rayon & Industries	2,698.00
1131001	1000759	Jay Steel Corporations.	2,600.00
1131001	1000805	Kalinga Industrial Fasteners pvt lt	2,592.00
1131001	2001081	S R Chandra	2,547.00
1131001	2000930	Power Built Ltd	2,533.00
1131001	2001304	Team Work Hydraulics	2,510.00
1131001	2000106	Auma India Ltd	2,500.00
1131001	2000922	Pintu Engineering Works	2,475.00
1131001	2000627	Kmt Traks India	2,460.00
1131001	1001364	Rishi Gases (P) Ltd.	2,436.00
1131001	1001934	Indian Rubber Industries	2,423.00
1131001	2001161	Shanthala Power Limited	2,412.00
1131001	2001057	Rimo Electrical Work	2,294.00
1131001	1000357	D.K.Enterprise	2,250.00
1131001	2000477	Hindustan Composites	2,239.00
1131001	1000841	Khandelwal Tubes & Ispat	2,136.00
1131001	2001335	Treadstone Rubber Pvt.Ltd.	2,094.00
1131001	2000311	Demech Chemicals Product Pvt Ltd	2,000.00
1131001	2001190	Sidharth Const & Trading- JSG	2,000.00
1131001	2000864	Oms Power Training & Research	1,992.00
1131001	1000010	A.K.Jain & Brothers	1,980.23
1131001	2001265	Sunil & Co	1,970.10
1131001	2000903	Panther Security Service	1,944.00
1131001	2000642	Ksb Pumps Ltd	1,881.00
1131001	2001280	Suryo Chem	1,880.00
1131001	2000888	P K Enterprises	1,870.00
1131001	2000069	Anti Corrosive Equipments	1,860.00
1131001	2001391	Wearless Technologies Pvt Ltd	1,738.00
1131001	2000668	Lloyd Insulations (India) Ltd.	1,708.00
1131001	1001553	Sirveen Control Systems	1,635.00
1131001	2000066	Annapurna Electricals & Co.	1,553.00
1131001	2000144	Bhagabat Sa	1,533.00
1131001	2000537	Ispat Alloys Ltd	1,392.00
1131001	2000609	Kavayoti Electricals	1,371.00
1131001	1000884	Lab Chemicals Private.Limited,	1,359.64
1131001	2000616	Kerala State Electronic Development	1,350.00



893

1131001	1000161	Avadh Rubber Ltd.	1,339.00
1131001	1000145	Asiatic Gases Limited	1,298.00
1131001	1001843	Vardhaman Traders	1,296.00
1131001	2000921	Pharma Chem De Drugs	1,291.00
1131001	1001310	Rahul Agency	1,284.00
1131001	1000449	Envirotech Instruments Pvt. Ltd.	1,279.00
1131001	2000040	Aks Engineering Co	1,275.00
1131001	2000039	Akhil Press	1,268.00
1131001	2001195	Simplicity Projects Pvt Ltd	1,266.00
1131001	2001049	Rb Agency	1,262.00
1131001	1000818	Kasi Sales & Services Pvt. Ltd.	1,258.00
1131001	1000628	Hindustan Traders	1,221.00
1131001	2000976	Precodose Pumps System	1,200.00
1131001	2000966	Prasanta Kumar Tripathy	1,192.00
1131001	2000873	Orient Printers	1,148.00
1131001	2000566	Jayanta Kuanr	1,102.00
1131001	1001916	Yogya Enterprises	1,100.00
1131001	2000286	D S Diesel	1,099.00
1131001	2000321	Dillip Kumar Thakur	1,097.00
1131001	1001786	TUBES & PIPES (INDIA) PVT LTD	1,086.00
1131001	2000072	Apolo Industries	1,080.00
1131001	1001792	Udyogi Plastic Pvt. Ltd.	1,067.00
1131001	2001038	Ranbaxy Laboratories	1,050.00
1131001	2001287	Suyog Electronics	1,050.00
1131001	2000400	Flora Fountains & Amusements	1,000.00
1131001	2001199	Sivasakti Constructions	1,000.00
1131001	1000369	Deep Enterprises Angul	996.00
1131001	2001269	Sunny Intertional	989.00
1131001	1001795	Uma Electrical & Machinery Stores	909.00
1131001	2000793	Modern Buisness Concern	893.00
1131001	2000580	Jogendra Chandra Padhi	890.00
1131001	2000354	Eastern Trading Agency	888.00
1131001	1001944	Voith Turbo Pvt Ltd- Hyderabad	864.00
1131001	1000242	Bina Commercial Corporation.	787.00
1131001	2001046	Rathi Transpower Pvt Ltd	787.00
1131001	2000928	Poonam Hardware	770.00
1131001	1000827	Kedia & Sons	744.00
1131001	2001211	Speco Engineering	727.00
1131001	1001690	Tal Sales Private Limited	701.10
1131001	2001132	Saravana Switchgear	680.00
1131001	2000361	Electromech Spares	659.00
1131001	1001784	Triveni Metal & Engg. Co.	642.30
1131001	2001275	Suresh Bali	620.00
1131001	1000411	Eastern Commercial Corpn.,	586.00
1131001	2000303	Debasish Patijoshi	570.00
1131001	1000859	Kind Rubber Moulding & Fabricating	569.00
1131001	2001141	Sarvesh Refactory Pvt Ltd	562.00
1131001	2000285	D R Mineral	531.00
1131001	1000734	J. D Jones & Co (P) Ltd	512.00
1131001	2000464	Hari Omm Engineering & Associates	500.00
1131001	1000499	Filtronic	468.00
1131001	2000282	Crompton Greaves	449.00
1131001	2000617	Kesaba Sahu	449.00
1131001	2000802	Multi Disciplinary Centre On She	449.00
1131001	1000171	Avm Sales Corporation	408.00



68




894

1131001	1001539	Signtech	
1131001	2000743	Mahavir Constructions	400.00
1131001	1000153	Associated Sales Croproation,	398.00
1131001	1000903	Leak Proof Engineering (I) Pvt Ltd	347.20
1131001	2000319	Dhl Lemuir Logistics Pvt.Ltd.	330.00
1131001	2001310	Techno Traders	326.00
1131001	1001209	Pivotal Engineering	260.00
1131001	2001390	Water & Power Consultancy Service	258.00
1131001	1000703	Industrial Packing & Gasket	250.00
1131001	1000440	Emerson Network Power Ltd.	225.00
1131001	2000621	Kirloskar Batteries Ltd	200.00
1131001	1001370	Romi Industrial Corp.	194.00
1131001	2000334	Dolamanl Padhan	179.00
1131002	2001820	Shilpa Hospitality Services	136.00
1131002	1000482	Fab Erectors	35,38,648.00
1131002	2001039	Ranchi Security (P) Ltd.	15,11,045.00
1131002	2000149	Prasanna Pradhan	11,15,521.00
1131002	2000576	Jitendra Padhan	7,80,836.00
1131002	2000620	KHFM Hospitality&Facility Managemen	3,19,327.00
1131002	2000055	Anadi Charan Nath	3,09,300.00
1131002	2001296	Taranisen Behera	2,58,932.00
1131002	2001864	UTKAL PROJECTS PRIVATE LIMITED	2,42,781.00
1131002	2001107	Samaleswari Construction	2,20,387.00
1131002	2000730	M/S U.Tech Service	2,10,000.00
1131002	2002088	BM Engineering	2,06,812.00
1131002	2002451	Shyama Trading Co	2,05,320.00
1131002	2001523	Laxmi Associates	1,79,568.00
1131002	1002200	Century Industrial Product Pvt Ltd	1,65,468.00
1131002	2002336	PEREGRINE GUARDING PVT LTD	1,56,816.00
1131002	2000743	Mahavir Constructions	1,43,955.00
1131002	2000854	Oasis Agro Pvt Ltd	1,27,808.00
1131002	2002195	H S Builders	1,13,658.00
1131002	2002172	Glyptic	1,11,404.00
1131002	2000318	Dhirendra Kumar Dixit	1,09,528.00
1131002	2001174	Shree Balaji Engicons Pvt Ltd.	1,07,228.00
1131002	2001911	Vasavi MRO Pvt Ltd	88,294.00
1131002	2001357	Unique Power Generation Pvt. Ltd.	80,500.00
1131002	2000818	Narendra Kumar Panda	66,201.00
1131002	2001041	Ranjan Kumar Bhoi	65,731.00
1131002	2002036	Biswas Engineering & Const Services	65,552.00
1131002	2001084	S. N. Singh, Mech. Engineers &	55,000.00
1131002	2002029	SAMARPITA ENTERPRISES	49,936.00
1131002	2002056	Vadim Infrastructure Private Limite	45,000.00
1131002	2002243	Vadim Infrastructure Private Limite	43,070.00
1131002	2001815	SRINIBAS PRADHAN	42,500.00
1131002	2000941	Prabhat Engineering Works,	42,000.00
1131002	2002139	Lloyd Insulations India Limited	40,820.00
1131002	2000481	Hi-Tech System And Automation	39,634.00
1131002	2000599	Kalinga Insulation, Jagatsinghpur	38,351.00
1131002	2000662	Light Palace	35,043.00
1131002	2002233	Maruti Electricals	33,290.00
1131002	2000088	Ashok Bricks Industries (P) Ltd.	32,733.00
1131002	2002107	Jai Jangannath Engineering works	31,386.00
1131002	2001518	CMS IT Services Pvt. Ltd.	29,076.00
1131002	2000841	Niranjan Kharsel	26,000.00
			25,252.00



69



895

1131002	1001186	Pathway Engineering Co.Pvt.Ltd.	23,000.00
1131002	2001520	National Hydro Blasting	20,102.00
1131002	2000192	Bijay Kumar Bal	18,718.00
1131002	2000762	Maruti Associates	18,274.00
1131002	2000999	R.K. Electrical, Kolkata	14,522.00
1131002	2000342	Gourav Engineering Works	10,700.00
1131002	2000590	K.J. Rao Associates	9,000.00
1131002	2002267	PRISM Industrial Corporation	9,000.00
1131002	2000251	Cenu Engineering Works	8,200.00
1131002	2002354	Ganga Logistics	8,104.00
1131002	2001978	Nirvan Indocare Pvt Ltd	8,006.00
1131002	2001389	WAFT-AGE	8,000.00
1131002	2001395	Yukon Enterprises Pvt.Ltd.	7,500.00
1131002	2000464	Harl Omm Engineering & Associates	7,246.00
1131002	2001784	TPS Infrastructure Limited	5,000.00
1131002	2001179	Shree Viswakarma Construction	4,000.00
1131002	1000882	L.K.Pradhan	2,000.00
1131002	2001381	Vibrant Ndt Services	2,000.00
1131002	2001758	UNITED RAIL ROAD CONSULTANTS PVT LT	2,000.00
1131002	2001877	Bharat Pest Management	1,390.00
1131002	1000954	Maco Corporation (India) Pvt. Ltd.	1,000.00
1131002	2000172	Bhel.Secunderabad	1,000.00
1131002	2001343	Truly Pest Solution Pvt. Ltd.	500.00
1131003	2001815	SRINIBAS PRADHAN	8,57,750.00
1131003	2000088	Ashok Bricks Industries (P) Ltd.	5,25,856.00
1131003	2000759	Manoranjan Dash	86,816.00
1131003	2001219	Sri Krishna Enterprises	80,673.80
1131003	2001179	Shree Viswakarma Construction	66,584.00
1131003	2000651	Larsen & Toubro Ltd	61,917.00
1131003	2000197	Bikram Senapati	51,774.00
1131003	2000110	B B Senapati	43,230.00
1131003	2001225	Srikanta Kumar Panigrahi	41,310.00
1131003	2000456	H N Tripathy	40,273.00
1131003	2001196	Sinha Construction	37,785.50
1131003	2000457	H.K.Panda	37,159.00
1131003	2000253	Chakanand Senapati	28,801.00
1131003	2000144	Bhagabat Sa	25,132.00
1131003	2001144	Sasilbindu Mohanty	22,421.00
1131003	2000149	Prasanna Pradhan	21,182.00
1131003	2000419	Gammon India Ltd	21,082.00
1131003	2001007	Rabindra Barik	19,291.00
1131003	2000765	Master Construction	18,166.00
1131003	2000809	N K Duby	17,967.70
1131003	2000596	Kalinga Engineering Co-Operative	17,466.00
1131003	2000487	Hrusikesh Sha	15,184.00
1131003	2000754	Manoj Kumar Gupta	14,749.00
1131003	2000806	Muralidhar Parida	14,593.00
1131003	2001290	T K Biswal	14,510.00
1131003	2000889	P K Ray	13,068.00
1131003	2001545	Akshya Kumar Nayak	12,549.00
1131003	2000434	Giridhari Dash	11,433.00
1131003	2000887	P K Bedi	11,207.00
1131003	2000957	Pramod Kumar Senapati	11,000.00
1131003	2000203	Bipin Bihari Bhoi	10,183.00
1131003	2000386	F K Panda	9,952.00



70



896


1131003	2000315	Devi Prasad Mishra	9,095.00
1131003	2000303	Debasish Patijoshi	7,262.00
1131003	2000890	P K Senapati	7,156.00
1131003	2000543	J B Construction	7,149.00
1131003	2000740	Maha Builders	7,014.00
1131003	2001077	S K Sitani	6,457.00
1131003	2000118	B.K.Nayak, Consultant Mgr	6,423.00
1131003	2000988	R K Agrawal	6,393.00
1131003	2000912	Pawan Kumar Agrawal	6,181.00
1131003	2001198	Sisir Kumar Pradhan	5,771.00
1131003	2000188	Bidesi Nayak	5,470.00
1131003	2000117	B.K.Mohanty	5,344.00
1131003	2000206	Birendra Bhoi	4,952.00
1131003	2000855	Obcc Ltd	4,898.00
1131003	2001087	S.K.Behera	4,724.00
1131003	2000575	Jitendra Kumar Naik	4,641.00
1131003	2001226	Srikanta Kumar Pradhan	4,600.00
1131003	2000990	R K Group	4,516.00
1131003	2000113	B Shukla	4,502.00
1131003	2000664	Lingaraj Bhoi	4,385.00
1131003	2000454	Gunamani Bhatta	4,146.00
1131003	2000036	Ajit Kumar Tripathy	4,136.00
1131003	2000318	Dhirendra Kumar Dixit	4,096.00
1131003	2001108	Samaleswari Labour Contract	4,003.00
1131003	2000943	Pradeep Kumar Agrawal	4,000.00
1131003	2000576	Jitendra Padhan	3,950.00
1131003	2000096	Ashok Kumar Panda	3,871.00
1131003	2000292	Daitari Senapati	3,855.00
1131003	2000111	B K Panda	3,460.00
1131003	2001076	S K Pati	3,375.00
1131003	2001079	S N Pandey	3,331.00
1131003	2000994	R N Mohapatra	2,999.00
1131003	2001138	Saroj Kumar Patro	2,997.00
1131003	2000894	P.N.Jaiswal	2,891.00
1131003	2000288	D.K.Rathor	2,864.00
1131003	2000002	Alok Kumar Tripathy	2,827.00
1131003	2000093	Ashok Kumar Das	2,795.00
1131003	2000808	N C Panda	2,713.00
1131003	2000183	Bhusan Sahu	2,658.00
1131003	2001136	Saroj Kumar Bhoi	2,607.00
1131003	2001082	S S Swain	2,577.00
1131003	2001109	Samaleswari Traders	2,155.00
1131003	2001032	Ramakrushna Sharma	2,120.00
1131003	2000409	G C Panda	2,100.00
1131003	2000824	National Construction & Trading	2,091.00
1131003	2000178	Bhima Pradhan	2,086.00
1131003	2000818	Narendra Kumar Panda	2,085.00
1131003	2000129	Balaji Engicons	1,986.00
1131003	2001224	Srikanta Kumar Mohapatra	1,769.00
1131003	2001137	Saroj Kumar Naik	1,601.00
1131003	2000817	Narayan Suppliers	1,578.00
1131003	2000008	A K Mohanty	1,247.00
1131003	2000143	Bhagabana Dixit	1,227.00
1131003	2000963	Prasanta Kumar Padhee	1,079.00
1131003	2000813	Nabaghana Mohanty	1,074.00

71



897

1131003	2001389	WAFI-AGE	700.00
1131003	2000473	Hemanta Kumar Panda	117.00
1120002		Secu Deposit from Customer	8,82,131.01
1089024		Retention Money of Contractual Employees	3,651.00
Total			14,03,94,036.85



72



898

Odisha Power Generation Corporation Limited

Capex liability payable

As on 03 July 2019

Annexure 5

GL	Vendor Code	Name of the Vendors	Amounts
1040005	1000206	BGR Energy System Ltd (Unit 3 & 4)	42,47,06,539.46
1040005	1000580	Goodwin Pumps India Pvt. Ltd.	54,14,880.00
1040005	1000674	Indian Oil Corport Ltd- JSG	0.19
1040005	1000886	Lab Equipments & Chemicals- JSG	2,32,617.00
1040005	1001434	Sanket Communications Pvt. Ltd.	29,272.00
1040005	1001620	Subhas Engineering Works	2,60,544.00
1040005	1001933	Indian Oil Corport Ltd.	16,49,43,270.17
1040005	1002026	BHEL- RANIPET (UNIT 3&4)	8,40,30,480.58
1040005	1002027	BHEL-GOINDWAL, PUNJAB (UNIT 3&4)	28,99,691.15
1040005	1002028	BHEL- KOLKATA (UNIT 3&4)	3,23,34,894.31
1040005	1002029	BHEL- P.E.M NOIDA (UNIT 3&4)	1,45,34,488.37
1040005	1002030	BHEL- TIRUCHIRAPALLI (UNIT 3&4)	44,85,06,392.38
1040005	1002031	BHEL- HYDERABAD (UNIT 3&4)	11,49,99,372.58
1040005	1002033	BHEL- CHENNAI (UNIT 3&4)	6,54,60,971.76
1040005	1002034	BHEL- VARANASI (UNIT 3&4)	7,29,754.19
1040005	1002035	BHEL-HARIDWAR (UNIT 3&4)	54,14,36,899.42
1040005	1002036	BHEL- RUDRAPUR (UNIT 3&4)	77,65,786.49
1040005	1002038	BHEL-JAGDISHPUR INSULATION (UNIT 3	24,03,059.78
1040005	1002039	BHEL-BHOPAL (UNIT 3&4)	10,29,66,077.00
1040005	1002040	BHEL- EDN BANGALORE (UNIT 3&4)	3,11,31,165.13
1040005	1002041	BHEL-BANGALORE (UNIT 3&4)	2,93,78,839.10
1040005	1002042	BHEL- Jhansi (UNIT 3&4)	2,74,06,970.04
1040005	1002043	BHEL-TRICHY VALVE (UNIT 3&4)	6,57,96,163.80
1040005	1002197	BEML Limited	41,39,971.00
1040005	1002253	Mahanadi Coalfields Ltd Unite 3 & 4	30,29,21,831.00
1040005	1002290	BHEL-Jharsuguda (Unit 3 & 4)	14,90,351.00
1040006	4000020	Energy Project Resources Inc	0.65
1040006	4000025	SAFWAY Group Holdings LLC	67,47,957.00
1040007	2000028	AES India Pvt Ltd	21,07,88,321.06
1040007	2000166	Bhel -New Delhi (Project-3 & 4)	1,19,999.00
1040007	2000314	Development Consultants Pvt Ltd	5,93,600.00
1040007	2000381	Executive Engineer Main Dam	2,17,58,006.00
1040007	2000391	Feedback Infra Pvt.Ltd	3,75,146.00
1040007	2000762	Maruti Associates	205.00
1040007	2000833	NCC LTD.	1,05,667.00
1040007	2001039	Ranchi Security (P) Ltd.	10.00
1040007	2001174	Shree Balaji Engicons Pvt Ltd.	9,53,295.00
1040007	2001291	Tahasildar Lakhanpur	11,103.00
1040007	2001342	Truevalue Marketing Services Pvt.	10,000.00
1040007	2001502	Interview Candidates	1,195.00
1040007	2001510	Tata Communications Ltd.	334.00
1040007	2001518	CMS IT Services Pvt. Ltd.	221.00


73



899

1040007	2001560	SANDY RESORT PVT.LTD	40,651.00
1040007	2001599	Sarabjeet Kaur (House Owner)	8,500.00
1040007	2001628	Prem Ranjan Singh (House Owner)	22,000.00
1040007	2001670	Jyoti Screen Printing	66,424.00
1040007	2001706	RTO Jharsuguda	23,212.00
1040007	2001758	UNITED RAIL ROAD CONSULTANTS PVT LT	10,10,698.00
1040007	2001820	Shilpa Hospitality Services	31,717.00
1040007	2001875	BLACK & VEATCH PRIVATE LIMITED	19,490.00
1040007	2001905	Sai Solutions	9,483.00
1040007	2002020	Mukesh Tiwari (Advocate)	33,750.00
1040007	2002042	AS Infratrade Pvt Ltd	17,000.00
1040007	2002100	Tripprocess Pvt Ltd	12,232.78
1040007	2002230	KPMG	83,522.00
1040007	2002240	POSOCO-ERLDC (SOC & MOC Charges)	2,92,496.00
1040007	2002271	P and A Advertising Agency Pvt Ltd	1,90,384.00
1040007	2002279	Dish TV India Ltd	88,451.00
1040007	2002364	Baljeet Constuction	4,92,575.00
1040007	2002428	Tech Mahindra Ltd	34,09,437.00
1040007	2002443	Vijay Fire Vehicles And Pumps Limit	40,600.00
1040007	2002462	Abhilash Mishra	7,200.00
1040011	6000006	One Time Vendor	3,03,869.00
5000001	2000651	Larsen & Toubro Ltd	93,10,580.05
5000001	1002082	Titagarh Wagons Limited	36,76,080.00
5000001	2000166	Bhel -New Delhi (Project-3 & 4)	2,43,635.34
5000001	1002197	BEML Limited	2,39,857.99
5000001	1002222	Fouress Engineering (India) Limi	3,89,900.00
5000001	2000166	Bhel -New Delhi (Project-3 & 4)	8,68,998.01
5000001	1001691	Tanush Corporation	10,384.00
5000001	1000044	Agrasen Electronics	47,758.19
5000001	1002256	Minimac Systems Pvt Ltd	6,21,270.00
5000001	1002262	Bruhat Engineering Services & LI	50,107.00
5000001	1002277	Mass-Tech Controls Pvt. Ltd.	4,30,700.00
5000001	1002186	Sharma Enterprises	2,57,004.00
5000001	1001452	Scope T & M Pvt. Ltd.	23,60,000.00
5000001	1001826	Utkal Industrial & Safety Produc	4,553.62
5000001	1000886	Lab Equipments & Chemicals- JSG	51,520.00
5000001	2001213	Spectrum Technologies	97,704.00
5000001	1001891	Waidhan Engineering & Industries	30,680.00
5000001	1001452	Scope T & M Pvt. Ltd.	3,17,420.00
5000001	1002304	The Oriental Chemical Works (P)	37,170.00
5000001	1001933	Indian Oil Corport Ltd.	4,81,09,519.69
5000001	2002443	Vijay Fire Vehicles And Pumps Li	72,446.00
5000001	1001933	Indian Oil Corport Ltd.	10,88,92,665.01
5000001	1002310	Ardent Engineers	3,63,204.00
5000001	2002361	Gainwell Commosales Pvt Ltd	77,908.00
5000001	1000886	Lab Equipments & Chemicals- JSG	6,35,592.84
5000001	1001933	Indian Oil Corport Ltd.	8,05,71,362.13


74



900

5000001	1000379	Diesel Locomotive Works	9,475.41
5000001	1000101	Apex Distributors	32,746.00
5000013	1000362	Daccess Security System Pvt. Ltd	40,120.00
5000013	1001434	Sanket Communications Pvt. Ltd.	6,135.00
5000013	1001434	Sanket Communications Pvt. Ltd.	5,317.00
5000013	1001434	Sanket Communications Pvt. Ltd.	7,362.00
5000013	1001434	Sanket Communications Pvt. Ltd.	4,009.00
5000013	1001554	Sivasakthi Power Services Pvt Lt	23,41,631.70
5000013	2000074	Arabinda Tripathy	16,666.00
5000013	2000074	Arabinda Tripathy	29,900.00
5000013	2000149	Prasanna Pradhan	34,75,728.53
5000013	2000253	Chakanand Senapati	70,400.00
5000013	2000293	Damodar Nath, Vehicle Owner	1,936.00
5000013	2000314	Development Consultants Pvt Ltd	6,12,122.00
5000013	2000314	Development Consultants Pvt Ltd	1,00,188.00
5000013	2000314	Development Consultants Pvt Ltd	3,66,390.00
5000013	2000314	Development Consultants Pvt Ltd	1,17,581.00
5000013	2000314	Development Consultants Pvt Ltd	25,20,551.00
5000013	2000546	J.N Sharma	46,110.00
5000013	2000546	J.N Sharma	23,946.00
5000013	2000607	Karunakar Sahu	52,800.00
5000013	2000629	Kone Elevator India Ltd	2,71,446.00
5000013	2000667	Lk Pradhan	4,26,394.00
5000013	2000762	Maruti Associates	3,86,568.00
5000013	2000818	Narendra Kumar Panda	80,006.00
5000013	2000818	Narendra Kumar Panda	17,79,011.40
5000013	2000821	Narshing Padhan	23,600.00
5000013	2000833	NCC LTD.	91,80,403.30
5000013	2000841	Niranjan Kharsel	10,615.54
5000013	2000841	Niranjan Kharsel	3,10,020.12
5000013	2000841	Niranjan Kharsel	1,29,847.15
5000013	2000841	Niranjan Kharsel	1,76,975.25
5000013	2000841	Niranjan Kharsel	12,26,560.30
5000013	2000841	Niranjan Kharsel	1,77,462.00
5000013	2000841	Niranjan Kharsel	1,30,205.00
5000013	2000841	Niranjan Kharsel	1,58,856.55
5000013	2000951	Prakash Padhee, Vehicle Owner	30,000.00
5000013	2000969	Pratap Kumar Samal	24,300.00
5000013	2001025	Rajit Ekka, Vehicle Owner	39,990.00
5000013	2001029	Ram Krushna Thapa	4,239.00
5000013	2001039	Ranchi Security (P) Ltd.	6,57,119.69
5000013	2001039	Ranchi Security (P) Ltd.	6,76,495.43
5000013	2001039	Ranchi Security (P) Ltd.	2,94,863.50
5000013	2001039	Ranchi Security (P) Ltd.	10,52,426.04
5000013	2001039	Ranchi Security (P) Ltd.	8,64,268.45
5000013	2001179	Shree Viswakarma Construction	18,11,758.85
5000013	2001249	Subrata Kumar Patel, Vehicle Own	40,000.00

75




5000013	2001296	Taranisen Behera	20,55,267.88
5000013	2001296	Taranisen Behera	8,07,849.40
5000013	2001300	Tata Projects Ltd	2,37,063.00
5000013	2001300	Tata Projects Ltd	2,75,628.00
5000013	2001312	Tejraj Patel, Jharsuguda	20,000.00
5000013	2001334	Trayi Consulting Pvt. Ltd	1,83,919.00
5000013	2001367	Utkal Udyan Pvt Ltd	5,06,603.18
5000013	2001507	Cholamandalam Ms Risk Services L	11,97,378.29
5000013	2001516	Vattarika Transport (Prop: Madhu	18,499.00
5000013	2001758	UNITED RAIL ROAD CONSULTANTS PVT	10,22,087.16
5000013	2001795	Powergrid Corporation	3,21,31,233.87
5000013	2001798	Chhatrapati Biswal (Vehicle Owne	55,500.00
5000013	2001814	Ramakanta Sahu	80,000.00
5000013	2001820	Shilpa Hospitality Services	4,32,569.20
5000013	2001871	Subrat Kumar Padhan	18,500.00
5000013	2001871	Subrat Kumar Padhan	3,240.00
5000013	2001871	Subrat Kumar Padhan	16,760.00
5000013	2001875	BLACK & VEATCH PRIVATE LIMITED	5,68,288.00
5000013	2001883	Kartika Patel	40,000.00
5000013	2001917	GOBIND LOHAR	20,000.00
5000013	2001917	GOBIND LOHAR	40,000.00
5000013	2001965	V & R Tata Engineering Company	6,87,194.44
5000013	2001998	Central Inst of Mining & Fuel Re	10,17,483.28
5000013	2002011	Satyaban Patel (vehicle Owner)	40,000.00
5000013	2002041	Binod Ping (Vehicle Owner)	20,419.00
5000013	2002041	Binod Ping (Vehicle Owner)	15,964.00
5000013	2002045	ABHIMANYU GOUR	19,097.00
5000013	2002045	ABHIMANYU GOUR	17,903.00
5000013	2002061	Rabindra Seth	20,000.00
5000013	2002121	Mandakini Engineering	58,178.25
5000013	2002121	Mandakini Engineering	5,40,217.00
5000013	2002128	Rahasa Rout (Vehicle Owner)	20,000.00
5000013	2002149	Maheswar Nayak (vehicle Owner)	31,152.00
5000013	2002149	Maheswar Nayak (vehicle Owner)	37,000.00
5000013	2002158	Deepak Kumar Pradhan (Vehicle Ow	7,320.00
5000013	2002159	Sujit Singh	22,509.92
5000013	2002181	SDEAS	96,276.00
5000013	2002186	AJIT MEHER	610.50
5000013	2002186	AJIT MEHER	35,780.00
5000013	2002188	Pramodini Traders	11,771.00
5000013	2002219	Tikeshwar Biswal	20,000.00
5000013	2002220	Nadeem Khan (Vehicle Owner)	20,000.00
5000013	2002244	Jashobanti Bhaisal	1,11,000.00
5000013	2002244	Jashobanti Bhaisal	37,000.00
5000013	2002245	Amruta Khamari	12,858.00
5000013	2002245	Amruta Khamari	20,000.00
5000013	2002249	NEW INDIA ENTERPRISE	57,24,728.39



902

5000013	2002254	Sabita Swain	40,000.00
5000013	2002256	Pradeep Kumar Pradhan	16,649.00
5000013	2002258	Driplex Water Engineering Pvt. L	11,80,85,001.93
5000013	2002263	Jaya Suna	18,666.00
5000013	2002273	L&T Sargent & Lundy Limited	39,91,400.50
5000013	2002283	Mamata Hota	3,99,000.00
5000013	2002306	Kishan Kumar Sahu	37,000.00
5000013	2002307	Ashadevi Choudhary	20,000.00
5000013	2002307	Ashadevi Choudhary	20,000.00
5000013	2002308	Kaizen IT services Private Limit	4,91,741.00
5000013	2002309	Ranjit Kumar Patel	37,000.00
5000013	2002336	PEREGRINE GUARDING PVT LTD	4,91,288.86
5000013	2002336	PEREGRINE GUARDING PVT LTD	6,96,801.75
5000013	2002336	PEREGRINE GUARDING PVT LTD	24,92,423.33
5000013	2002343	RumKi Mitra	24,300.00
5000013	2002345	Encotec Energy India Pvt Ltd	2,54,859.54
5000013	2002345	Encotec Energy India Pvt Ltd	1,49,002.42
5000013	2002354	Ganga Logistics	85,192.20
5000013	2002450	Amit Choudhury	29,118.00
5000013	4000025	SAFWAY Group Holdings LLC	45,60,648.08
Total			3,19,15,16,539.84



77

903

Odisha Power Generation Corporation Limited


Capex liability payable

As on 03 July 2019


Annexure 6

GL	Vendor Code	Name of the Vendors	Amounts
1040005	1001933	Indian Oil Corport Ltd.	2,22,51,476.70
1040005	1001434	Sanket Communications Pvt. Ltd.	87.00
1040005	1000145	Asiatic Gases Limited	23,729.00
1040005	1000158	Auma (India) Pvt. Ltd.	-
1040005	1000162	Avalani Engg Corporation	3,825.00
1040005	1000215	BHEL Ranipet	7,43,268.90
1040005	1000216	BHEL Bhopal	7,70,649.00
1040005	1000218	BHEL Haridwar	19,91,201.00
1040005	1000222	Bharat Heavy Electricals Ltd.	7,20,103.00
1040005	1000277	Calcutta Electrical & Engineering	1,11,274.00
1040005	1000368	Deekay Associates	83,844.00
1040005	1000405	Eagle Burgmann India Pvt Limited	5,99,367.00
1040005	1000471	Euroasia	0.96
1040005	1000482	Fab Erectors	9,46,810.00
1040005	1000521	Forbes Marshall Pvt. Ltd.	-
1040005	1000523	Fort William Flexibles	1,69,004.00
1040005	1000629	Hindustan Tyre House	3,60,800.00
1040005	1000635	Hindusthan Thermometers	42,480.00
1040005	1000676	Indian Oil Corport Ltd.	7,97,958.90
1040005	1000680	Indian Oil Corporation Ltd, BBSR	6,603.44
1040005	1000717	Instrumentation Ltd- Palakkad	9,241.00
1040005	1000721	International Rubber Industries	86,510.00
1040005	1000745	Jain Enterprises	16,142.00
1040005	1000950	Macawber Beekay Pvt.Ltd.	1,44,432.00
1040005	1001002	Megasonic Industries P. Ltd.	-
1040005	1001015	Methodex Systems Pvt Ltd	6,000.00
1040005	1001173	Panigrahi General Store	320.00
1040005	1001186	Pathway Engineering Co.Pvt.Ltd.	15,452.00
1040005	1001226	Power Tech Corporation	10,164.00
1040005	1001236	Pradeep Trading Co.	2,000.00
1040005	1001259	Premier (india) Bearings Ltd	5,99,741.00
1040005	1001324	Rajesh & Company	2,03,096.00
1040005	1001353	Reliance Communications Ltd.	28,682.00
1040005	1001417	Saha Agencies	1,69,351.85
1040005	1001456	Secure Meters Limited	16,520.00
1040005	1001498	Shree Laxmi Udyog	1,17,350.00
1040005	1001524	Sibashakti Elastomer	12,655.00
1040005	1001554	Sivasakthi Power Services Pvt Ltd	9,574.00
1040005	1001556	Sky Automobiles	15,353.00
1040005	1001618	Subham Industries,	1,25,759.00
1040005	1001677	Symbolsis	2,81,880.00
1040005	1001709	Techno Instruments	24,603.00
1040005	1001806	Uniphos Envirotronic Pvt Ltd	1,97,060.00
1040005	1001807	Unique Mercantile	1,89,840.00
1040005	1001855	Venus Safety & Health Pvt. Ltd.	16,616.00
1040005	1001919	Zenion Technology India	2,96,960.00
1040005	1001934	Indian Rubber Industries	5,485.00
1040005	1001965	Mahanadi Coalfields Limited	1,35,65,03,912.82
1040005	1001977	Grasim Industries Limited	0.06
1040005	1002011	NewAge Fire Fighting Co.Ltd.	74,467.00
1040005	1002014	INDIA SALES SERVICE	1,32,178.00
1040005	1002048	Mason Bottling Pvt	0.97
1040005	1002075	MSR Paper Creatlon Pvt Ltd	900.00
1040005	1002096	Kobold Instruments Pvt Ltd	45,737.00
1040005	1002112	Kalinga Pneumatic	1,01,733.00
1040005	1002116	New Book Depot	19,070.00
1040005	1002188	Kalpana Traders	17,406.00
1040005	1002228	Hariharan Power Engineering	2,13,026.00
1040005	1002234	ADDYA SHAKTI RUBBER INDUSTRIES	33,748.00
1040005	1002240	Testo India Pvt Ltd	41,445.00

78



1040005	1002251	Scm Rubber Industries	7,126.00
1040005	1002307	DM STARK INDUSTRIES	1,49,981.00
1040005	1000674	Indian Oil Corport Ltd- JSG	1,23,28,125.37
1040006	4000013	Spares On Time	4,90,543.19
1040006	4000036	Laborelec Middle-East	7,05,979.81
1040007	2000028	AES India Pvt Ltd	4,02,86,165.94
1040007	2001595	The Superintendent Engineer	1,57,99,407.50
1040007	2000381	Executive Engineer Main Dam	65,50,912.00
1040007	2000174	Bharat Heavy Electricals Limited	52,48,114.00
1040007	2000297	DAV Public School, Banaharpalli	17,97,791.00
1040007	2000164	Bhel- Bangalore	12,06,905.78
1040007	2001451	IDCO	11,66,136.00
1040007	2002013	Nag & Associates	9,92,800.00
1040007	2000877	Orissa Construction Corporation Ltd	9,27,100.00
1040007	2001820	Shilpa Hospitality Services	8,52,394.00
1040007	2001091	S.N.Kanungo- BBSR	8,35,735.03
1040007	2000576	Jitendra Padhan	8,22,429.00
1040007	2000162	Bhel	7,65,049.02
1040007	2000296	DAV High School, (ODIA)Banaharpalli	6,92,922.00
1040007	2000620	KHFM Hospitality&Facility Managemen	5,83,704.00
1040007	2002271	P and A Advertising Agency Pvt Ltd	5,67,453.00
1040007	2000055	Anadi Charan Nath	5,49,943.00
1040007	2001419	M/S Sipl,Kolkata	5,25,000.00
1040007	2001155	Secy-Cum-Ceo,The Odisha Build. &	5,03,753.00
1040007	2000312	Deputy Fire Officer, Northern Range	4,94,622.00
1040007	2000175	Bhel-Hardwar	4,51,493.00
1040007	2000874	Oriental Security Services	4,20,749.00
1040007	2001431	S.N.Kanungo- BBSR	3,77,339.08
1040007	2001747	Bharat Gyan Vigyan Samiti	3,74,722.00
1040007	2002023	SDR & Associates	3,72,397.00
1040007	2002339	JAY BABA LOKNATH ENTERPRISES	3,63,875.00
1040007	2001784	TPS Infrastructure Limited	3,61,388.00
1040007	2000314	Development Consultants Pvt Ltd	3,38,609.00
1040007	2002161	Ayush Enterprises	3,09,966.00
1040007	2001701	TRILEGAL - COMMON POOL	2,50,425.00
1040007	2001039	Ranchi Security (P) Ltd.	2,33,372.00
1040007	2001357	Unique Power Generation Pvt. Ltd.	2,06,468.00
1040007	2002285	NIRAN & CO	1,88,600.00
1040007	2000342	Gourav Engineering Works	1,80,973.00
1040007	2002378	Tej Raj & Pal Chartered Accountant	1,62,000.00
1040007	2001378	Verde Ventures Pvt. Ltd.	1,24,500.00
1040007	2000818	Narendra Kumar Panda	1,23,448.00
1040007	2000464	Hari Omm Engineering & Associates	1,14,250.00
1040007	2000801	MSTC Ltd- Vusakhapatnam	89,483.00
1040007	2000044	Allay Software Solutions	84,711.00
1040007	2001484	Peyush Tandon	68,268.00
1040007	2002420	Vivekananda Yoga Therapy Research I	61,800.00
1040007	2002274	Universal Scientific Instruments	60,400.00
1040007	2002292	S K Samal and Associates	59,400.00
1040007	2002177	Bureau Veritas India Pvt. Ltd.	56,968.00
1040007	2002024	Tanmaya S Pradhan & Co	54,000.00
1040007	2001440	Utkal Furniture & Allied Industry	53,309.00
1040007	2002386	Guard	44,368.00
1040007	2001945	Asutosh & Associates	43,200.00
1040007	2001962	Gautam & Co	43,200.00
1040007	2001510	Tata Communications Ltd.	42,399.99
1040007	2000546	J.N Sharma	41,738.00
1040007	2001260	Sun City Palace Pvt.Ltd	37,531.00
1040007	2000422	Garden Palace Hotels & Resorts Pvt.	36,562.00
1040007	2000650	Kuoni Business Travel India (P)	36,467.00
1040007	2001296	Taranisen Behera	36,186.00
1040007	2001486	Geeta Chandra (Hosue Owner)	34,000.00
1040007	2001551	SANJIT MOHANTY ADVOCATE	31,500.00
1040007	2001259	Summa Real Media Pvt Ltd	29,400.00
1040007	2001524	Sanatan Biswal (Advocate)	25,000.00



905

1040007	2000104	Netzone Technology	24,840.00
1040007	2001135	Saroj Biswal	23,865.47
1040007	2000080	Aristo Garments	23,200.00
1040007	2000432	Gen. Secretary Ib Thermal Club	21,666.00
1040007	2002441	Das Pattnaik & Co	21,600.00
1040007	2000998	R.C.Enterprises	20,288.00
1040007	2001223	Sri Sri Jagannath Mandir Trust	19,600.00
1040007	2001785	ABPS Infrastructure Advisory	19,038.00
1040007	2001645	Cartridge Bank	16,453.00
1040007	2000668	Lloyd Insulations (India) Ltd.	14,210.00
1040007	2001558	EXECUTIVE ENGINEER,BRAJRAJRAJNAG	14,208.00
1040007	2001697	Living Media India Limited	14,072.00
1040007	2001423	Golden Wood Pecker	13,515.00
1040007	2000247	Central Board Of Irrigation & Power	12,480.00
1040007	2000590	K.J. Rao Associates	11,948.00
1040007	2000458	H.S.Carriers	11,878.00
1040007	2000453	Gugnani Tyres Agency	11,400.00
1040007	2001617	Ganesh Prasad Parida (House Owner)	10,494.00
1040007	2001593	Subhasis Kuamr Das (Hosue Owner)	9,500.00
1040007	2001943	Sadasiba Mishra	8,925.00
1040007	2000715	PP Cares	8,910.00
1040007	2000165	RS Corporate Guest House	8,753.00
1040007	2001619	Kanishka Arora (Hosue Owner)	8,500.00
1040007	2001641	Sunil Kuamr Kedia (Hosue Owner)	8,497.50
1040007	2001502	Interview Candidates	7,820.00
1040007	2000250	Central Power Research Institute,	7,788.00
1040007	2001343	Truly Pest Solution Pvt. Ltd.	7,028.00
1040007	2001725	Hari Om Travels	7,000.00
1040007	2002383	KAY INTERNATIONAL PVT LTD	5,900.00
1040007	2002100	Tripprocess Pvt Ltd	5,522.22
1040007	2000145	Bhagabatia Buda	5,027.00
1040007	2002245	Amruta Khamari	4,000.00
1040007	2000321	Dilip Kumar Thakur	3,541.00
1040007	2001541	Harihar Panda	2,792.00
1040007	2001042	Ranjan Kumar Dash	2,666.00
1040007	2000301	Deba Prasad Mishra, Sr.Manager	2,485.00
1040007	2000414	G.R.Patel & Associates	2,241.00
1040007	2000955	Pramod Kumar Mohapatra	2,000.00
1040007	2000547	Jadav Kumura	1,500.00
1040007	2000646	Kudhiram Oram	1,489.00
1040007	2000189	Bidyadhar Pruseth	1,480.49
1040007	2000899	Padmanetra Barik	1,442.13
1040007	1001967	S C NEWSPAPER AGENCY	1,384.00
1040007	2002017	National Productivity Council	1,350.00
1040007	2000149	Prasanna Pradhan	1,283.00
1040007	2000032	Air Zip Holldays Pvt.Ltd	1,125.00
1040007	2000421	Ganesh Karoda	1,070.00
1040007	2002228	Ajit Kumar Panda	785.00
1040007	2001204	Snigdha Paramita Rout	700.00
1040007	2000840	Niranjan Bag	546.00
1040007	2000544	J G Hospital	540.00
1040007	2000018	Abhimanyu Hati	500.00
1040007	2001033	Ramesh Chandra Pattanaik	500.00
1040007	2001193	Siladri Moharana	500.00
1040007	2001337	Trilok Singh	500.00
1040007	2001028	Ram Chandra Pradhan Consultant Loco	330.00
1040007	2001092	Sachit Padhan	300.00
1040007	2000862	Omega Electrical Works	296.00
1040007	2001498	Reliance Telecom Ltd.	274.00
1040007	2001037	Ramkrishna Promoters & Builders (P)	270.00
1040007	2000619	Khatu Chandan	250.00
1040007	2000790	Miteswar Kharsel	250.00
1040007	2000784	Mihir Kumar Das- Jharsuguda	200.00
1040007	2000965	Prasanta Kumar Sahu	160.00
1040007	2001043	Ranjit Pradhan	150.00

80



903

1040007	2001392	Wesco Ltd	105.00
1040007	2000068	Anshuman Nayak	100.00
1040007	2001145	Sasmita Hotel& Restaurent	100.00
1040007	2000972	Pravat Kumar Barik,Pharmasist	90.00
1040007	2000673	M.M.Rehaman	58.10
1040007	2000595	Kala Kanhu Panda, Kuchinda	30.00
1040007	2001301	Tata Teleservices Ltd.	1.00
1040007	2000134	Banadurga Tele Service Pvt.Ltd.	0.50
1040007	2000941	Prabhat Engineering Works,	0.04
1040007	2000155	Bharat Sanchar Nigam Limited	3.00
1040007	2000902	Panorama Multimedia Pvt. Ltd.	150.00
1040007	2001571	P. S to Chairman	1,000.00
1040007	2001706	RTO Jharsuguda	23,212.00
1040007	2002000	Administrator WESCO Utility	51,745.00
1040007	2001758	UNITED RAIL ROAD CONSULTANTS PVT	1,07,195.00
1040011	9000000	Laxminarayan Singh (669)	9,874.00
1040011	9000001	Dhirendranath Biswal (653)	54.00
1040011	9000002	Pramod Ku.Sahani (698)	3,959.40
1040011	9000003	Biswajit Das (369)	3,800.62
1040011	9000005	Pramod Ku.Padhan (617)	250.00
1040011	9000006	Amulya Charan Majhi (677)	310.00
1040011	9000007	Prahallad Khadia (141)	1,20,879.00
1040011	9000008	Bibhisn Ghasi (62)	1,500.40
1040011	9000009	Nityanand Bagarti (177)	2,05,134.00
1040011	9000010	Karunakar Sethy (9)	78,464.31
1040011	9000011	Siblal Ghasi (174)	4,320.00
1040011	9000012	Rajendra Pd. Pradhan (162)	2,971.00
1040011	9000013	Pradeep Kumar Patra (81)	21,371.93
1040011	9000014	Sibshankar Lohar (207)	500.00
1040011	9000015	Rabindra Ku. Panda (209)	1,000.00
1040011	9000016	Trilochan Rout (247)	2,799.83
1040011	9000017	Purusottam Dhurua (249)	250.00
1040011	9000018	Rudra Narayan Panigrahi (3)	1,198.77
1040011	9000019	Suresh Ch. Behera (299)	850.42
1040011	9000020	Jugal Kishore Senapati (386)	226.00
1040011	9000022	Dusmanta Ku.Behera (348)	5,000.00
1040011	9000023	Bhabani Prasad Acharya (350)	4,813.14
1040011	9000024	Jagat Mohan Mohanty (357)	6,669.66
1040011	9000025	Manbodh Pradhan (396)	1,438.16
1040011	9000026	Akura Dhurua (510)	429.62
1040011	9000027	Kailash Seth (498)	1,197.36
1040011	9000028	Bisikesan Kalo (499)	6,810.00
1040011	9000029	Ghasia Kanta (108)	30,717.50
1040011	9000031	Prafulla Ku.Satpathy (454)	343.00
1040011	9000033	Deepak Kumar Pattanaik (591)	250.00
1040011	9000034	Pradeep Kumar Mishra (86)	2,072.55
1040011	9000035	Subhendu Kumar Mohanty	104.00
1040011	9000036	Brajakishore Dhurua (64)	1,28,852.00
1040011	9000037	Lakpati Bagarti (27)	12.00
1040011	9000038	Jiten Kumar Sahu	300.00
1040011	9000040	Raja.R	95.00
1040011	9000043	Jayant Kumar Tripathy	3,244.36
1040011	9000044	Sajal Roy	2,677.92
1040011	9000045	P. Koresu Patra	26.01
1040011	9000046	Prafulla Chandra Mishra	295.00
1040011	9000047	D Venkat Giri	102.00
1040011	9000048	Ranjan Kumar Satpathy	2,000.00
1040011	9000049	Abhimanyu Meher	8,804.75
1040011	9000050	Gouranga Charan Swain	466.00
1040011	9000051	Maisa Tudu	69.29
1040011	9000052	Rohit Kumar Laharia	2,077.00
1040011	9000062	Amar Singh	1,650.00
1040011	9000075	RADHESHYAM	85,427.24
1040011	9000100	Asish Kumar Patra(574)	5,839.22
1040011	9000101	Kishore Chandan(Late)	6,531.00

87



1040011	9000102	BHAKTARAM CHANDAN	496.15
1040011	9000103	BHRAMAR CHARAN MAJHI	3,300.60
1040011	9000104	CHANDRA MOHAN PASI	4,466.29
1040011	9000105	DASIA KANTA	791.44
1040011	9000106	DURYODHAN MEHER	1,306.42
1040011	9000107	E.D.RAJAN	15.41
1040011	9000108	JAGDISH BHITRIA	100.00
1040011	9000109	LALIT MOHAN BISWALO	3,740.03
1040011	9000112	RAGHAVENDRA PAL SINGH	1,309.05
1040011	9000113	RAJEEV KUMAR TRIPATHY	6,538.93
1040011	9000114	RAMAKANTA SETHY	4,315.62
1040011	9000115	SURENDRA CHANDRA DAS	717.93
1040011	9000116	SURENDRA DEEP(LATE)	12,715.02
1040011	9000117	UMESH CHANDRA PATEL	34.64
1040011	6000006	One Time Vendor	24,926.00
5000001	1000052	Ajay Gas Agency	58,528.00
5000001	1001933	Indian Oil Corport Ltd.	5,05,14,596.00
5000001	1001691	Tanush Corporation	3,49,527.40
5000001	1001703	Techniche Consulting Services,	83,689.79
5000001	1001870	Vinsan Commercial Products Pvt.	21,601.18
5000001	1001677	Symbolisis	17,58,670.52
5000001	1002118	Asva Power System India Pvt. Ltd.	15,24,726.09
5000001	1000218	BHEL Haridwar	13,36,822.00
5000001	1000215	BHEL Ranipet	11,70,560.00
5000001	1001928	Cubic Transmission Pvt. Ltd.	9,72,509.00
5000001	1000218	BHEL Haridwar	8,88,800.00
5000001	1001324	Rajesh & Company	6,17,138.01
5000001	2000668	Lloyd Insulations (India) Ltd.	5,75,840.00
5000001	1001027	KSB MIL Controls Ltd	5,74,699.70
5000001	1001705	Technico (India) Pvt. Ltd	4,70,125.00
5000001	1001235	Prabhu Rockshape Machinery Pvt. Ltd	3,36,005.00
5000001	1000638	Hi-Tech Systems & Services Ltd	3,12,177.49
5000001	1001736	The Coimbatore Combustion Eqp	2,04,187.00
5000001	1000676	Indian Oil Corport Ltd.	1,72,245.00
5000001	2000169	Bhel, Varanasi	1,56,704.00
5000001	1000967	Mahendra	1,55,760.00
5000001	2000164	Bhel- Bangalore	1,28,478.00
5000001	2002037	PRADHAN CREATIONS	88,500.00
5000001	1001524	Sibashakti Elastomer	85,275.00
5000001	1001426	Sakunia Stores	82,208.00
5000001	1002009	SUMAN-IND AGRO SALES PRIVATE LTD	75,732.00
5000001	1001325	Rajnikant Brothers	69,720.00
5000001	1002257	Anaya Sales	58,374.00
5000001	1001942	Quality Engineers	52,958.00
5000001	1001855	Venus Safety & Health Pvt. Ltd.	50,980.00
5000001	1000628	Hindustan Traders	48,128.00
5000001	1001906	Wika Instruments India- Pune	42,598.00
5000001	2000997	R.Bijay Kumar & Sons	37,406.00
5000001	1001919	Zenion Technology India	35,542.00
5000001	1002196	SHAH BHOGILAL JETHALAL & BROS	27,982.00
5000001	1000277	Calcutta Electrical & Engineering	26,630.00
5000001	2002143	B.K Associates	26,000.50
5000001	1001325	Rajnikant Brothers	25,923.50
5000001	1001325	Rajnikant Brothers	23,448.00
5000001	1002129	Rangtarang	21,948.00
5000001	1002014	INDIA SALES SERVICE	21,712.00
5000001	1001148	Oriental Enterprises	18,085.40
5000001	1001267	PRITI ENTERPRISES	16,968.00
5000001	1001426	Sakunia Stores	16,284.00
5000001	1000686	Indo Profiles	16,284.00
5000001	1001524	Sibashakti Elastomer	15,660.61
5000001	1001434	Sanket Communications Pvt. Ltd.	11,210.00
5000001	1000823	Kay International Limited	10,000.00
5000001	2000134	Banadurga Tele Service Pvt.Ltd.	7,900.00
5000001	1001426	Sakunia Stores	7,632.00



5000001	1001495	Shree Jindal Trading	5,819.43
5000001	1001413	Sachin Enterprises	4,760.00
5000001	1001254	Precision Instrumentation	4,036.00
5000001	1001434	Sanket Communications Pvt. Ltd.	2,832.00
5000001	1001557	Skyzon Technologies	1,800.00
5000001	1000743	Jai Balaji Oxygen Pvt Ltd	87.52
5000001	1001933	Indian Oil Corport Ltd.	144.00
5000001	2001141	Sarvesh Refactory Pvt Ltd	602.00
5000001	1001977	Grasim Industries Limited	3,905.00
5000013	2000651	Larsen & Toubro Ltd	23,20,01,297.97
5000013	2000166	Bhel -New Delhi (Project-3 & 4)	8,99,28,070.00
5000013	2001174	Shree Balaji Engicons Pvt Ltd.	8,07,11,974.35
5000013	2002258	Driplex Water Engineering Pvt. Ltd.	3,75,72,499.71
5000013	2002236	Power System Operation Corp. Ltd- D	3,02,18,571.04
5000013	2002336	PEREGRINE GUARDING PVT LTD	2,25,55,844.10
5000013	2000172	Bhel.Secunderabad	1,92,75,259.00
5000013	4000025	SAFWAY Group Holdings LLC	1,14,01,285.08
5000013	2002428	Tech Mahindra Ltd	1,13,86,236.00
5000013	1001554	Sivasakthi Power Services Pvt Ltd	1,11,62,857.37
5000013	2000314	Development Consultants Pvt Ltd	96,59,527.00
5000013	2001864	UTKAL PROJECTS PRIVATE LIMITED	86,16,488.75
5000013	2001815	SRINIBAS PRADHAN	85,88,233.47
5000013	2001061	Rites Ltd (Unit 3 & 4)	74,34,000.00
5000013	2001758	UNITED RAIL ROAD CONSULTANTS PVT	64,80,825.86
5000013	2002246	Power Grid Corporation of India Ltd	58,44,815.00
5000013	2002208	Society for Action in Community Hea	58,23,416.99
5000013	2001296	Taranisen Behera	50,18,532.94
5000013	2001546	Sap India Private Ltd.	50,01,079.00
5000013	2002341	Melco India Pvt. Ltd. (Odisha)	47,36,938.00
5000013	2000651	Larsen & Toubro Ltd	47,05,000.14
5000013	2002451	Shyama Trading Co	42,37,804.00
5000013	2001758	UNITED RAIL ROAD CONSULTANTS PVT	39,75,855.14
5000013	2002379	Gayatri Agency	39,11,052.95
5000013	2001179	Shree Viswakarma Construction	38,04,201.55
5000013	2001039	Ranchi Security (P) Ltd.	35,41,334.43
5000013	2000149	Prasanna Pradhan	34,75,728.53
5000013	2000055	Anadi Charan Nath	34,41,670.48
5000013	2001334	Trayi Consulting Pvt. Ltd	30,02,097.84
5000013	2000055	Anadi Charan Nath	26,81,935.03
5000013	2000251	Cenu Engineering Works	26,66,829.63
5000013	2001451	IDCO	21,65,715.00
5000013	2001179	Shree Viswakarma Construction	20,04,537.00
5000013	2001039	Ranchi Security (P) Ltd.	19,88,316.27
5000013	2000318	Dhirendra Kumar Dixit	19,67,450.00
5000013	2000055	Anadi Charan Nath	19,11,177.91
5000013	2000762	Maruti Associates	18,69,626.05
5000013	2000662	Light Palace	18,28,985.83
5000013	2001039	Ranchi Security (P) Ltd.	18,28,850.19
5000013	2001820	Shilpa Hospitality Services	17,98,511.20
5000013	2001820	Shilpa Hospitality Services	16,72,120.10
5000013	2001179	Shree Viswakarma Construction	16,10,474.48
5000013	2001875	BLACK & VEATCH PRIVATE LIMITED	16,10,208.00
5000013	2000342	Gourav Engineering Works	15,83,266.00
5000013	2000251	Cenu Engineering Works	15,30,651.86
5000013	2001758	UNITED RAIL ROAD CONSULTANTS PVT	15,16,447.00
5000013	2000318	Dhirendra Kumar Dixit	14,31,437.34
5000013	2002341	Melco India Pvt. Ltd. (Odisha)	14,16,934.48
5000013	2000818	Narendra Kumar Panda	13,89,496.64
5000013	2001179	Shree Viswakarma Construction	13,77,266.98
5000013	2001296	Taranisen Behera	12,80,502.50
5000013	2001647	FA & CAO, SEC Railway Bilaspur	12,52,498.50
5000013	2000149	Prasanna Pradhan	12,40,065.05
5000013	2002345	Encotec Energy India Pvt Ltd	12,11,291.11
5000013	2001060	Rites Ltd	11,80,000.00
5000013	2001998	Central Inst of Mining & Fuel Resea	11,73,236.88



909

5000013	2001998	Central Inst of Mining & Fuel Resea	11,72,274.24
5000013	2001898	M S DRILLS	11,70,351.60
5000013	2000899	Padmanetra Barik	11,15,283.00
5000013	2000576	Jitendra Padhan	10,80,416.37
5000013	2000342	Gourav Engineering Works	10,61,958.00
5000013	2000020	Access Livelihoods Consulting India	10,60,562.40
5000013	2001334	Trayi Consulting Pvt. Ltd	10,56,818.00
5000013	2000854	Oasis Agro Pvt Ltd	10,27,421.00
5000013	2001174	Shree Balaji Engicons Pvt Ltd.	10,00,000.00
5000013	2000576	Jitendra Padhan	9,82,735.00
5000013	1001703	Techniche Consulting Services,	9,51,751.96
5000013	2001518	CMS IT Services Pvt. Ltd.	8,94,793.00
5000013	2000342	Gourav Engineering Works	8,54,169.55
5000013	2001039	Ranchi Security (P) Ltd.	8,52,511.63
5000013	2000391	Feedback Infra Pvt.Ltd	8,48,407.00
5000013	2000743	Mahavir Constructions	8,47,058.00
5000013	2000662	Light Palace	8,46,509.03
5000013	2002345	Encotec Energy India Pvt Ltd	8,33,023.10
5000013	2002345	Encotec Energy India Pvt Ltd	7,74,200.68
5000013	2000620	KHFM Hospitality&Facility Managemen	7,72,669.02
5000013	2002373	Amman Rail Transport Services	7,67,000.00
5000013	2001701	TRILEGAL - COMMON POOL	7,53,135.00
5000013	2000173	Bhel-Bhopal	7,46,759.36
5000013	2000674	Calcutta Electric Motors Rewinding	7,38,680.00
5000013	2001334	Trayi Consulting Pvt. Ltd	7,36,320.00
5000013	2000670	M. Mukthi Nath, Bus Owner	7,19,891.00
5000013	2000818	Narendra Kumar Panda	7,18,112.57
5000013	2002336	PEREGRINE GUARDING PVT LTD	7,12,537.66
5000013	2001451	IDCO	7,10,918.00
5000013	2001107	Samaleswari Construction	6,95,253.32
5000013	2001816	Visaka Industries Limited	6,90,111.00
5000013	2000342	Gourav Engineering Works	6,80,540.00
5000013	2000497	India Electric Works	6,62,511.00
5000013	2000314	Development Consultants Pvt Ltd	6,60,800.00
5000013	2002336	PEREGRINE GUARDING PVT LTD	6,49,744.82
5000013	2000497	India Electric Works	6,49,401.00
5000013	2000818	Narendra Kumar Panda	6,39,905.49
5000013	2001898	M S DRILLS	6,39,332.27
5000013	2001701	TRILEGAL - COMMON POOL	6,38,085.00
5000013	2002014	Accenture Solutions Pvt Ltd	6,31,371.49
5000013	2000854	Oasis Agro Pvt Ltd	6,16,121.00
5000013	2002336	PEREGRINE GUARDING PVT LTD	6,07,082.64
5000013	2002271	P and A Advertising Agency Pvt Ltd	5,99,886.36
5000013	2002290	Vodafone Idea Limited	5,98,852.00
5000013	2002283	Mamata Hota	5,98,500.00
5000013	2000786	Mind Mart	5,95,555.63
5000013	2002364	Baljeet Constuction	5,95,295.99
5000013	2002341	Melco India Pvt. Ltd. (Odisha)	5,89,015.20
5000013	2002240	POSOCO-ERLDC (SOC & MOC Charges)	5,82,229.00
5000013	2000533	IRC Engineering Services India	5,51,084.61
5000013	2000818	Narendra Kumar Panda	5,28,627.27
5000013	2001730	Durga Prasad Nanda	5,27,460.00
5000013	2001965	V & R Tata Engineering Company	5,19,261.68
5000013	2001740	Dillip Kumar Mohanty (Advocate)	5,09,760.00
5000013	2001367	Utkal Udyan Pvt Ltd	5,06,603.18
5000013	2002339	JAY BABA LOKNATH ENTERPRISES	5,01,209.83
5000013	2001701	TRILEGAL - COMMON POOL	4,98,698.00
5000013	2001179	Shree Viswakarma Construction	4,98,647.00
5000013	2002354	Ganga Logistics	4,93,965.30
5000013	2000342	Gourav Engineering Works	4,93,049.46
5000013	2002107	Jai Jangannath Engineering works	4,68,460.00
5000013	2002339	JAY BABA LOKNATH ENTERPRISES	4,63,030.64
5000013	1001554	Sivasakthi Power Services Pvt Ltd	4,42,825.43
5000013	2001174	Shree Balaji Engicons Pvt Ltd.	4,35,376.67
5000013	2000576	Jitendra Padhan	4,32,506.34

84



5000013			4,20,788.00
5000013	2001807	Bhawani Fly Ash Bricks	4,18,500.00
5000013	2000464	Hari Omm Engineering & Associates	4,18,093.00
5000013	2001747	Bharat Gyan Vigyan Samiti	4,17,366.00
5000013	2000841	Niranjan Kharsel	4,01,078.80
5000013	2000762	Maruti Associates	3,95,146.46
5000013	1001953	United ECO Care Consultant Pvt Ltd	3,77,600.00
5000013	2001296	Taranisen Behera	3,72,901.90
5000013	2000899	Padmanetra Barik	3,68,256.98
5000013	1001554	Sivasakthi Power Services Pvt Ltd	3,60,834.11
5000013	2000055	Anadi Charan Nath	3,56,968.41
5000013	1002111	Gangotri Turbo Tech Engg Servi Pvt	3,50,460.00
5000013	2001051	Reliance Communications	3,43,500.00
5000013	2002080	Bureau Veritas (I) Pvt Ltd	3,33,756.00
5000013	2001181	Shreenibas Nayak	3,32,565.00
5000013	1001754	Thyssenkrupp Elevator India Pvt Ltd	3,25,475.00
5000013	2002132	Cummins India Ltd	3,17,382.50
5000013	2001567	The Orbit Travels	2,92,052.00
5000013	2001784	TPS Infrastructure Limited	2,88,673.59
5000013	2001463	Print Media	2,86,272.00
5000013	2000342	Gourav Engineering Works	2,83,200.00
5000013	2000841	Niranjan Kharsel	2,81,861.20
5000013	2001041	Ranjan Kumar Bhoi	2,73,166.02
5000013	2001877	Bharat Pest Management	2,69,775.45
5000013	2001174	Shree Balaji Engicons Pvt Ltd.	2,65,897.43
5000013	2001296	Taranisen Behera	2,57,467.13
5000013	2002437	Ramesh Ch. Prusti	2,51,340.00
5000013	2000762	Maruti Associates	2,40,378.63
5000013	1001434	Sanket Communications Pvt. Ltd.	2,33,738.00
5000013	2001510	Tata Communications Ltd.	2,33,050.02
5000013	2000878	Orissa Electrical Industries	2,30,562.00
5000013	2001296	Taranisen Behera	2,29,380.65
5000013	1001554	Sivasakthi Power Services Pvt Ltd	2,26,075.00
5000013	2000818	Narendra Kumar Panda	2,20,143.50
5000013	2000841	Niranjan Kharsel	2,12,566.20
5000013	1001703	Techniche Consulting Services,	2,07,000.00
5000013	2001296	Taranisen Behera	2,06,586.00
5000013	2000363	Elmech, Nagpur	2,00,600.00
5000013	2001497	TCI Freight	1,99,240.00
5000013	2000158	Bharati Airtel Limited	1,97,651.99
5000013	2000020	Access Livelihoods Consulting India	1,96,470.00
5000013	2000342	Gourav Engineering Works	1,92,520.44
5000013	2002181	SDEAS	1,91,608.02
5000013	2000155	Bharat Sanchar Nigam Limited	1,77,000.00
5000013	2002217	MVS ACMEI Technologies Pvt Ltd	1,74,522.00
5000013	2000149	Prasanna Pradhan	1,66,510.00
5000013	2000683	Cleen N Cleen	1,65,241.79
5000013	2001645	Cartridge Bank	1,64,528.00
5000013	2001296	Taranisen Behera	1,62,649.80
5000013	2002189	Bright Engineering Company	1,62,250.00
5000013	1001754	Thyssenkrupp Elevator India Pvt Ltd	1,61,070.00
5000013	1000166	Avery India Ltd Cuttack	1,58,343.51
5000013	2001296	Taranisen Behera	1,54,411.92
5000013	1000002	A To Z Electrical	1,54,350.00
5000013	2002438	Detect Technologies Private Limited	1,53,400.00
5000013	2000056	Anagha Turbo Services Pvt Ltd	1,52,886.00
5000013	2001129	Sarada Chemicals	1,52,162.00
5000013	2000158	Bharati Airtel Limited	1,47,499.98
5000013	2001724	Wapcos Ltd	1,45,718.56
5000013	1000482	Fab Erectors	1,42,313.00
5000013	2002282	Ashiq Kanta	1,40,242.50
5000013	2001357	Unique Power Generation Pvt. Ltd.	1,37,400.00
5000013	2000762	Maruti Associates	1,32,393.75
5000013	2002369	Sanjay Singh (Vehicle Owner)	1,32,294.00
5000013	2000841	Niranjan Kharsel	1,31,652.00



911

5000013	2001040	Ranjan Kumar Badhai	1,30,000.00
5000013	2001296	Taranisen Behera	1,18,858.49
5000013	1000641	Hmt Machine Tools Limited	1,18,000.00
5000013	2001017	Rahul Service	1,17,926.00
5000013	2001296	Taranisen Behera	1,17,292.00
5000013	2002314	Queens Kitchen	1,16,159.00
5000013	2000377	Everest Computers, Nayapali, Bbsr	1,14,500.00
5000013	2001570	Santosh Kumar Mishra	1,11,864.00
5000013	2002205	Electrical Research & Devp Associat	1,10,029.00
5000013	2000138	Basanti Engineering	1,06,200.00
5000013	2001175	Shree Radhe Krishna Electrical	1,03,210.36
5000013	1002148	Flowtech Air Control Services	1,01,763.00
5000013	2001333	Transasia Bio Medicals Ltd.	1,00,554.00
5000013	1000448	Environment S.A India Pvt. Ltd.	98,332.00
5000013	2000560	Janata Engineering Works	96,760.00
5000013	2000044	Allay Software Solutions	94,306.00
5000013	2002230	KPMG	92,978.00
5000013	2002120	Bimal Kumar Patra	90,272.00
5000013	1000395	Durag India Instrumentation Pvt Ltd	88,500.00
5000013	1000445	Engineer Services.	88,500.00
5000013	2002370	Ajay Kumar Munda (Vehicle Owner)	87,000.00
5000013	2000481	Hi-Tech System And Automation	86,868.00
5000013	2002354	Ganga Logistics	85,192.20
5000013	2000762	Maruti Associates	84,205.00
5000013	2001209	Spares Corporation Of India	84,000.00
5000013	2002207	Electro Meter Corporation	83,780.00
5000013	2000835	Nicco Engineering Services Ltd	82,600.00
5000013	2000662	Light Palace	81,310.80
5000013	2000818	Narendra Kumar Panda	80,006.00
5000013	1000482	Fab Erectors	77,648.00
5000013	2000192	Bijay Kumar Bal	77,350.00
5000013	2001877	Bharat Pest Management	76,228.00
5000013	2002318	Cotecna Inspection India Pvt Ltd	75,800.05
5000013	2002449	Nikilesh Ramachandran	75,284.00
5000013	1002111	Gangotri Turbo Tech Engg Servi Pvt	72,450.00
5000013	2000138	Basanti Engineering	70,800.00
5000013	2001785	ABPS Infrastructure Advisory	70,800.00
5000013	2002271	P and A Advertising Agency Pvt Ltd	70,446.00
5000013	2001572	Jogesh Chandra Kar	70,356.00
5000013	2000560	Janata Engineering Works	68,440.00
5000013	2002053	Anjan Kumar Sahu	65,287.68
5000013	2000620	KHFM Hospitality&Facility Managemen	64,192.84
5000013	2002445	Surender Kumar	63,325.00
5000013	1001958	Vision Tek Consultancy Services Pvt	62,484.00
5000013	1000946	OTIS Elevator Company Ltd	61,950.00
5000013	2001775	ELGI EQUIPMENTS LTD.	61,560.00
5000013	2000818	Narendra Kumar Panda	61,360.00
5000013	2000607	Karunakar Sahu	60,000.00
5000013	2001541	Harihar Panda	59,545.00
5000013	2002350	Nag & Sons Motor Driving Traing Aca	59,000.00
5000013	2002274	Universal Scientific Instruments	58,410.00
5000013	2000683	Cleen N Cleen	57,297.88
5000013	2001343	Truly Pest Solution Pvt. Ltd.	55,546.00
5000013	2002046	KAPILA NAIK	53,664.00
5000013	2001768	Indian Institute of Technology, Madr	53,100.00
5000013	2000607	Karunakar Sahu	52,800.00
5000013	1000166	Avery India Ltd Cuttack	52,781.17
5000013	2002366	Sai Travels	52,577.00
5000013	2001284	Sushil Pradhan- VEHICLE OWNER	52,000.00
5000013	2001791	Biraj Kumar Burh	52,000.00
5000013	2002347	Sanatan Biswal (Vehicle Owner)	52,000.00
5000013	2001296	Taranisen Behera	51,869.00
5000013	2002180	OM SAI SERVICES	50,456.28
5000013	2000560	Janata Engineering Works	47,530.00
5000013	1000219	BHEL Bangalore	47,200.00


86



912

5000013	1000954	Maco Corporation (India) Pvt. Ltd.	47,200.00
5000013	1002156	LATSHA TECHNOLOGIES	47,200.00
5000013	1002239	Aaj Accumulators Pvt. Ltd.	47,200.00
5000013	2001785	ABPS*Infrastructure Advisory	47,200.00
5000013	2001510	Tata Communications Ltd.	47,199.99
5000013	2002406	IRD Mechanalysis Limited	47,082.00
5000013	2001671	Instrumentation & Control Equipment	44,250.00
5000013	2002020	Mukesh Tiwari (Advocate)	44,250.00
5000013	2002043	SATIENT TECHNOLOGIES PVT LTD	43,542.00
5000013	1002078	Patel Fly Ash Bricks	43,500.00
5000013	2001030	Ramakanta Biswal	43,000.00
5000013	1000482	Fab Erectors	42,162.14
5000013	2001296	Taranisen Behera	41,890.00
5000013	2002443	Vijay Fire Vehicles And Pumps Limit	41,300.00
5000013	2000293	Damodar Nath, Vehicle Owner	40,000.00
5000013	2001822	Khulana Sundari Nayak	40,000.00
5000013	2000458	H.S.Carriers	39,144.00
5000013	2000458	H.S.Carriers	39,144.00
5000013	2000458	H.S.Carriers	39,144.00
5000013	2000458	H.S.Carriers	39,144.00
5000013	2000458	H.S.Carriers	39,144.00
5000013	2000458	H.S.Carriers	39,144.00
5000013	1002058	Fitness Corner	38,801.36
5000013	2001938	Deepak Kumar Pradhan	36,980.00
5000013	2001497	TCI Freight	36,698.00
5000013	2000155	Bharat Sanchar Nigam Limited	35,925.20
5000013	1000445	Engineer Services.	35,625.00
5000013	2000155	Bharat Sanchar Nigam Limited	35,470.00
5000013	1002084	I R Techonology Services Pvt Ltd	35,400.00
5000013	2002180	OM SAI SERVICES	35,271.00
5000013	1000569	Global Power Electronics	33,350.00
5000013	2001979	Voltech Engineers Pvt Ltd	32,775.00
5000013	2002053	Anjan Kumar Sahu	32,643.84
5000013	1000817	Kasi Equipments	30,976.00
5000013	1000522	Formula One Solutions Pvt Ltd	30,066.00
5000013	2001245	Subhas Chandra Som	30,000.00
5000013	2000342	Gourav Engineering Works	29,972.00
5000013	2001301	Tata Teleservices Ltd.	29,206.00
5000013	2001022	Rajendra Kumar Dash, Advocate	28,320.00
5000013	2002245	Amruta Khamari	27,142.00
5000013	2002016	Fire & Safety Technology Services Pv	26,062.00
5000013	2002395	Benudhar Naik	25,200.00
5000013	2000195	SARIKA ENTERPRISES (PROP.SANJAY AG	24,500.00
5000013	2000969	Pratap Kumar Samal	24,300.00
5000013	2002219	Tikeshwar Biswal	23,870.00
5000013	2001890	PRELUDE NOVEL VENTURES PVT. LTD.	22,425.00
5000013	2000919	PCI Pest Control Pvt Ltd	21,412.00
5000013	2000862	Omega Electrical Works	21,300.00
5000013	2001030	Ramakanta Biswal	21,160.00
5000013	2001284	Sushil Pradhan- VEHICLE OWNER	21,155.00
5000013	2002159	Sujit Singh	20,421.08
5000013	2000755	Manoj Kumar Patjoshi	20,102.00
5000013	2002386	Guard	19,824.00
5000013	2001594	Sunjay Infosystems Pvt. Ltd.	18,998.00
5000013	2001029	Ram Krushna Thapa	18,500.00
5000013	2002186	AJIT MEHER	18,500.00
5000013	2002309	Ranjit Kumar Patel	18,500.00
5000013	1001940	Mega Engineering	17,700.00
5000013	2002412	Sagarika Mohapatra	17,000.00
5000013	2000670	M. Mukthi Nath, Bus Owner	16,178.00
5000013	2002219	Tikeshwar Biswal	16,130.00
5000013	2001580	Debendra Kumar Lenka	15,840.00
5000013	2000715	PP Cares	13,500.00
5000013	2000816	Narayan Satpathy, Consultant,	12,500.00
5000013	2001585	Pratap Kumar Panda	12,332.00

87



913

5000013	1000804	Kalinga Hardware & Pneumatics	12,023.00
5000013	2000690	Eureka Forbes Ltd	11,602.00
5000013	2000585	K Mukunda Rao	11,490.00
5000013	2000835	Nicco Engineering Services Ltd	10,478.00
5000013	1000089	Analogic Weighing & Automation	10,326.00
5000013	2002462	Abhilash Mishra	9,440.00
5000013	2000835	Nicco Engineering Services Ltd	9,015.97
5000013	2001296	Taranisen Behera	8,457.00
5000013	1001186	Pathway Engineering Co.Pvt.Ltd.	8,436.00
5000013	1001919	Zenion Technology India	7,080.00
5000013	2002217	MVS ACMEI Technologies Pvt Ltd	7,080.00
5000013	1002118	Asva Power System India Pvt. Ltd.	6,962.00
5000013	1000482	Fab Erectors	6,870.00
5000013	2001701	TRILEGAL - COMMON POOL	6,560.00
5000013	2000566	Jayanta Kuanr	4,594.00
5000013	2000164	Bhel- Bangalore	3,435.00
5000013	2001245	Subhas Chandra Som	2,905.00
5000013	2001296	Taranisen Behera	2,892.00
5000013	2000881	Oscar Media Services	2,290.00
5000013	2000762	Maruti Associates	647.85
5000013			198.68
5000013	2001343	Truly Pest Solution Pvt. Ltd.	2,290.00
5000013	2002219	Tikeshwar Biswal	3,870.00
5000013	2000306	Debendra Pradhan	4,629.00
5000013			6,560.00
5000013			6,962.00
5000013			7,080.00
5000013	2002245	Amruta Khamari	7,142.00
5000013			9,000.00
5000013	2002462	Abhilash Mishra	9,440.00
5000013			10,478.00
5000013	2001245	Subhas Chandra Som	15,000.00
5000013			15,840.00
5000013	1001554	Sivasakthi Power Services Pvt Ltd	15,887.00
5000013			16,100.00
5000013	2000670	M. Mukthi Nath, Bus Owner	16,178.00
5000013	2001029	Ram Krushna Thapa	18,500.00
5000013	2002186	AJIT MEHER	18,500.00
5000013	2002309	Ranjit Kumar Patel	18,500.00
5000013			18,632.00
5000013	2002245	Amruta Khamari	20,000.00
5000013	2001540	Munindra Kamar	20,102.00
5000013	2002159	Sujit Singh	20,421.08
5000013	2000579	Jogamaya Sahu	21,155.00
5000013	2000674	Calcutta Electric Motors Rewinding	21,160.00
5000013	2000969	Pratap Kumar Samal	24,300.00
5000013			24,500.00
5000013			25,200.00
5000013	2001022	Rajendra Kumar Dash, Advocate	28,320.00
5000013	2000607	Karunakar Sahu	28,420.00
5000013	2001301	Tata Teleservices Ltd.	29,206.00
5000013	2002053	Anjan Kumar Sahu	32,643.84
5000013	2002180	OM SAI SERVICES	35,271.00
5000013	2002219	Tikeshwar Biswal	36,130.00
5000013	1002078	Patel Fly Ash Bricks	37,500.00
5000013	1002058	Fitness Corner	38,801.36
5000013			39,995.00
5000013	2000293	Damodar Nath, Vehicle Owner	40,000.00
5000013	2001822	Khulana Sundari Nayak	40,000.00
5000013			40,000.00
5000013	2002443	Vijay Fire Vehicles And Pumps Limit	41,300.00
5000013			41,890.00
5000013	2002020	Mukesh Tiwari (Advocate)	44,250.00
5000013			44,604.00
5000013			47,082.00



914

5000013			47,199.99
5000013			47,200.00
5000013			47,530.00
5000013	2002180	OM SAI SERVICES	50,456.28
5000013	2001296	Taranisen Behera	51,869.00
5000013			52,577.00
5000013	2000683	Cleen N Cleen	57,297.88
5000013			59,000.00
5000013			61,950.00
5000013			64,192.84
5000013	2002053	Anjan Kumar Sahu	65,287.68
5000013			68,440.00
5000013	2001357	Unique Power Generation Pvt. Ltd.	69,689.39
5000013	2001572	Jogesh Chandra Kar	70,356.00
5000013			70,446.00
5000013			70,800.00
5000013			75,284.00
5000013	2001877	Bharat Pest Management	76,228.00
5000013	2000192	Bijay Kumar Bal	77,195.99
5000013			78,000.00
5000013			81,310.80
5000013			84,205.00
5000013			88,500.00
5000013			90,272.00
5000013	2002230	KPMG	92,978.00
5000013			94,306.00
5000013	2001367	Utkal Udyan Pvt Ltd	99,525.60
5000013			1,03,210.36
5000013			1,10,029.00
5000013			1,11,864.00
5000013	2001296	Taranisen Behera	1,18,858.49
5000013	2000841	Niranjan Kharsel	1,31,652.00
5000013	2001724	Wapcos Ltd	1,45,718.56
5000013	2001998	Central Inst of Mining & Fuel Resea	1,54,790.96
5000013			1,58,343.51
5000013	2002336	PEREGRINE GUARDING PVT LTD	1,58,455.96
5000013	2001296	Taranisen Behera	1,62,649.80
5000013			1,65,241.79
5000013			1,66,510.00
5000013	2000155	Bharat Sanchar Nigam Limited	1,77,000.00
5000013	2002181	SDEAS	1,91,608.02
5000013			1,92,520.44
5000013			1,99,240.00
5000013	2001296	Taranisen Behera	2,06,586.00
5000013	2001510	Tata Communications Ltd.	2,33,050.02
5000013			2,48,782.79
5000013			2,51,340.00
5000013	2000841	Niranjan Kharsel	2,59,694.30
5000013	2000854	Oasis Agro Pvt Ltd	2,63,217.00
5000013			2,68,660.68
5000013	2001041	Ranjan Kumar Bhoi	2,73,166.02
5000013	2000841	Niranjan Kharsel	2,81,861.20
5000013			2,86,272.00
5000013			2,92,052.00
5000013			3,25,475.00
5000013	2001181	Shreenibas Nayak	3,32,565.00
5000013			3,41,545.27
5000013	2000841	Niranjan Kharsel	3,53,950.70
5000013			3,72,901.90
5000013	1001953	United ECO Care Consultant Pvt Ltd	3,77,600.00
5000013			3,89,842.17
5000013			4,17,366.00
5000013			4,18,093.00
5000013	2000248	Central Power Research Inst Kolkata	4,20,788.00
5000013			4,32,506.34

89



915

5000013	2002339	JAY BABA LOKNATH ENTERPRISES	4,63,030.64
5000013			4,68,460.00
5000013			4,84,750.32
5000013			4,90,880.00
5000013			4,93,049.46
5000013			4,98,647.00
5000013	2001701	TRILEGAL - COMMON POOL	4,98,698.00
5000013			5,01,209.83
5000013			5,09,760.00
5000013			5,19,261.68
5000013	2002345	Encotec Energy India Pvt Ltd	5,19,341.14
5000013			5,27,460.00
5000013			5,38,325.00
5000013	2002240	POSOCO-ERLDC (SOC & MOC Charges)	5,82,229.00
5000013	2002341	Melco India Pvt. Ltd. (Odisha)	5,89,015.20
5000013	2002364	Baljeet Constuction	5,95,295.99
5000013	2000786	Mind Mart	5,95,555.63
5000013	2002283	Mamata Hota	5,98,500.00
5000013	2002290	Vodafone Idea Limited	5,98,852.00
5000013			5,99,886.36
5000013	2000854	Oasis Agro Pvt Ltd	6,16,121.00
5000013	2000620	KHFM Hospitality&Facility Managemen	6,19,625.12
5000013			6,38,085.00
5000013	2001898	M S DRILLS	6,39,332.27
5000013			6,49,401.00
5000013	2000314	Development Consultants Pvt Ltd	6,60,800.00
5000013			6,62,511.00
5000013			6,80,540.00
5000013			6,95,253.32
5000013			7,10,918.00
5000013	2002336	PEREGRINE GUARDING PVT LTD	7,12,537.66
5000013	2000670	M. Mukthi Nath, Bus Owner	7,19,891.00
5000013	2000818	Narendra Kumar Panda	7,19,911.49
5000013			7,53,135.00
5000013			7,67,000.00
5000013			7,86,484.54
5000013			8,46,509.03
5000013	2000391	Feedback Infra Pvt.Ltd	8,48,407.00
5000013			8,54,169.55
5000013			8,94,793.00
5000013			9,82,735.00
5000013	2001174	Shree Balaji Engicons Pvt Ltd.	10,00,000.00
5000013			10,61,958.00
5000013			10,80,416.37
5000013	2002345	Encotec Energy India Pvt Ltd	10,87,882.64
5000013	2002336	PEREGRINE GUARDING PVT LTD	10,98,371.50
5000013			10,98,438.03
5000013	2000899	Padmanetra Barik	11,15,283.00
5000013	2001898	M S DRILLS	11,70,351.60
5000013	2001060	Rites Ltd	11,80,000.00
5000013	2002345	Encotec Energy India Pvt Ltd	12,11,291.11
5000013	2000149	Prasanna Pradhan	12,40,065.05
5000013			12,52,498.50
5000013	2001296	Taranisen Behera	12,80,502.50
5000013	2001820	Shilpa Hospitality Services	13,65,942.00
5000013	2000818	Narendra Kumar Panda	13,89,496.64
5000013	4000025	SAFWAY Group Holdings LLC	13,90,225.23
5000013	2002341	Melco India Pvt. Ltd. (Odisha)	14,16,934.48
5000013			14,28,657.46
5000013			14,31,437.34
5000013			15,83,266.00
5000013	2001875	BLACK & VEATCH PRIVATE LIMITED	16,10,208.00
5000013			17,63,959.51
5000013	2001039	Ranchi Security (P) Ltd.	18,28,850.19
5000013	2000762	Maruti Associates	18,69,626.05

90



916

5000013			19,11,177.91
5000013	2001039	Ranchi Security (P) Ltd.	19,88,316.27
5000013			20,04,537.00
5000013			21,04,689.30
5000013			21,45,719.23
5000013			21,65,715.00
5000013			25,19,303.86
5000013	2001334	Trayi Consulting Pvt. Ltd	26,66,829.63
5000013	4000025	SAFWAY Group Holdings LLC	28,65,167.84
5000013	2000149	Prasanna Pradhan	31,70,422.85
5000013			33,25,564.53
5000013	2002379	Gayatri Agency	38,04,201.55
5000013			39,11,052.95
5000013	2000651	Larsen & Toubro Ltd	42,37,804.00
5000013	2002341	Melco India Pvt. Ltd. (Odisha)	47,05,000.14
5000013			47,36,938.00
5000013			50,01,079.00
5000013			50,18,532.94
5000013	2001758	UNITED RAIL ROAD CONSULTANTS PVT	54,58,738.70
5000013	2002208	Society for Action in Community Hea	58,23,416.99
5000013	2002246	Power Grid Corporation of India Ltd	58,44,815.00
5000013	4000025	SAFWAY Group Holdings LLC	68,40,637.00
5000013	2001061	Rites Ltd (Unit 3 & 4)	74,34,000.00
5000013	2001815	SRINIBAS PRADHAN	85,88,233.47
5000013			86,16,488.75
5000013			92,42,706.52
5000013	2000314	Development Consultants Pvt Ltd	96,59,527.00
5000013	1001554	Sivasakthi Power Services Pvt Ltd	1,11,62,857.37
5000013	2002428	Tech Mahindra Ltd	1,13,86,236.00
5000013	2002236	Power System Operation Corp. Ltd- D	3,02,18,571.04
5000013	2002258	Driplex Water Engineering Pvt. Ltd.	3,75,72,499.71
5000013	2001174	Shree Balaji Engicons Pvt Ltd.	8,07,11,974.35
5000013	2000166	Bhel -New Delhi (Project-3 & 4)	8,99,28,070.00
5000013	2000651	Larsen & Toubro Ltd	23,20,01,297.97
1086002		Provision For Stores & Spares Received	411350218.4
5000002		Freght Clearing A/c	24917261.1
1086007		Provision for TDS	12,78,293.00
Total			3,44,40,97,893.30





Nag & Associates
Chartered Accountants

917
Head Office : C/52, Ground Floor,
Baramunda Housing Board Colony (HIG)
Bhubaneswar, Pin-751 003
Odisha, India
Telefax : + 91 - 674 - 2355022
E-mail : nagandassociates@gmail.com
nagandassociates@yahoo.com

INDEPENDENT AUDITORS' REPORT

To
The Board of Directors
Odisha Power Generation Corporation Limited
Zone -A & Module C/2, 7th Floor Fortune Towers
Chandrasekharpur, Bhubaneswar-751023

Report on the Special Purpose Condensed Interim Financial Statements

We have audited the accompanying Special Purpose Condensed Interim Financial Statements of Odisha Power Generation Limited ("the Company"), which comprise the Special Purpose Condensed Interim Balance Sheet as at 21st August 2019 (date of COD of Unit-IV of the Company), and the Special Purpose Condensed Interim Statement of Profit and Loss for the period ended on that date, and a summary of significant accounting policies and other explanatory information (together hereinafter referred to as the "Special Purpose Audited Condensed Interim Financial Statements"). The audit has been conducted at the specific request of the company to comply with the requirement of filing of tariff petition with Odisha Electricity Regulatory Commission.

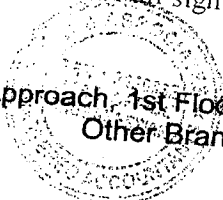
Management's Responsibility for the Special Purpose Condensed Financial Statements

The Company's management is responsible for the preparation and presentation of these Special Purpose Audited Condensed Interim Financial Statements in accordance with the basis of accounting described in Note to these Special Purpose Audited Condensed Interim Financial Statements, which have been approved by the Company's Board of Directors. Our responsibility is to express a opinion on these Special Purpose Audited Condensed Interim Financial Statements based on our audit.

Auditor's Responsibility

We conducted our audit of the Special Purpose Condensed Interim Financial Statements in accordance with the Standards on Auditing issued by the Institute of Chartered Accountants of India. Those Standards require that we comply with ethical requirements and plan and perform the audit to obtain reasonable assurance about whether the financial statements are free from material misstatement. An audit of Interim Financial information consists of making inquiries, primarily of persons responsible for financial and accounting matters, and applying analytical and other audit procedures. Audit of Interim Financial Statements is substantially less in scope than an audit conducted in accordance with the Standards on Auditing specified under section 143(10) of the Companies Act, 2013 (the Act), and consequently, does not enable us to obtain assurance that we would become aware of all significant matters that might be identified in and audit

Branch at Kolkata
2, Chowringhee Approach, 1st Floor, Kolkata - 700072 • Ring : + 91 - 33 - 2212 5217 / 2212 7008
Other Branches at : New Delhi, Patna & Dhanbad



918

Basis of Accounting and restriction on distribution or use

We draw attention to the notes to the Special Purpose Audited Condensed Interim Financial Statements which describes the basis of accounting used for the preparation of these Special Purpose Audited Condensed Interim Financial Statements. The Special Purpose Audited Condensed Interim Financial Statements have been prepared by the Company's Management solely to assist the Management of the Company to file its tariff petition with the Odisha Electricity Regulatory Commission. It may not be suitable for other purpose. The audit report is solely for the aforementioned purpose and accordingly should not be used, referred to or distributed for any other purpose or to any other party without our written consent. Further we do not accept or assume any liability or any duty of care for any other purpose for which or to any other person to whom this audit report is shown to into whose hands it may come without our prior consent in writing.

For Nag & Associates
Chartered Accountants
FRN-312063E

(S. P. Padhi)
Partner

M.No:-053292

UDIN: 20053292AAAABA3600

Place:-Bhubaneswar

Date :-03.12.2020



Odisha Power Generation Corporation Limited
Interim Special Purpose Balance Sheet as at August 21, 2019

919

Particulars		Note No.	As at August 21, 2019	As at March 31, 2019
ASSETS				(Rupees in Lakh)
1	Non-current assets			
	a. Property, Plant and Equipment	3	8,70,455.99	68,786.80
	b. Capital work-in-progress - Tangible	4	1,08,284.61	8,73,853.23
	c. Other Intangible assets	5	1,007.94	701.06
	d. Intangible assets under development	6	114.94	114.94
	e. Financial Assets			
	(i) Investments	7	15,300.00	15,300.00
	(ii) Loans and Advances	8	1,170.25	1,006.10
	f. Other non-current assets	9	51,680.97	26,638.41
	Total non-current assets		10,48,014.70	9,86,400.54
2	Current assets			
	a. Inventories	10	17,383.52	5,882.96
	b. Financial Assets			
	(i) Trade receivables	11	32,456.65	34,835.41
	(ii) Cash and cash equivalents	12	91.64	3,960.98
	(iii) Bank Balances other than (ii) above	12	16,344.86	29,241.18
	(iv) Loans	13	4.35	175.61
	(v) Others	14	877.92	720.44
	c. Current Tax Assets (Net)	15	3,567.66	3,058.08
	d. Other current assets	16	24,532.56	5,692.72
	Total Current Assets		95,259.16	83,567.38
	TOTAL ASSETS		11,43,273.86	10,69,967.92
	EQUITY AND LIABILITIES			
	EQUITY			
	a. Equity Share capital	17	1,82,249.74	1,82,249.74
	b. Other Equity	18	1,25,059.97	1,29,983.22
	Total equity		3,07,309.71	3,12,232.96
	LIABILITIES			
1	Non-current liabilities			
	a. Financial Liabilities			
	(i) Trade Payables			
	- Total Outstanding dues of micro and small enterprises			
	- Total Outstanding dues of creditors other than micro and small enterprises			
	(ii) Borrowings	19	7,26,468.77	6,88,283.48
	(iii) Other financial liabilities	20	3,404.17	574.44
	b. Provisions	21	461.06	6,764.57
	c. Deferred tax liabilities (Net)	22	1,022.36	1,022.36
	Total non-current Liabilities		7,31,356.36	6,96,644.85
2	Current liabilities			
	a. Financial Liabilities			
	(i) Trade Payables			
	- Total Outstanding dues of micro and small enterprises	23		5.79
	- Total Outstanding dues of creditors other than micro and small enterprises	23	26,479.45	4,834.02
	(ii) Borrowings	24	13,578.29	
	(iii) Other financial liabilities	25	55,860.75	45,676.09
	b. Other current liabilities	26	484.24	1,352.91
	c. Provisions	27	8,205.06	2,023.50
	d. Current Tax Liabilities (Net)	15		7,197.80
	Total Current Liabilities		1,04,607.79	61,090.11
	TOTAL EQUITY AND LIABILITIES		11,43,273.86	10,69,967.92
Notes forming part of the financial statements			1-37	

In terms of our report attached.

For Nag & Associates
Chartered Accountants

(S.P. Padhi)
Partner

FRN : 312063E
Membership No: 053292

Place : Bhubaneswar

Date : 03.12.2020



(Pravakar Mohanty)
Director Finance

(Indranil Dutta)
Managing Director



Odisha Power Generation Corporation Limited
Interim Special Purpose Statement of Profit and Loss for the Period Ended August 21, 2019

920

		(Rupees in Lakh)	
	Particulars	Note No.	Period ended August 21, 2019
I	Revenue from Operations		Year ended March 31, 2019
II	Other Income	28	
III	Total Income (I + II)	29	
IV	Expenses		
	a. Cost of materials consumed	30	
	b. Employee benefit expenses	31	
	c. Finance costs	32	
	d. Depreciation and amortization expenses	33	
	e. Impairment losses	34	
	f. Other expenses	35	
	Total expenses (IV)		
V	Profit before exceptional items and tax (III - IV)		
VI	Exceptional Items		
VII	Profit before tax (V-VI)		
VIII	Tax Expenses:		
	(i) Current tax		
	(ii) Tax of earlier years		
	(iii) Deferred tax		
	Total tax expenses		
IX	Profit for the period/year (VII - VIII)		
X	Other Comprehensive Income / (Losses)		
	(i) Items that will not be reclassified to profit and loss		
	Remeasurements of the defined benefit plans		
	(ii) Income tax relating to items that will not be reclassified to profit and loss		
	(i) Items that will be reclassified to profit and loss		
	(ii) Income tax relating to items that will be reclassified to profit and loss		
	Total Comprehensive Income / (Losses)		
XI	Total Comprehensive Income / (Losses) for the year (IX+X) (Comprising Loss and Other Comprehensive Income for the year)		
XII	Earnings per equity share:- Basic and diluted (Rs)	36	
XIII	Notes forming part of the financial statements	1-37	

In terms of our report attached.

For Nag & Associates
Chartered Accountants

(S.P. Padhi)
Partner
FRN : 312063E
Membership No: 053292

Place : Bhubaneswar
Date : 03.12.2020



(Pravakar Mohanty)
Director Finance

(Indranil Dutta)
Managing Director




1. **General Corporate Information:**

Odisha Power Generation Corporation Limited ("the Company") incorporated in India with its registered office at Bhubaneswar, Odisha, India. The main objective of Company is of establishing, operating & maintaining large thermal power generating stations.

The vision of the Company is to be a world-class power utility committed to generate clean, safe and reliable power, enhancing value for all stake holders and contributing to National growth.

The functional and presentation currency of the Company is Indian Rupee ("INR") which is the currency of the primary economic environment in which the Company operates.

The Accounting Policy to form part of the financial statements for the Period ended August 21, 2019 is in line with the Accounting Policy approved by the Board of Directors for the year 2019-20



2. Significant Accounting Policies

The significant accounting policies applied by the Company in preparation of its financial statements are listed below. Such accounting policies have been applied consistently to all the periods presented in these financial statements and preparing the opening Ind AS financial statement as at April 1, 2015 for purpose of transitions to Ind AS, unless otherwise indicated.

2.1 Basis of preparation

The financial statements of the Company have been prepared in accordance with Ind AS and relevant provisions of the Companies Act, 2013 (to the extent notified and applicable).

The Company has adopted all the applicable Ind AS and such adoption was carried out in accordance with Ind AS 101 – First Time Adoption of Indian Accounting Standards. The Company has transitioned from Indian GAAP which is its previous GAAP, as defined in Ind AS 101 with necessary disclosures relating to reconciliation of Shareholders' equity and the comprehensive net income as per Previous GAAP to Ind AS.

The financial statements have been prepared under the historical cost convention with the exception of certain assets and liabilities that are required to be measured at fair values by Ind AS. Fair value is the price that would be received to sell an asset or paid to transfer a liability in an orderly transaction between market participants at the measurement date. Historical cost is generally based on the fair value of the consideration given in exchange for goods and services.

All assets and liabilities have been classified as current or non-current as per Company's operating cycle and other criteria set out in Schedule-III of the Companies Act 2013. Based on the nature of business, the Company has ascertained its operating cycle as 12 months for the purpose of Current or noncurrent classification of assets and liabilities.

2.2 Changes in accounting policies and disclosures

New and amended standards

The accounting policies adopted in the preparation of the Financial Statements are consistent with those followed in the preparation of the Company's annual financial statements for the year ended 31st March 2019, except for the adoption of new standard effective as of 1st April, 2019. The Company has not early adopted any other standard, interpretation or amendment that has been issued but is not yet effective. In addition to Ind AS 116 - "Leases", which is applicable for the first time, several other amendments and interpretations apply for the first time from 1st April, 2019, but do not have an impact on the Financial Statements of the Company.

2.2.1 Ind AS 116 – "Leases"

Ind AS 116 supersedes Ind AS 17 "Leases". The standard sets out the principles for the recognition, measurement, presentation and disclosure of leases and requires lessees to account for all leases under a single on-balance sheet model. Effective 1st April, 2019, the Company adopted Ind AS 116 "Leases" and applied to all lease contracts, identified under Ind AS 17, existing on 1st April, 2019 using the modified retrospective method on the date of initial application. Pursuant to adoption of Ind AS 116, the Company recognised right-of-use assets and lease liabilities for those leases which were previously classified as operating leases, except for short-term leases and leases of low-value assets. The Company recorded the lease liability at the present value of the lease payments at the date of initial application and right-of-use asset at an amount equal to the lease liability adjusted for any prepayments/ accruals recognised in the balance sheet as on 31st March, 2019. There is no impact on retained earnings as on 1st April, 2019.



Pursuant to above, the Company recognized right-of-use asset and lease liability as at 1st April, 2019 amounting to Rs 1178. 30 Lakh and Rs Nil Lakh respectively as all the payments towards lease liability already made at the time of lease agreement.

Set out below are the new accounting policies of the Company upon adoption of Ind AS 116, which have been applied from the date of initial application:

- **Right-of-use assets:** The Company recognises right-of-use assets at the commencement date of the lease. Right-of-use assets are measured at cost, less any accumulated depreciation and impairment losses, and adjusted for any remeasurement of lease liabilities. The cost of right-of-use assets, which comprises the initial amount of the lease liability, initial direct costs incurred, and lease payments made at or before the commencement date less any lease incentives received. Unless the Company is reasonably certain to obtain ownership of the leased asset at the end of the lease term, the recognised right-of-use assets are depreciated on a straight-line basis over the lower of its estimated useful life and the lease term. Right-of-use assets are subject to impairment
- **Lease liabilities:** At the commencement date of the lease, the Company recognises lease liabilities measured at the present value of lease payments to be made over the lease term. The lease payments include fixed payments less any lease incentives receivable, variable lease payments that depend on an index or a rate, and amounts expected to be paid under residual value guarantees. The lease payments also include the exercise price of a purchase option reasonably certain to be exercised by the Company and payments of penalties for terminating a lease, if the lease term reflects the Company exercising the option to terminate. The variable lease payments that do not depend on an index or a rate are recognised as expense in the period on which the event or condition that triggers the payment occurs. In calculating the present value of lease payments, the Company uses the incremental borrowing rate at the lease commencement date if the interest rate implicit in the lease is not readily determinable. After the commencement date, the amount of lease liabilities is increased to reflect the accretion of interest and reduced for the lease payments made. In addition, the carrying amount of lease liabilities is remeasured if there is a modification, a change in the lease term, a change in the in-substance fixed lease payments or a change in the assessment to purchase the underlying asset.
- **Short-term leases and leases of low-value assets:** The Company applies the short-term lease recognition exemption to its short-term leases (i.e., those leases that have a lease term of 12 months or less from the commencement date and do not contain a purchase option). It also applies recognition exemption to leases for which the underlying asset is of low value. Lease payments on short-term leases and leases of low-value assets are recognised as expense on a straight-line basis over the lease term.

Lessor accounting under Ind AS 116 is substantially unchanged compared to Ind AS 17. Therefore, Ind AS 116 did not have an impact for leases where the Company is lessor

The Company has not early adopted any standards or amendments that have been issued but are not yet effective.

2.2.2 Amendments to Ind AS 12 'Income taxes'

The first amendment requires an entity to create a corresponding liability for Dividend Distribution Tax (DDT) when it recognises a liability to pay a dividend. The liability for DDT shall be recorded in statement of profit & loss, other comprehensive income or equity, as the case may be.



The second amendment (Appendix C of Ind AS12) relates to tax consequence of an item whose tax treatment is uncertain. Tax treatment of an item is considered as uncertain when there is uncertainty whether the relevant taxation authority will accept the tax treatment of that item or not. If there is uncertainty over tax treatment of an item an entity should predict the resolution of the uncertainty. If it is probable that the taxation authority will accept the tax treatment, there will be no impact on the amount of taxable profits/losses, tax bases, unused tax losses/credits and tax rates. In vice-versa case, the entity shall show the effect of the uncertainty for each uncertain tax treatment on amount of related items by using either the most likely outcome or the expected outcome of the uncertainty.

2.2.3 Amendment to Ind AS 19 'Employee benefits'

The amendments to the guidance in Ind AS 19, 'Employee Benefits', in connection with accounting for plan amendments, curtailments and settlements require an entity:

- to use updated assumptions to determine current service cost and net interest for the remainder period of a plan amendment, curtailment or settlement; and
- to recognise in profit or loss as part of past service cost, or a gain or loss on settlement, any reduction in a surplus, even if that surplus was not previously recognised because of the impact of the asset ceiling.

2.2.4 Amendment to Ind AS 23 'Borrowing Costs'

The amendments to the guidance in Ind AS 23, 'Borrowing Costs', clarifies the following:


- while computing the capitalisation rate for funds borrowed generally, borrowing costs applicable to borrowings made specifically for obtaining a qualified asset should be excluded, only until the asset is ready for its intended use or sale.
- borrowing costs (related to specific borrowings) that remain outstanding after the related qualifying asset is ready for its intended use or sale would subsequently be considered as part of the general borrowing costs.

2.3 Use of estimates and critical accounting judgments.

These financial statements have been prepared based on estimates and assumptions in conformity with the recognition and measurement principles of Ind AS.

In preparation of financial statements, the company makes judgments, estimates and assumptions that may impact the application of accounting policies and the reported value of assets, liabilities, income, expenses and related disclosures concerning the items involved as well as contingent assets and liabilities at the balance sheet date. The estimates and management's judgments are based on historical experience and other factors considered reasonable and prudent in the circumstances. They are formulated when the carrying amount of assets and liabilities is not easily determined from other sources. Actual results may differ from these estimates.

The estimates and underlying assumptions are reviewed on an ongoing basis. Revisions to accounting estimates are recognized in the period in which the estimates are revised and any future periods affected. Significant judgements and estimates relating to the carrying amount of assets and liabilities, while evaluating / assessing useful lives of property, plant and equipment, impairment of property, plant and equipment, impairment of investments, provision for employee benefits and other provisions, recoverability of deferred tax assets, commitments and contingencies is considered.



Key sources of estimation of uncertainty at the reporting date, which may cause a material adjustment to the carrying amounts of assets and liabilities for future years are provided in at para 2.22.

2.4 Cash and cash equivalent.

Cash and cash equivalents in the balance sheet comprises of cash at banks, cash in hand and short-term deposits with original maturity of three months or less, which are subject to an insignificant risk of changes in value, unrestricted for withdrawal and usage.

2.5 Cash Flow Statement

Cash flow is reported using the indirect method, where by profit / (loss) before extra-ordinary items and tax is adjusted for the effect of transactions of non-cash nature and any deferrals or accruals of past or future cash receipts or payments. For the purposes of the Cash Flow Statement, cash and cash equivalents as defined above is the net of outstanding bank overdrafts. In the balance sheet, the bank overdrafts are shown under borrowings in current liabilities.

2.6 Investments in subsidiaries, associates and joint ventures

SUBSIDIARY - A subsidiary is an entity that is controlled by another entity. Control is achieved when the Company, has power over the investee, is exposed, or has rights, to variable returns from its involvement with the investee; and has the ability to use its power to affect its returns.

The Company reassesses whether or not it controls an investee if facts and circumstances indicate that there are changes to one or more of the three elements of control listed above.

ASSOCIATE - An associate is an entity over which the Company has significant influence. Whereas significant influence is the power to participate in the financial and operating policy decisions of the investee but is not control or joint control over those policies.

INTERESTS IN JOINT VENTURES - A joint venture is a joint arrangement whereby the parties that have joint control of the arrangement have rights to the net assets of the joint arrangement. Joint control is the contractually agreed sharing of control of an arrangement, which exists only when decisions about the relevant activities require unanimous consent of the parties sharing control.

Investment in subsidiaries, associates and joint ventures are measured at cost in accordance with Ind AS 27 – Separate Financial Statements, less any impairment in net recoverable value that has been recognised in profit or loss.

2.7 Property, Plant and Equipment and Intangible Assets (Other than goodwill)

Tangible Assets:

Property, plant and equipment held for use in the production or/ and supply of goods or services, or for administrative purposes, are measured at cost, less any subsequent accumulated depreciation and impairment loss, if any. Such cost comprises purchase price (net of recoverable taxes, trade discount and rebate etc.), borrowing cost, and any cost directly attributable to bringing the assets to its location and condition for intended use.

Expenditure incurred on development of freehold land is capitalized as part of the cost of the land. Deposits, payments / liabilities made provisionally towards compensation, rehabilitation and other expenses relatable to land in possession are treated as cost of land.

In case of self-constructed assets, cost includes the costs of all materials used in construction, direct labour, allocation of overheads, borrowing costs if any attributable to such construction.



Deposit works/cost plus contracts are accounted for on the basis of statements of account received from the contractors and verified & accepted by the company.

In the case of assets put to use, where final settlement of bills with contractors are yet to be effected, capitalization is done on provisional basis subject to necessary adjustment, if any, in the year of final settlement.

Unsettled liabilities for price variation in case of contracts are accounted for on estimated basis as per terms of the contracts.

Assets and systems common to more than one generating unit are capitalized on the basis of engineering estimates / assessments.

Spare parts having unit value of more than Rs 5 lakh that meets the criteria for recognition as Property, plant and equipment are recognized as Property, plant and equipment. Other spare parts are carried as inventory and recognised in the statement of profit and loss on consumption.

Intangible Assets:

Intangible assets acquired are reported at cost less accumulated amortization and accumulated impairment losses. Intangible assets having finite useful lives are amortized over their estimated useful lives, whereas intangibles assets having infinite useful lives is not amortized. The estimated useful life and amortization method are reviewed at the end of each annual reporting period, with the effect of any changes in estimate being accounted for on a prospective basis.

Subsequent expenditure:

Subsequent costs are included in the assets carrying amount or recognized as a separate asset, as appropriate, only when it is probable that future economic benefits associated with the item will flow to the entity and the cost of the item can be measured reliably.

Expenditure on major maintenance or repairs including cost of replacing the parts of assets and overhaul costs where it is probable that future economic benefits associated with the item will be available to the Company, are capitalized and the carrying amount of the item so replaced is derecognized. Similarly, overhaul costs associated with major maintenance are capitalized and depreciated over their useful lives where it is probable that future economic benefits will be available and any remaining carrying amounts of the cost of previous overhauls are derecognized.

The costs of the day-to-day servicing of property, plant and equipment is recognized in the statement of profit and loss as incurred.

Decommissioning costs

The present value of the expected cost for the decommissioning of the asset after its use is included in the cost of the respective asset if the recognition criteria for a provision are met.

Capital work-in-progress

Expenditure incurred on construction of assets which are not ready for their intended use are carried at cost less impairment (if any) under Capital Work-in progress. The cost includes purchase cost of materials / equipment's duties and nonrefundable taxes, any directly attributable costs and Interest on borrowings used to finance the construction of assets.



Capital expenditure on assets not owned by the company related to generation of electricity business is reflected as a distinct item in capital work-in-progress till the period of completion and ready for the intended use and, thereafter, under Property, plant and equipment. However, similar expenditure for CSR / community development is charged off to revenue

Expenses for assessment of new potential projects incurred till and for the purpose of making investment decision are charged to revenue.

Expenses incurred relating to project, net of income earned during project development stage prior to its intended use are considered as expenditure during construction / trial run and disclosed under Capital-work-in-Progress.

Depreciation & Amortization:

Depreciation is recognised in statement of profit and loss on a straight-line basis over the estimated useful lives of each part of an item of property, plant and equipment. Freehold Land is not depreciated. Premium paid on leasehold land including land development and rehabilitation expense are amortized over 30 years by taking its useful life.

Capital expenditure on assets laid on land not owned by the company as mentioned above is amortized over a period of its useful life.

Depreciation is provided on a straight-line basis over the useful lives of assets, which is in accordance with Schedule II of Companies Act, 2013 or based upon technical estimate made by the Company.

Depreciation on the following assets are provided over estimated useful life as ascertained based on internal assessment and independent technical evaluation that the useful lives as best represent the period over which Company expects to use these assets. Hence the useful lives for these assets are different from the useful life as prescribed under part C of Schedule II of the Companies Act 2013.

Tangible Assets:

Particulars	Depreciation / amortization
Plant & Equipment (BTG & BOP)	Over a period of 30 years
Leasehold Land	Over the lease period or 30 years whichever is less. In absence of finalization of lease period, amortization made over a period of 30 years.
Ash Ponds	Over remaining period of useful life, evaluated on the basis of technical estimate made annually which includes the estimates of generation, utilization and increase of capacity in future years.
Porta Cabin	Over a period of five years
Tools and Tackles	Over a period of five years
CMT Colony Buildings	Over a period of 30 Years

Intangible Assets

Particulars	Depreciation / amortization
Computer software / licenses	Over a period of legal right to use subject to maximum ten years.

The estimated useful lives and residual values are reviewed at each year end, with the effect of any changes in estimate, accounted for on a prospective basis. Each component of an item of



property, plant and equipment with a cost that is significant in relation to the total cost of that item is depreciated separately if its useful life differs from the others components of the asset.

Property, plant and equipment including tools and tackles costing up to Rs. 5,000/- are fully depreciated in the year in which it is for put to use.

Physical verification of Fixed Assets are undertaken in a phased manner by the management over a period of three years. The discrepancies noticed, if any, are accounted for in the year in which such differences are found.

Disposal and derecognition of assets

An item of property, plant and equipment and intangible asset is derecognized upon disposal or when no future economic benefits are expected to arise from the continued use of the asset. Any gain or loss arising on the disposal or retirement of an item of property, plant and equipment is determined as the difference between the proceeds from disposal, if any and the carrying amount of the asset and is recognized in profit or loss.

2.8 Impairment of tangible and intangible assets

At the end of each reporting period, the Company reviews the carrying amounts of its tangible and intangible assets to determine whether there is any indication that those assets have suffered an impairment loss. If any such indication exists, the recoverable amount of asset is reviewed in order to determine the extent of the impairment loss if any.

Where an asset does not generate cash flows that are largely independent of those from other assets, the Company estimates the recoverable amount of the cash generating unit (CGU) to which the asset belongs. Thermal Power Plant and each Mini Hydel Project are separately considered as cash generating units for determination of impairment of assets.

Intangible assets with an indefinite useful life are tested for impairment annually and whenever there is an indication that the assets may be impaired.


Recoverable amount is the higher of fair value less cost to sell and value in use. In assessing value in use, the estimated future cash flows are discounted to their present value using a pre-tax discount rate, that reflects current market assessments of time value of money and the risks specific to the asset for which the estimation of future cash flows have not been adjusted. An impairment loss is recognized in the statement of profit and loss as and when the carrying amount of an asset exceeds its recoverable amount.

When an impairment loss subsequently reverses, the carrying amount of asset (or cash generating unit) is increased to the revised estimate of its recoverable amount so that the increased carrying amount does not exceed the carrying amount that would have been determined if there had no impairment loss been recognized for the asset (or a cash generating unit) in prior year. A reversal of an impairment loss is recognized in the statement of profit and loss immediately.

2.9 Foreign Currency Transactions

Transactions in foreign currencies are initially recorded in reporting currency i.e. Indian Rupees, using the exchange rates prevailing on the dates of the transactions. Monetary assets and liabilities denominated in foreign currencies are retranslated at the rates of exchange prevailing at the end of the reporting period. Non-monetary items are measured at historical cost.

Exchange differences arising on monetary items are recognized in the statement of profit and loss in the period in which they arise.



2.10 Provisions, Contingent Liabilities and Contingent Assets

929

Provisions are recognized when the Company has a present obligation (legal or constructive) as a result of a past event which is expected to result in an outflow of resources embodying economic benefits which can be reliably estimated.

The amount recognized as a provision is the best estimate of the expenditure required to settle the present obligation at the balance sheet date, taking into account the risks and uncertainties surrounding the obligation. When appropriate, provisions are measured on a discounted basis. The discount rate used is a pre-tax rate that reflects current market assessments of the time value of money in that jurisdiction and the risks specific to that liability.

Onerous contracts

A provision for onerous contracts is recognized when the expected benefits to be derived by the Company from a contract are lower than the unavoidable cost of meeting its obligations under the contract. The provision is measured at the present value of the lower of the expected cost of terminating the contract and the expected net cost of continuing with the contract.

Restoration, rehabilitation and decommissioning

An obligation to incur restoration, rehabilitation and environmental costs arises when environmental disturbance is caused by the development or ongoing production of power and other manufacturing facilities.

If recognized, such costs are discounted to net present value and are provided for and a corresponding amount is capitalized at the start of each project, as soon as the obligation to incur such costs arises. These costs are charged to the statement of profit or loss over the life of the operation through the depreciation of the asset and the unwinding of the discount on the provision. The cost estimates are reviewed periodically and are adjusted to reflect known developments which may have an impact on the cost estimates or life of operations. The cost of the related asset is adjusted for changes in the provision due to factors such as updated cost estimates, changes to lives of operations, new disturbance and revisions to discount rates. The adjusted cost of the asset is depreciated prospectively over the lives of the assets to which they relate. The unwinding of the discount is shown as finance and other cost in the statement of profit or loss.

Environmental liabilities


Environment liabilities are recognized when the company becomes obliged, legally or constructively to rectify environmental damage or perform remediation work.

Litigation

Provision is recognized once it has been established that the Company has a present obligation based on consideration of the information which becomes available up to the date on which the Company's financial statements are finalized.

Contingent Liabilities and Assets:

Contingent liabilities are possible obligations that arise from past events and whose existence of which will be confirmed only on occurrence or non-occurrence of one or more future uncertain events not wholly within the control of the Company. Where it is not probable that an outflow of economic benefits will be required to settle the obligations, or the amount cannot be measured with sufficient reliability, the obligation is disclosed as a contingent liability, unless the possibility of any outflow in settlement is remote. Contingent liabilities are disclosed on the



basis of judgment of the management / independent experts. These are reviewed at each balance sheet date and are adjusted to reflect the current management estimate.

Contingent assets are possible assets that arise from past events and whose existence will be confirmed only by the occurrence or non-occurrence of one or more uncertain future events not wholly within the control of the Company. Contingent assets are disclosed in the financial statements when inflow of economic benefits is probable on the basis of judgment of management. These are assessed continually to ensure that developments are appropriately reflected in the financial statements.

2.11 Leases

The Company determines whether an arrangement contains a lease by assessing whether the fulfilment of a transaction is dependent on the use of a specific asset and whether the transaction conveys the right to use that asset to the Company in return for payment. Where this occurs, the arrangement is deemed to include a lease and is accounted for accordingly.

Leases are classified as finance leases whenever the terms of the lease transfers substantially all the risks and rewards of ownership to the lessee. All other leases are classified as operating leases.

The Company as lessee.

The Company's lease asset classes primarily consist of leases for land, plant & equipment, buildings and offices. The Company assesses whether a contract contains a lease, at the inception of a contract. Assets held under finance leases are initially recognised as assets of the Company at their fair value at the inception of the lease or, if lower, at the present value of the minimum lease payments. The corresponding liability to the lessor is included in the balance sheet as a finance lease obligation. For short-term leases, non-lease components and lease of low value assets, the Company recognizes the lease rental payments as an operating expense.

Certain lease arrangements include the options to extend or terminate the lease before the end of the lease term. ROU assets and lease liabilities includes these options when it is reasonably certain that they will be exercised.

The right-of-use assets are initially recognized at cost, which comprises the initial amount of the lease liability adjusted for any lease payments made at or prior to the commencement date of the lease plus any initial direct costs. They are subsequently measured at cost less accumulated depreciation and impairment losses, if any. An impairment loss is recognized where applicable, when the carrying value of ROU assets of cash generating units exceeds its fair value or value in use, whichever is higher.

Right-of-use assets are depreciated from the commencement date on a straight-line basis over the lease term. The lease liabilities are initially measured at the present value of the future lease payments.

The Company as lessor

Leases for which the Company is a lessor is classified as a finance or operating lease. Whenever the terms of the lease transfer substantially all the risks and rewards of ownership to the lessee, the contract is classified as a finance lease. All other leases are classified as operating leases.

The Company has the following policy applicable till 31st March 2019 Ind As -17 "Leases".

A lease is classified as a finance or an operating lease as applicable.



Operating lease: Rental income from operating leases is recognized in the statement of profit and loss on a straight-line basis over the term of the relevant lease unless another systematic basis is more representative of the time pattern in which economic benefits from the leased asset is diminished. Initial direct costs incurred in negotiating and arranging an operating lease are added to the carrying amount of the leased asset and recognized on a straight-line basis over the lease term.

Finance lease: When assets are leased out under a finance lease, the present value of the minimum lease payments is recognized as a receivable. The difference between the gross receivable and the present value of the receivable is recognized as an unearned finance income. Lease income is recognized over the term of the lease using the net investment method before tax, which reflects a constant periodic rate of return.

2.12 Inventories

Cost of Inventories includes purchase price, nonrefundable taxes & duties and other directly attributable costs incurred in bringing the same to their present location and condition.

Inventories of construction materials, raw materials, stores, chemicals, spare parts and loose tools are valued at lower of cost determined on weighted average basis and net realizable value. Materials in transit and materials pending for inspection are valued at cost.

The diminution in the value of unserviceable, obsolete and surplus stores and spares is ascertained on the basis of annual review and provided for in the statement of profit and loss.

Transit and handling losses /gain arises on physical verification including carpeting of coal are included in the cost of coal. Carpeting of coal during pre-commissioning period is treated as inventory and charged off to cost in the first year of operation.

Handling losses including sludge of oil as per company norms are included in the cost of oil.

2.13 Trade receivable

Trade receivables are amounts due from customers for sale of electrical energy in the ordinary course of business.

Trade receivables are measured at their transaction price unless it contains a significant financing component in accordance with Ind AS 115 (or when the entity applies the practical expedient) or pricing adjustments embedded in the contract. Loss allowance for expected life time credit loss is recognized on initial recognition.

2.14 Financial Instruments

Financial assets and liabilities are recognized when the Company becomes a party to the contractual provisions of the instrument. Financial assets and liabilities are initially measured at fair value. Transaction cost that are directly attributable to the acquisition or issue of financial assets and financial liabilities (other than financial assets and financial liabilities at fair value through profit or loss) are added to or deducted from the fair value measured on initial recognition of financial asset or financial liabilities.

Financial assets at amortized cost

Financial assets are subsequently measured at amortized costs if these financial assets are held within a business model whose objective is to hold these assets in order to collect contractual cash flows and the contractual terms of the financial assets give rise on specified dates to cash flows that are solely payments of principal and interest on the principal amount outstanding.

Financial assets at fair value through other comprehensive income (FVTOCI)

Financial assets are measured at fair value through other comprehensive income if these financial assets are held within a business model whose objective is achieved by both collecting contractual cash flows and selling financial assets and contractual term of the financial assets



932

give rise on specified days to cash flows that are solely payment of principals and the interest on principal amount outstanding.

Financial assets at Fair value through Profit or loss (FVTPL)

Financial assets are measured at fair value through profit or loss unless it is measured at amortized cost or at fair value through other comprehensive item on initial recognition. The transaction cost directly attributable to the acquisition of financial assets and liabilities at fair value through profit or loss are immediately recognized in the statement of profit or loss.

Financial liabilities and equity instruments issued by the Company

Financial Liabilities

Trade and other payables are initially measured at fair value, net of transaction costs, and are subsequently measured at amortized cost, using the effective interest rate method.

Other financial liabilities are measured at amortized cost using the effective interest method.

Equity instruments

An equity instrument is any contract that evidences a residual interest in the assets of an entity after deducting all of its liabilities. Equity instruments issued by the Company are recognized at the proceeds received, net of direct issue costs.

Compound instruments

The component parts of compound instruments (convertible instruments) issued by the Company are classified separately as financial liabilities and equity in accordance with the substance of the contractual arrangement. At the date of issue, the fair value of the liability component is estimated using the prevailing market interest rate for a similar non-convertible instrument. This amount is recorded as a liability on an amortized cost basis using the effective interest method until extinguished upon conversion or at the instrument's maturity date. The equity component is determined by deducting the amount of the liability component from the fair value of the compound instrument as a whole. This is recognized and included in equity, net of income tax effects, and is not subsequently re-measured.

Financial guarantee contract liabilities

Financial guarantee contract liabilities are initially measured at their fair values and, if not designated as at FVTPL, are subsequently measured at the higher of:

- the amount of the obligation under the contract, as determined in accordance with IND AS 37 - Provisions, Contingent Liabilities and Contingent Assets; and
- the amount initially recognized less, where appropriate, cumulative amortization recognized in accordance with the revenue recognition policies.


Derecognition of financial assets

The Company derecognizes a financial asset only when the contractual rights to the cash flows from the asset expire, or when it transfers the financial asset and substantially all the risks and rewards of ownership of the asset to another entity.

Impairment of financial assets

At each reporting date, the Company assess whether the credit risk on a financial instrument has increased significantly since initial recognition.

If, at the reporting date, the credit risk on a financial instrument has not increased significantly since initial recognition, the Company measures the loss allowance for that financial instrument at an amount equal to 12-month expected credit losses. If, the credit risk on that financial



instrument has increased significantly since initial recognition, the Company measures the loss allowance for a financial instrument at an amount equal to the lifetime expected credit losses.

The amount of expected credit losses (or reversal) that is required to adjust the loss allowance at the reporting date is recognized as an impairment gain or loss in the statement of profit and loss.

Derecognition of financial liability

The Company derecognizes financial liabilities when, and only when, the Company's obligations are discharged, cancelled or they expire.

Offsetting financial instruments

Financial assets and liabilities are offset and the net amount reported in the balance sheet when there is a legally enforceable right to offset the recognized amounts and there is an intention to settle on a net basis or realize the asset and settle the liability simultaneously. The legally enforceable right must not be contingent on future events and must be enforceable in the normal course of business.

2.15 Borrowing cost

Borrowing Costs comprise interest expenses, applicable gain / loss on foreign currency borrowings in appropriate cases and other borrowing costs. Interest expense arising from financial liabilities is accounted for under effective interest rate method.

Borrowing costs directly attributable to the acquisition, construction or production of qualifying assets are added to the cost of those assets, until such time as the assets are substantially ready for their intended use.

A qualifying asset is an asset that necessarily takes a substantial period of time to get ready for their intended use. The Company considers a period of twelve months or more as a substantial period of time.

When the Company borrows funds specifically for the purpose of obtaining a qualifying asset, the borrowing costs incurred are capitalised. When Company borrows funds generally and uses them for the purpose of obtaining a qualifying asset, the capitalisation of the borrowing costs is computed based on the weighted average cost of general borrowing that are outstanding during the period and used for the acquisition, construction/exploration or erection of the qualifying asset.

Capitalization of borrowing costs ceases when substantially all the activities necessary to prepare the qualifying assets for their intended uses are complete.

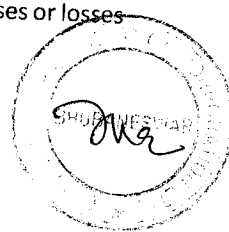

All other borrowing costs are recognized in the statement of profit and loss in the period in which they are incurred.

2.16 Accounting for Government grants / Grants in Aid

Government grants are recognized when there is reasonable assurance that we will comply with the conditions attaching to them will be complied and that the grants will be received.

Government grants are recognized in the statement of profit and loss on a systematic basis over the periods in which the Company recognizes as expenses the related costs for which the grants are intended to compensate. Government grants whose primary condition is that the Company should purchase, construct or otherwise acquire non-current assets are recognized in the balance sheet by setting up the grant as deferred income.

Other government grants (grants related to income) are recognized as income over the periods necessary to match them with the costs for which they are intended to compensate, on a systematic basis. Government grants that are receivable as compensation for expenses or losses



already incurred or for the purpose of providing immediate financial support within future related costs are recognized in the statement of profit and loss in the period in which they become receivable.

Grants related to income are presented under other income in the statement of profit and loss except for grants received in the form of rebate or exemption which are deducted in reporting the related expense.

The benefit of a government loan at a below-market rate of interest is treated as a government grant, measured as the difference between proceeds received and the fair value of the loan based on prevailing market interest rates.

2.17 Employee Benefits

Short-term employee benefits

Liability in respect of short-term employee benefit is recognized at the undiscounted amount of the benefits expected to be paid in respect of service rendered by employee in an accounting period.

Post-employment benefits

i. Defined contribution plans

Defined contribution plans are those plans where the Company pays fixed contributions to a fund managed by independent trust. Contributions are paid in return for services rendered by employees during the year. The Company has no legal or constructive obligations to pay further contributions if the fund does not hold sufficient assets to pay employee benefits. The Company pays fixed contribution to Provident Fund at predetermined rates to a separate trust, which invests the funds in permitted securities. The contributions to the fund for the year are recognized as expense and are charged to the statement of profit and loss. The obligation of the Company is to make such fixed contributions and to ensure a minimum rate of return to the members as specified by the Government of India (GoI).

ii. Defined benefit plans

A defined benefit plan is a post-employment benefit plan other than a defined contribution plan. The gratuity schemes are funded by the Company and are managed by separate trusts. The present value of these defined benefit plans are ascertained by an independent Actuary on each balance sheet date using the Projected Unit Credit Method as per requirement of Ind AS 19 – Employee Benefits. Re-measurement gains and losses of the net defined benefit liability/ (asset) are recognized immediately in other comprehensive income. The service cost, net interest on the net defined benefit liability / (asset) is treated as a net expense within employment costs. Past service cost is recognized as an expense when the plan amendment or curtailment occurs or when any related restructuring costs or termination benefits are recognized, whichever is earlier.

The retirement benefit obligation recognized in the balance sheet represents the present value of the defined-benefit obligation as reduced by the fair value plan assets.

Long-term employee benefits (unfunded)

These benefits include liabilities towards leave benefits (including compensated absence which are not expected to occur within twelve months after the end of the period in which the employee renders the related service) and two months last drawn salary to meet travelling expenses payable in case of retirement on superannuation or death. The present value of obligation against long term employee benefits is ascertained on each balance sheet date by an independent actuary using Projected Unit Credit Method as per requirement of Ind AS 19 – Employee Benefits. All actuarial gains and losses and past service cost are recognized in the statement of profit and loss in the period in which they arise.



As per the Company's policy, permanent company cader eligible employees are paid six months last drawn salary as one-time financial benefit toward pension on retirement. The present value of obligation against long term employee benefits is ascertained on each balance sheet date by an independent actuary using Projected Unit Credit Method as per requirement of Ind AS 19 – Employee Benefits. All actuarial gains and losses and past service cost are recognized in the statement of profit and loss in the period in which they arise. Expenses on leave travel concession, leave salary including pension contribution (employees on deputation) are accounted for on cash basis following materiality concept.

2.18 Tax Expenses

Tax expense for the year comprises current and deferred tax.

Current tax:

The tax currently payable is based on taxable profit for the year. Taxable profit differs from net profit as reported in the statement of profit and loss because it excludes items of income or expense that are taxable or deductible in other years and it further excludes items that are never taxable or deductible. The Company's liability for current tax is calculated using tax rates and tax laws that have been enacted or substantively enacted by the end of the reporting period.

Deferred tax

Deferred tax is recognized on temporary differences between the carrying amount of assets and liabilities in the financial statements and the corresponding tax bases used in the computation of taxable profit. Deferred tax assets and liabilities are calculated at the tax rates that are expected to apply in the period in which the asset is realized or the liability is settled, based on tax rates and tax laws that have been enacted or substantively enacted by the end of the reporting period.

Deferred tax assets and liabilities are offset to the extent that they relate to taxes levied by the same tax authority and there are legally enforceable rights to set off current tax assets and current tax liabilities within that jurisdiction.

The carrying amount of Deferred tax liabilities and assets are reviewed at the end of each reporting period.


2.19 Revenue Recognition

Effective 1 April 2018, the Company has adopted Ind AS 115 "Revenue from Contracts with Customers" using the cumulative effect method, applied to the contracts that were not completed as of 1 April 2018 and therefore the comparatives have not been restated and continues to be reported as per Ind AS 18 "Revenue".

The Company's operations in India are regulated under the Electricity Act, 2003 and Odisha Electricity Regulatory Commission ("OERC") determines the major part of tariff for the power plants.

Revenue from the sale of electrical energy which is regulated based on certain formulae and parameters set out in tariff regulations issued from time to time. Tariff is based on the cost incurred for a specific power plant and primarily comprises two components: capacity charge i.e. a fixed charge, that includes depreciation, cost of capital, return on equity, interest on working capital, operation & maintenance expenses, interest on loan and energy charge i.e. a variable charge primarily based on fuel costs.

Revenue is measured based on the consideration that is specified in a contract with a customer or is expected to be received in exchange for the products or services and excludes amounts collected on behalf of third parties. The Company recognises revenue when (or as) the



performance obligation is satisfied, which typically occurs when (or as) control over the products or services is transferred to a customer.

In the comparative period, revenue from the sale of energy was measured at the fair value of the consideration received or receivable. Revenue was recognised when the significant risks and rewards of ownership had been transferred to the buyer, recovery of the consideration was probable, the associated costs could be estimated reliably, there was no continuing management involvement, and the amount of revenue could be measured reliably.

Revenue from sale of energy is accounted for based on tariff rates approved by the OERC (except items indicated as provisional) or as modified by the orders of higher Appellate authority for Electricity to the extent applicable and best management estimates wherever needed. Revenue from sale of energy is recognised once the electricity has been delivered to the beneficiary and is measured through a regular review of usage meters. Beneficiaries are billed on a periodic and regular basis. As at each reporting date, revenue from sale of energy includes an accrual for sales delivered to beneficiaries but not yet billed i.e. unbilled revenue.

The incentives/disincentives are accounted for based on the norms notified/approved by the OERC as per principles enunciated in Ind AS 115.

Revenue from sale of energy through trading is recognized based on the rates, term & condition mutually agreed with the beneficiaries and/or revenue earned through trading in power exchanges.

Delayed payment surcharge for late payment/ overdue trade receivables against sale of energy is recognized when there is no significant uncertainty as to measurability or collectability exists.

Rebates allowed to beneficiaries as early payment incentives are deducted from the amount of revenue.

Other Incomes:

Rent, Interest / surcharge recoverable on advances to suppliers as well as warranty claims / liquidated damages is recognized when there is no significant uncertainty about collectability exists or accepted by other party.

Income from dividend

Dividend income from investments is recognized when the shareholder's rights to receive payment have been established.

Interest Income

Interest income from a financial asset is recognized when it is probable that the economic benefits will flow to the Company and the amount of income can be measured reliably. Interest income is accrued on a time proportion basis, by reference to the principal outstanding and the effective interest rate applicable. The effective interest rate applicable which is the rate that exactly discounts estimated future cash receipts through the expected life of the financial asset to that asset's net carrying amount on initial recognition.

2.20

Exceptional items

Exceptional items are items of income and expenses within profit or loss from ordinary activities but of such size, nature or incidence whose disclosure is felt necessary for better explanation of the performance of the Company.

2.21

Restatement of material error / omissions

Incomes / expenditure relating to prior period of non-material nature i.e. below Rs.5 lakh is not considered for restatement.



2.22

Critical accounting judgments and key sources of estimation uncertainty

In the application of the Company's accounting policies, which are described in Note-3 the management of the Company is required to make judgments, estimates and assumptions about the carrying amounts of assets and liabilities that are not readily apparent from other sources. The estimates and associated assumptions are based on historical experience and other factors that are considered to be relevant. Actual results may differ from these estimates.

The estimates and underlying assumptions are reviewed on an ongoing basis. Revisions to accounting estimates are recognized in the period in which the estimate is revised.

Critical judgments in applying accounting policies:

The following are the critical judgments, apart from those involving estimations (see point ii below), that the management have made in the process of applying the Company's accounting policies and that have the most significant effect on the amounts recognized in the financial statements.

i. Financial assets at amortized cost

The management has reviewed the Company's financial assets at amortized cost in the light of its business model and has confirmed the Company's positive intention and ability to hold these financial assets to collect contractual cash flows.

ii. Key sources of estimation uncertainty:

The following are the key assumptions concerning the future, and other key sources of estimation of uncertainty at the end of the reporting period that may have a significant risk of causing a material adjustment to the carrying amounts of assets and liabilities within the next financial year.

a. Impairment of investments

The Company reviews its carrying value of investments carried at amortized cost annually, or more frequently when there is indication for impairment. If the recoverable amount is less than its carrying amount, the impairment loss is accounted for.

b. Provisions

Provisions (excluding retirement benefits and compensated absences) are not discounted to its present value and are determined based on best estimate required to settle the obligation at the balance sheet date. These are reviewed at each balance sheet date adjusted to reflect the current best estimates.


c. Contingent liabilities

Contingent liabilities arising from past events the existence of which would be confirmed only on occurrence or non-occurrence of one or more future uncertain events not wholly within the control of the Company or contingent liabilities where there is a present obligations but it is not probable that economic benefits would be required to settle the obligations are disclosed in the financial statements unless the possibility of any outflow in settlement is remote.

d. Fair value measurements and valuation processes:

For financial reporting purposes, fair value measurements are categorized into Level 1, 2 or 3 based on the degree to which the inputs to the fair value measurements are observable and the significance of the inputs to the fair value measurement in its entirety, which are described as follows:

- Level 1 inputs are quoted prices (unadjusted) in active markets for identical assets or liabilities that the Company can access at the measurement date;
- Level 2 inputs are inputs, other than quoted prices included within Level 1, that are observable for the asset or liability, either directly or indirectly; and
- Level 3 inputs are inputs that are not based on observable market data (unobservable inputs).



Odisha Power Generation Corporation Limited
Notes forming part of the financial statement

3 Property, Plant and Equipment.

	(Rupees in Lakh)	As at August 21, 2019	As at March 31, 2019
Carrying amounts of:			
Freehold Land		17.00	17.00
Building		52,087.73	10,518.68
Plant & Equipments		8,07,466.63	48,478.64
Furniture & Fixture		1,090.34	982.39
Vehicles		660.95	698.61
Office Equipment		1,161.04	1,129.01
Road Bridge & Culvert		4,170.84	3,754.77
Water Supply Drainage & Sewerage		676.36	596.14
Power Supply Distribution & Lighting		2,009.59	1,414.99
Heavy Mobile Equipment		16.39	17.27
Right to Use Assets			
Leasehold Land		8,69,116.87	67,608.50
Total		1,139.12	1,178.30
		8,70,455.99	68,786.80

(i) Gross Block of Road, Bridge and Culvert includes assets held on land not belonging to the Company of Rs 642.25.


(ii) Gross block, Accumulated depreciation and Net block as on August 21, 2019 are as follows:

Descriptions	Gross block		Depreciation, Amortization and Impairment		Net Block	
	As at 01.04.2019	Addition	As at 01.04.2019	For the period	As at 21.08.2019	As at 31.03.2019
Land						
Leasehold Land	17.00					
Buildings	2,738.81	41,687.15	2,738.81	29,755.51	1,196.12	17.00
Plant & Equipment	16,701.79	1,51,897.99	58,388.84	6,183.11	1,196.12	1,178.30
Furniture & Fixtures	1,570.02	7,61,573.52	9,12,971.52	1,02,219.36	5,200.72	10,518.68
Vehicles	334.57	115.84	1,685.96	587.63	8,07,466.63	48,478.64
Office Equipment	4,440.58	140.18	984.57	2,84.55	1,090.34	982.39
Road Bridge & Culvert	497.72	497.72	4,982.86	3,113.57	278.61	698.61
Water Supply Drainage & sewerage	5,028.36	92.07	1,284.58	1,08.34	660.96	698.61
Power Supply Distribution & Lighting	1,047.26	654.69	1,119.13	451.12	1,161.04	1,129.01
Heavy Mobile Equipment	2,009.59		2,746.97	675.30	4,170.84	3,754.77
Total	1,46,308.60	8,04,764.97	306.94	284.67	2,009.59	1,414.99
Previous Year	1,45,984.71	37,612.38	931,065.57	9,055.76	1,17,513.80	17,272.27
			1,43,546.18	3,769.80	8,70,455.99	68,786.80
			-30.31	-25.92	1,153.38.30	67,608.50

(iii) Details of component of assets of operational units 1 & 2, 3 & 4 and MMHP are as follows.

Descriptions	Gross block		Depreciation, Amortization and Impairment *		Net Block	
	As at 01.04.2019	Addition	As at 01.04.2019	For the year	As at 21.08.2019	As at 31.03.2019
Operational Units (Unit-1 & 2, HO/MMHP)	1,33,379.91	9.18				
Expansion Project (Unit - 3 & 4)	46,220.69	8,04,755.79	1,14,405.79	1,808.32	1,16,214.11	24,974.12
Total	1,86,900.60	8,04,764.97	1,17,513.80	3,095.76	8,47,281.03	43,812.68
					8,70,455.99	68,786.80
					0.02	-0.02

* Property, Plant and Equipment (MMHP) were impaired during the year 2011-12 amounting to Rs 173.36 Lakh as follows:
MMHP, Andheribhang 104.76 Rs Lakhs
MMHP, Kendupatna 32.12 Rs Lakhs
MMHP, Barabati 36.48 Rs Lakhs
Total 173.36 Rs Lakhs



Odisha Power Generation Corporation Limited
Notes forming part of the financial statement

939

4 Capital work-in-progress - Tangible

(Rupees in Lakh)

Particulars	As at August 21, 2019	As at March 31, 2019
A (i) Tangible Assets		
For Operational Power Plants	155.61	75.93
For Mini Micro Hydel Projects	1,314.76	1,314.76
Less: Accumulated Impairment losses	-1,106.57	-1,106.57
For Expansion Power Plants	1,07,920.81	8,73,569.09
TOTAL	1,08,284.61	8,73,853.23

B Details of expenditure for expansion power plant included under Capital Work in Progress are as follows

(Rupees in Lakh)

Particulars	As at 01.04.2019	Additions	Deductions / Adjustments	Capitalized	As at August 21, 2019
Ash Pond	3,875.61	1,452.66	-	-	5,328.27
AWRS	3,977.91	1,556.58	-	-	5,534.49
Owners workshop	15.19	1,393.47	-	1,363.23	45.43
Township	4,877.80	11,217.48	-	13,302.36	2,792.92
MGR	81,544.18	26,088.82	-	32,750.35	74,882.65
Plant & Machinery	5,58,291.79	4,016.45	-	5,62,308.24	-
Power Supply Distribution lighting	285.14	4.79	-	289.93	-
Road Bridge & Culvert	118.33	396.40	-	514.73	-
Water Supply & Arrangements	39.29	79.86	-	119.15	-
Stock of Coal, Oil & Stores	8,611.14	-	8,247.04	-	364.10
Stock in Transit & Pending Inspection	4,187.37	-	73.86	-	4,113.51
Expenses During Construction Period	2,07,745.34	1,573.18	-	1,94,459.08	14,859.44
Total	8,73,569.09	47,779.69	8,320.90	8,05,107.07	1,07,920.81



Odisha Power Generation Corporation Limited
Notes forming part of the financial statement

5 Intangible Assets

(i)	Particulars	(Rupees in Lakh)	
		As at August 21, 2019	As at March 31, 2019
	Carrying amounts of : Software & SAP licence	1,007.94	701.06
	Total	1,007.94	701.06

(ii) Gross block, Accumulated depreciation and Net block as on July 03, 2019 are as follows:

Descriptions	Gross block			Depreciation			(Rupees in Lakh)	
	As at 01.04.2019	Addition	Deduction / Adjustment	As at 21.08.2019	As at 01.04.2019	For the year	As at 21.08.2019	As at 31.03.2019
Software	1,125.49	351.30	-	1,476.79	424.43	44.43	468.86	701.06
Total	1,125.49	351.30	-	1,476.79	424.43	44.43	468.86	701.06

(iii) Details of component of assets of operational units, expansion of power plant are as follows.

Descriptions	Gross block			Depreciation			(Rupees in Lakh)	
	As at 01.04.2019	Addition	Deduction / Adjustment	As at 21.08.2019	As at 01.04.2019	For the year	As at 21.08.2019	As at 31.03.2019
Operational Units (Unit 1 & 2, HC/MMHP)	1,033.36	-	-	1,033.36	336.64	35.15	371.79	661.57
Expansion Project (Unit - 3 & 4)	92.13	351.30	-	443.43	87.79	9.28	97.07	346.36
Total	1,125.49	351.30	-	1,476.79	424.43	44.43	468.86	701.06

Note: Expenses incurred on maintenance of software system payable annually are charged to revenue.

6 Intangible Assets under development

(i)	Particulars	(Rupees in Lakh)	
		As at August 21, 2019	As at March 31, 2019
	Carrying amounts of : Intangible assets under development	114.94	114.94
	Total	114.94	114.94



940

7 Non-current Investments

Particulars	(Rupees in Lakh)	
	As at August 21, 2019	As at March 31, 2019
UNQUOTED INVESTMENTS CARRIED AT COST		
Equity investment in joint ventures (jointly controlled entities)		
Odisha Coal and Power Ltd [fully paid equity shares of Rs 10/- each (March 31, 2019 15,30,00,000)]	15,300.00	15,300.00
Total	15,300.00	15,300.00

(i) The carrying amount and market value of unquoted investments is as follows:

Particulars	(Rupees in Lakh)	
	As at August 21, 2019	As at March 31, 2019
Aggregate carrying amount of unquoted investments #	15,300.00	15,300.00
Total carrying amount	15,300.00	15,300.00

Costs of unquoted equity instruments has been considered as an appropriate estimate of fair value because of a wide range of possible fair value measurements and cost represents the best estimate of fair value within that range.


(ii) Details of % of holding and place of business :-

Particular	As at August 21, 2019	As at March 31, 2019
% of Holding	51%	51%
Place of Business	Manoharpur and Dip-side Manhorpaur	Manoharpur and Dip-side Manhorpaur

(iii) Odisha Coal and Power Ltd. (OCPL) is incorporated under the Companies Act, 2013 as wholly owned subsidiary company of OPGC on 20th January 2015. Subsequently Govt. of Odisha vide notification No.1578 dated 21st February 2015 has approved OCPL as joint venture company between the reporting company and Odisha Hydro Power Corporation Ltd (OHPC) by acquisition of 49% equity shares in OCPL from the reporting company. Shareholder's Agreement among reporting company, OHPC and OCPL is signed on 21st April 2016.

8 Non Current-Loans & Advances


(Rupees in Lakh)



Odisha Power Generation Corporation Limited
Notes forming part of the financial statement

942

Particulars	As at August 21, 2019	As at March 31, 2019
a) Loans to employees		
- Secured, considered good	0.15	214.18
- Unsecured, considered good	570.63	192.63
- Doubtful	-	-
Less : Allowance for credit Loss	-	-
b) Security Deposits	599.47	599.29
Total	1,170.25	1,006.10



Odisha Power Generation Corporation Limited
Notes forming part of the financial statement
9 Other non-current assets

993

Particulars	(Rupees in Lakh)	
	As at August 21, 2019	As at March 31, 2019
Capital Advances		
- Advance for Land Acquisition	12,897.33	12,907.15
- Other Capital Advance	38,743.69	13,703.39
Advances related to Indirect Taxes	39.95	27.87
Prepaid Expenses	-	-
Total	51,680.97	26,638.41

10 Inventories (At lower of cost or Net Realisable value)


Particulars	(Rupees in Lakh)	
	As at August 21, 2019	As at March 31, 2019
Raw Materials*		
Cost	11,320.27	1,976.94
Less: Provision	-	-
Components, Chemicals, Stores & Spares*		
Cost	6,137.80	3,983.02
Less: Provision	91.58	91.58
Tools & Tackles	17.03	14.58
Cost	-	-
Less: Provision	-	-
Stock in Transit	-	-
Cost	-	-
Less: Provision	-	-
Total Inventories	17,383.52	5,882.96

11 Trade receivables

Particulars	(Rupees in Lakh)	
	As at August 21, 2019	As at March 31, 2019
Trade receivables		
(a) Secured, considered good	-	-
(b) Unsecured, considered good	32,456.65	34,835.41
(c) Doubtful	-	-
Allowance for doubtful debts	-	-
Total	32,456.65	34,835.41

12 Cash and Cash Equivalents


(Rupees in Lakh)



944

Odisha Power Generation Corporation Limited
Notes forming part of the financial statement

Particulars	As at August 21, 2019	As at March 31, 2019
Balances with banks		
Unrestricted Balance with banks		
-In Current Account	87.54	354.10
-In Cash Credit Account	-	-
Cash in hand	4.10	3.11
Term Deposit with original maturity up to three months	-	3,603.77
Total	91.64	3,960.98
Deposits with original maturity of more than three months but not more than twelve months	10,461.61	23,426.65
Earmarked Balances with Bank towards		
-Deposits with banks held as security against guarantee	870.18	4,659.99
-Fixed Deposits with bank pledged as security or margin money	5,013.07	1,154.54
Total	16,344.86	29,241.18
Total Cash and Bank Balances	16,436.50	33,202.16



13 Current Loans


Particulars	(Rupees in Lakh)	
	As at August 21, 2019	As at March 31, 2019
a. Loans to employees		
- Secured, considered good	-	96.28
- Unsecured, considered good	-	74.59
- Doubtful	-	-
Less : Allowance for credit Loss	-	-
b. Loans to Odisha Coal and Power Limited		
- Secured, considered good	-	-
- Unsecured, considered good	-	-
- Doubtful	-	-
Less : Allowance for credit Loss	-	-
c. Security Deposits	4.35	4.74
TOTAL	4.35	175.61

14 Other Current Financial Asset

Particulars	(Rupees in Lakh)	
	As at August 21, 2019	As at March 31, 2019
Advances to others		
Interest accrued on loans and deposits	561.54	314.02
Other Receivables	293.12	247.99
Receivable from related parties	23.26	158.43
Total	877.92	720.44

15 Current tax assets and liabilities

Particulars	(Rupees in Lakh)	
	As at August 21, 2019	As at March 31, 2019
Current tax assets		
Tax refund receivables/Advance Tax	58,150.82	55,308.43
Advance Tax and TDS for the year	7,699.00	2,834.01
Total	65,849.82	58,142.44
Current tax liabilities		
Income Tax payable	62,282.16	52,250.35
Provision for taxation for the year	-	10,031.81
Total	62,282.16	62,282.16
Current Tax Assets (Net)	(4,131.34)	3,058.08




946

Odisha Power Generation Corporation Limited
Notes forming part of the financial statement

Current Tax Liabilities (Net)	(7,699.00)	7,197.80
-------------------------------	------------	----------

16 Other current assets

Particulars	(Rupees in Lakh)	
	As at August 21, 2019	As at March 31, 2019
Other assets		
Advances to suppliers	2,382.29	292.49
Less: Allowance for doubtful	22,150.27	5,400.23
	-	-
Total	24,532.56	5,692.72




Particulars	(Rupees in Lakh)	
	As at August 21, 2019	As at March 31, 2019
Equity Share Capital	1,82,249.74	1,82,249.74
Total	1,82,249.74	1,82,249.74
Authorised Share Capital 300,00,000 nos. of equity shares of Rs 1000/- each	3,00,000.00	3,00,000.00
Issued and Subscribed capital comprises : 1,82,24,974 nos. of equity shares of Rs 1000/- each	1,82,249.74	1,82,249.74
Total	1,82,249.74	1,82,249.74

(i) The movement in subscribed and paid up share capital is set out below:

	As at August 21, 2019		As at March 31, 2019	
	No. of shares	Rs. Lakh	No. of shares	Rs. Lakh
Ordinary shares of Rs.1000 each				
At beginning of the year				
Shares allotted during the year	1,82,24,974	1,82,249.74	1,58,04,974	1,58,049.74
	1,82,24,974	1,82,249.74	24,20,000	24,200.00
			1,82,24,974	1,82,249.74

Shares in the company held by each shareholder holding more than 5% shares

Name of Shareholder	As at August 21, 2019		As at March 31, 2019	
	No. of Shares Held (Face value of Rs. 1000 each)	% of Total Shares	No. of Shares Held (Face value of Rs. 1000 each)	% of Total Shares
Governor of Odisha	92,94,737	51.00%	92,94,737	51.00%
AES India Pvt Ltd	7,96,178	4.37%	7,96,178	4.37%
AES OPGC Holding (Incorporated in Mauritius)	81,34,059	44.63%	81,34,059	44.63%
	1,82,24,974	100%	1,82,24,974	100%



947

Odisha Power Generation Corporation Limited
Notes forming part of the financial statement
18 Other Equity

948

Particulars	(Rupees in Lakh)	
	As at August 21, 2019	As at March 31, 2019
Share application money pending allotment	-	-
General Reserve	8,960.23	8,960.23
Retained earnings	1,10,211.31	1,15,134.56
Security Premium	5,888.43	5,888.43
Total	1,25,059.97	1,29,983.22

(i) General Reserve

Particulars	(Rupees in Lakh)	
	As at August 21, 2019	As at March 31, 2019
Balance at the beginning of the year	8,960.23	8,960.23
Movements	-	-
Balance at the end of the year	8,960.23	8,960.23

(ii) Retained Earnings

Particulars	(Rupees in Lakh)	
	As at August 21, 2019	As at March 31, 2019
Balance at the beginning of the year	1,15,134.52	98,446.23
Profit attributable to owners of the Company	(4,923.21)	17,147.63
Other comprehensive income arising from remeasurement of defined benefit obligation net of income tax	-	(459.30)
Payment of dividends on equity shares	-	-
Related income tax on dividend	-	-
Balance at the end of the year/period	1,10,211.31	1,15,134.56

(iii) Security Premium

Particulars	(Rupees in Lakh)	
	As at August 21, 2019	As at March 31, 2019
Balance at the beginning of the year/period	5,888.43	5,888.43
Movement during the year	-	-
Balance at the end of the year/period	5,888.43	5,888.43


(iv) The nature of reserves are follows:

(a) **General Reserve** :- Under the erstwhile Companies Act 1956, a general reserve was created through an annual transfer of net profit at a specified percentage in accordance with applicable regulations. Consequent to the introduction of Companies Act 2013, the requirement to mandatory transfer a specified percentage of net profit to general reserve has been withdrawn and the balance in the reserve has continued.

(b) **Securities Premium** : Securities premium is used to record premium received on issue of shares. The reserve is to be utilised in accordance with the provisions of the Indian Companies Act, 2013 (the "Companies Act").

(v) **Proposed Dividend:**

In respect of the year ended 31st March 2019, no dividend is proposed by the Company.



949

Odisha Power Generation Corporation Limited
Notes forming part of the financial statement
19 Non Current- Borrowings

Particulars	(Rupees in Lakh)	
	As at August 21, 2019	As at March 31, 2019
Secured - at amortised cost		
From Power Finance Corporation Ltd (PFC)	3,64,696.24	3,43,124.74
From Rural Electrification Corporation Ltd (REC)	3,61,772.53	3,45,158.74
Total	7,26,468.77	6,88,283.48

(i) Term loan of Rs 4,33,000 Lakh each were sanctioned by Power Finance Corporation Limited (PFC) and Rural Electrification Corporation Limited (REC) for construction of 2X660 MW Coal based Thermal Power Plant, Development of Manoharpur Coal Mines and Merry Go Round (MGR) Railway System (Project). Both PFC and REC has offloaded proportionate sanctioned limit related to development of coal mine as the coal mine was cancelled and allotted in favour of Odisha Coal and Power Limited, a Joint venture company of OPGC & OHPC. Accordingly the sanctioned limit is reduced to Rs 3,81,187 Lakh and Rs 3,81,200 Lakh by PFC and REC respectively.

(ii) Additional financial assistance of Rs.47,819 Lakh and Rs.43,440 Lakh has been sanction by PFC and REC respectively in the Project as per the original Debt Equity Ratio of 3:1 to fund the estimated Cost Over Run of the Project thereby increase in total sanctioned limit of PFC and REC to Rs.4,29,006 Lakh and Rs.4,18,125 Lakh respectively.

(iii) Security:-

a. The term loan together with all interest (including additional interest), cost, expenses, applicable taxes, statutory duties and other money is secured with the prescribed coverage ratio (presently 1.1 times) as applicable by a first charge, by way of mortgage on pari- passu basis through equitable mortgage / simple mortgage / english mortgage on the project land of Unit 3 & 4, Ph-II (2x660 MW) of 1b Thermal project of the Company in favour of PFC and REC on all immovable assets of Project Unit 3 & 4 (2x660MW) and first charge on pari passu basis by way of hypothecation in favour of PFC and REC on all movable assets of the project except raw materials, consumable spares and book debts.

Save priority (in which case, PFC / REC will have 2nd charge) / pari passu on reciprocal basis (as applicable) in favour of the Borrower's Bankers on Borrower's stocks of raw materials, fuel stocks, semi-finished and finished goods, consumable stores and such other movables as may be agreed to by the lender/s for securing the borrowings for working capital requirements in the ordinary course of business.

Equitable mortgage of land admeasuring Ac.101.02 dec. related to Power Plant of Unit 3 & 4 has been created in favour of PFC & REC by deposit of original title document with PFC (Trustee for both PFC & REC).

b. If the security provided becomes inadequate to cover the balance of each of the loan outstanding, the company has undertaken to provide additional security as may be acceptable to lenders.

c. Repayment of the principal, interest and other charges due on term loan from PFC has been secured by opening of "Escrow Account" with Union Bank of India and also the Union Bank of India has been appointed as Escrow Agent for this purpose.


(iv) Repayment:-

a. Term loan from PFC shall be repaid in 60 (sixty) unequal structured quarterly instalments commencing from 15th day of July 2020 and subsequent instalments will become due for payment on 15th day of October, 15th day of January and 15th day of April every year.

b. The term loan from REC shall be repaid in 60 (sixty) equal quarterly instalment commencing from 30th September 2020 and all subsequent loan repayment due dates shall be the last day of each following calendar quarter till the entire loan amount with interest and all other dues are repaid to REC in full.

(iv) Interest:-


a. Interest on term loan shall be paid at the prevailing rate applicable to A++ category of state sector borrower with discount / rebate allowed from time to time on the date of each disbursement as per the terms and conditions of sanction of loan and policy of PFC and REC.



Odisha Power Generation Corporation Limited

Notes forming part of the financial statement

- 950
- b. PFC has allowed discount of 60 bps (10 bps related to loan disbursed up to 31.10.2015) on applicable rate and 25 bps as rebate on timely payment of interest subject to interest rate not falling below 10.80% per annum (presently applicable). REC has allowed discount of 85 bps (35 bps related to loan disbursed up to 31.03.2016) on applicable rate subject to interest rate not falling below 10.80% per annum (presently applicable). In case notified/ circular interest rate falls below 10.80% per annum, the same shall be applicable.
- c. Interest on PFC loan to be serviced on quarterly basis and due date for payment of interest is 15th day of April, 15th day of July, 15th day of October and 15th day of January every year.
- d. Interest on REC loan to be serviced on quarterly basis and due date for payment of interest is last day of the last month of the calendar quarter for every year.
- e. The Company has availed the option of interest reset in three years from the date of disbursement and paid upfront fee @ 0.05% on term loan sanctioned instead of commitment charges on undrawn amount for each of the quarter.



Particulars	(Rupees in Lakh)	
	As at August 21, 2019	As at March 31, 2019
Capital Creditors	-	-
Security Deposits	3,218.59	388.86
EMD and Retention Money	-	-
Payable to Government *	185.58	185.58
Total Borrowings	3,404.17	574.44

* Payable to Government: Grant of Rs 185.58 Lakh were received from Ministry of Non-conventional Energy, Govt. of India for construction of Mini Micro Hydel Projects. The Company has impaired four Hydel projects in the Previous year and accordingly grant was reclassified as payable to government. Any unfulfilled conditions and other contingencies attaching to government assistance has not been reviewed and recognized.

21 Non Current- Provisions

Particulars	(Rupees in Lakh)	
	As at August 21, 2019	As at March 31, 2019
Employee Benefits		
- Gratuity	0	132.43
- Leave benefits	0	3,975.58
- One Time Pension benefits	0	1,552.45
- Terminal TA benefits	0	643.05
Provision for Decommissioning liabilities	461.06	461.06
Total	461.06	6,764.57



Odisha Power Generation Corporation Limited
Notes forming part of the financial statement
22 Deferred tax balances

952

Particulars	(Rupees in Lakh)	
	As at August 21, 2019	As at March 31, 2019
Deferred Tax Liabilities (net of deferred tax Asset)	1,022.36	1,022.36
Net Deferred Tax (Asset)/ Liability	1,022.36	1,022.36

23 Current- Trade Payables


Particulars	(Rupees in Lakh)	
	As at August 21, 2019	As at March 31, 2019
Trade Payables		
Total outstanding dues of micro enterprises and small enterprises	-	5.79
Total outstanding dues of creditors other than micro enterprises and small enterprises	26,479.45	4,834.02
Total	26,479.45	4,839.81

24 Current Financial Liabilities- Borrowings

Particulars	(Rupees in Lakh)	
	As at August 21, 2019	As at March 31, 2019
Loans repayable on demand		
From Banks		
Unsecured		
Cash credit	13,578.29	-
Total	13,578.29	-

25 Other Financial Liabilities

Particulars	(Rupees in Lakh)	
	As at August 21, 2019	As at March 31, 2019
Interest accrued on borrowings	9,415.26	7,254.15
Others:		
Deposits & Retention Money	1,363.47	4,386.69
Liabilities for Expenses	10,018.82	889.53
Payable to employees	1,428.55	1,935.61
Capital Creditors	33,634.65	31,210.11
Total	55,860.75	45,676.09



9.53

Particulars	(Rupees in Lakh)	
	As at August 21, 2019	As at March 31, 2019
Advances from Customers & others	108.03	103.12
Statutory Dues Payables *	376.21	1,249.79
Total	484.24	1,352.91

27 Current-Provisions

Particulars	(Rupees in Lakh)	
	As at August 21, 2019	As at March 31, 2019
Employee Benefits #		
- Gratuity	660.77	476.72
- Leave benefits	4,302.52	403.88
- One Time Pension benefits	1,575.74	98.04
- Terminal TA benefits	666.12	44.95
- Pay revision	999.91	999.91
Total	8,205.06	2,023.50



-35-



Odisha Power Generation Corporation Limited
Notes forming part of the financial statement

959

28 Revenue from Operations

Particulars	(Rupees in Lakh)	
	Period ended August 21, 2019	Year ended March 31, 2019
Sale of Power	31,312.79	86,291.87
Total	31,312.79	86,291.87

29 Other Income


Sl	Particulars	(Rupees in Lakh)	
		Period ended August 21, 2019	Year ended March 31, 2019
a	Interest Income		
	Interest income from Bank Deposits at amortised Cost	541.64	2,056.69
	Interest income from loans to related parties at amortised cost	-	-
	Others	9.61	33.08
b	Other non-operating income (net of expenses directly attributable to such income)	551.25	2,089.77
	Sale of Scrap / residual materials		
	Miscellaneous Incomes	37.68	107.40
	Exchange Gain	118.00	375.54
	Gain/(Loss) on Physical Inventory	(0.43)	0.43
	Liability/Provision written back	-	(3.34)
		0.63	93.69
c	Other gains and losses	155.88	573.72
	Gain on disposal of PPE		
	Total (a+b+c)	-	-
		707.13	2,663.49
d	Less :		
	Amount included in the cost of qualifying assets		184.13
			184.13
	Total	707.13	2,479.36

30 Cost of raw material consumed

Particulars	(Rupees in Lakh)	
	Period ended August 21, 2019	Year ended March 31, 2019
Imported		
Indigenous		
Total	24,366.88	44,017.03
	24,366.88	44,017.03

Particulars of raw materials consumed

Particulars	(Rupees in Lakh)	
	Period ended August 21, 2019	Year ended March 31, 2019
Coal	22,276.54	43,453.56
FO / LDO	2,090.34	6,381.20
	24,366.88	49,834.76
Less :		
Amount included in the cost of qualifying assets		5,817.73
Total	24,366.88	44,017.03



Odisha Power Generation Corporation Limited
Notes forming part of the financial statement
31 Employee Benefit Expenses

955

Particulars	(Rupees in Lakh)	
	Period ended August 21, 2019	Year ended March 31, 2019
Salaries and Wages		
Contribution to provident and other funds	2,791.41	10,391.26
Staff Welfare expenses	275.72	852.68
Total (A)	255.40	797.69
	3,322.53	12,041.63
Less :		
Allocated to fuel cost	-	654.58
Amount included in the cost of qualifying assets	-	4,263.04
Total (B)	-	4,917.62
Net (A-B)	3,322.53	7,124.01

32 Finance Costs


	Particulars	(Rupees in Lakh)	
		Period ended August 21, 2019	Year ended March 31, 2019
(a)	Interest Expense		
	Interest on term loan		
	Interest on loans from related parties	12,769.61	63,336.78
	Interest on obligations under finance leases		
	Interest on Convertible notes		
	Interest on perpetual notes		
	Interest on interest-free Government loans		
	Interest on short term loans from scheduled bank	91.72	-
	Interest on Decommissioning and Construction liability	-	35.92
(b)	Other Borrowing Cost		
	Guarantee Commission		
	Total Finance Cost	12,861.33	63,372.70
	Less : amount included in the cost of qualifying assets	12,769.61	63,336.78
	Total	91.72	35.92

33 Depreciation & amortisation expenses

Particulars	(Rupees in Lakh)	
	Period ended August 21, 2019	Year ended March 31, 2019
Depreciation & amortisations		
Less :		
Allocated to fuel cost	3,140.19	3,985.80
Amount included in the cost of qualifying assets	-	55.33
Total	3,140.19	2,219.82

34 Impairment losses

Particulars	(Rupees in Lakh)	
	Period ended August 21, 2019	Year ended March 31, 2019
Impairment of CWIP (Mini Micro Hydel Projects)	-	-
Total	-	-



Odisha Power Generation Corporation Limited
Notes forming part of the financial statement
35 Other Expenses

952

Particulars	(Rupees in Lakh)	
	Period ended August 21, 2019	Year ended March 31, 2019
Generation Expenses:		
Consumption of Stores, spares & chemicals	1,053.61	1,925.25
Electric Power, Electricity Duty and Water	1,775.14	6,560.74
Contract Job outsourcing expenses	753.52	1,167.73
Insurance	214.23	326.13
Other generation expenses	253.61	493.77
Repairs to buildings	25.39	404.54
Repairs to Machinery	27.86	82.29
	4,103.36	10,960.45
Administrative Expenses:		
Rent	64.07	293.34
Lease Premium	-	-
Professional Fees and expenses	37.20	21.05
General expenses	582.02	2,726.08
Management Service Charges	-	33.15
Resource Sharing Fee	424.05	2,417.98
Rate, Taxes & Cess	0.06	36.02
Other Repairs	45.47	64.31
Travelling expenses	91.36	316.54
Watch and Ward expenses	265.30	692.47
Township development expenses	215.15	467.69
	1,724.68	7,068.63
Other Expenses:		
Payment to Auditors	0.83	13.90
Peripheral development expenses	42.74	11.85
Donation	-	-
Trade Receivables Written Off (Net)	-	-
Loss on Sale of Fixed Assets	-	-
Advances written off	-	4.26
	43.57	30.01
Corporate Social Responsibility		
Less: Allocated to Fuel Cost	150.20	228.76
Amount included in the cost of qualifying assets	-	943.01
	-	9,163.77
	-	10,106.78
Total	6,021.81	8,181.07



Odisha Power Generation Corporation Limited
Notes forming part of the financial statement

36 Earning per share (EPS)

The following table reflects the income and shares data used in the basic and diluted earnings per share computations.

Particulars	(Rupees in Lakh)	
	Period ended August 21, 2019	Year ended March 31, 2019
Profit after tax		
Less: Amount to be paid for diluted portion (net of tax)	(4,923.21)	17,147.63
Profit attributable to ordinary shareholders - for Basic & Diluted EPS		
Weighted average no. of Ordinary Shares for Basic & Diluted EPS	(4,923.21)	17,147.63
Nominal value of Ordinary Shares (Rs)	1,82,24,974	1,82,24,974
Basic & Diluted Earnings per Ordinary Share (Rs)	1,000.00 (27.01)	1,000.00 108.22

37 Segment Reporting

The company has more than one business segment but not reportable segment since generation from Mini Hydel Projects in terms of revenue is below 10% or more of combined revenue. In view of above fact, segment information required as per Ind AS 108 is not provided.

In terms of our report attached.

For Nag & Associates

Chartered Accountants

(S.P. Padhi)


Partner

FRN : 312063E

Membership No: 053292

Place : Bhubaneswar

Date : 03.12.2020



(Pravakar Mohanty)
 Director Finance

(Indranil Dutta)
 Managing Director


957

958

Odisha Power Generation Corporation Limited
Capital Advances as on 21 August 2019

Annexure 1


GL	Vendor Code	Name of the Vendors	Amounts
2045001	1000206	BGR Energy System Ltd (Unit 3 & 4)	25,37,86,074
2045001	1000379	Diesel Locomotive Works	75,13,280
2045001	1000897	Larsen & Toubro Ltd- Kolkata	33,94,30,197
2045001	1002082	Titagarh Wagons Limited	1
2045001	2000141	BGR Energy System Ltd (Unit 3 & 4)	3,19,41,184
2045001	2000166	Bhel -New Delhi (Project-3 & 4)	1,29,22,24,858
2045001	2000529	Divisional Forest Officer	28,27,02,081
2045001	2000530	Divisional Manager Office JSG	26,18,426
2045001	2000655	Land Acquisition Officer, JSG	2,86,32,310
2045001	2000679	BIPIN MUNDA	60,000
2045001	2000833	NCC LTD.	2,42,09,529
2045001	2000841	Niranjan Kharsel	93,354
2045001	2001061	Rites Ltd (Unit 3 & 4)	1,47,01,714
2045001	2001174	Shree Balaji Engicons Pvt Ltd.	15,59,43,196
2045001	2001250	Sub-Registrar, Hemgir	16,35,731
2045001	2001647	FA & CAO, SEC Railway Bilaspur	2,55,81,457
2045001	2001689	Sadanand Sha	1,05,000
2045001	2001690	Sankirtan Bhoi	2,50,000
2045001	2001795	Powergrid Corporation	3,21,31,233
2045001	2001837	Land Acquisition Officer, Lakhmapur	18,37,90,000
2045001	2001863	Dist. Sub-Registrar, Jharsuguda	50,313
2045001	2002089	Purna Ping (Belpahar)	1,10,000
2045001	2002090	Nicolas Toppo	30,000
2045001	2002091	Sunny K Kuriappan	40,000
2045001	2002092	Sachin Lakra	30,000
2045001	2002093	Sushama Belpahar	30,000
2045001	2002094	Saroj Kerketa	30,000
2045001	2002095	Sushama Tirky	30,000
2045001	2002096	Bilung Kamil	30,000
2045001	2002097	Rajeeb Panda	4,500
2045001	2002106	IPICOL	1,50,000
2045001	2002258	Driplex Water Engineering Pvt. Ltd.	6,38,13,611
2045001	2002451	IBCO	74,21,64,737
2045001	2002913	Land Acquisition Officer, Hemgir	9,73,44,686
2100005	1000044	Agrasen Electronics	53,045
2100005	1000052	Ajay Gas Agency	1,36,520
2100005	1000101	Apex Distributors	23,895
2100005	1000223	Bharat Petroleum Corporation Limite	58,729
2100005	1000521	Forbes Marshall Pvt. Ltd.	3,53,115
2100005	1000624	Hindustan Petroleum Corporation Lim	4,57,224
2100005	1000674	Indian Oil Corport Ltd- JSG	37,24,450
2100005	1000676	Indian Oil Corport Ltd.	5,48,743
2100005	1000886	Lab Equipments & Chemicals- JSG	25,95,535
2100005	1001367	Rockwell Industrial Services	3,04,020



959

2100005	1001495	Shree Jindal Trading	
2100005	1001762	Tools Co.	1,27,075
2100005	1001792	Udyogi Plastic Pvt. Ltd.	1,26,166
2100005	1001933	Indian Oil Corport Ltd.	27,253
2100005	1002222	Fouress Engineering (India) Limited	64,65,50,993
2100005	1002253	Mahanadi Coalfields Ltd Unite 3 & 4	1,63,000
2100005	1002276	Gandhar Oil Refinery India Limited	56,62,81,827
2100005	1002295	Eleeanora Images Pvt In Ltd	41,630
2100005	1002301	Delta Technica	29,50,000
2100005	2000028	AES India Pvt Ltd	1,91,934
2100005	2000149	Prasanna Pradhan	13,00,00,000
2100005	2000318	Dhirendra Kumar Dixit	58,179
2100005	2000342	Gourav Engineering Works	46,373
2100005	2000381	Executive Engineer Main Dam	1,18,361
2100005	2000751	Manabodh Padhan, Vehicle Owner	3,75,87,214
2100005	2000821	Narshing Padhan	-2,447
2100005	2000829	National Safety Council	-2,871
2100005	2000866	OPTCL BBSR	15,415
2100005	2000899	Padmanetra Barik	1,37,13,110
2100005	2000900	Pandaba Charana Patel	1,03,535
2100005	2001039	Ranchi Security (P) Ltd.	14,999
2100005	2001041	Ranjan Kumar Bhoi	16,25,155
2100005	2001174	Shree Balaji Engicons Pvt Ltd.	-1,08,727
2100005	2001239	State Pollution Control Board	2,05,99,968
2100005	2001647	FA & CAO, SEC Railway Bilaspur	7,517
2100005	2001795	Powergrid Corporation	7,29,09,966
2100005	2001871	Subrat Kumar Padhan	10,75,05,908
2100005	2001872	Reliance General Insurance Co.Ltd	-2,920
2100005	2001898	M S DRILLS	1,33,93,000
2100005	2001998	Central Inst of Mining & Fuel Resea	1,27,811
2100005	2001999	Puri Municipality	21,24,000
2100005	2002131	CSIR- Institite of Minerals & Mater	4,50,000
2100005	2002210	D S Associates	2,33,640
2100005	2002213	United Engineers Pvt Ltd	1,14,175
2100005	2002279	Dish TV India Ltd	37,241
2100005	2002324	Rural Water Supply & sanitation (JS	2,88,048
2100005	2002325	Rural Water Supply & sanitation (SN	9,21,047
2100005	2002364	Baljeet Constuction	1463664
2100005	2002372	Purnima Enterprises	8,317
2100005	2002429	Giriraj Water Solutions Pvt. Ltd	360596
2100005	2002448	INGERSOLL RAND INDIA LIMITED	862184
2045030	Entry tax Recoverable- BHEL		761668.11
2040009	Land & deve Exp		2050235
			743558
			5,16,41,01,544
			51,641.02
			1,28,97,32,842

Land Advance




Odisha Power Generation Corporation Limited
Trade Advances as on 21 August 2019

960


Annexure 2

GL	Vendor Code	Name of the Vendors	Amounts
2045001	2001451	IDCO	
2045001	2002365	OPTCL Shakti Bhawan	15,499
2045001	1001605	Steel Authority Of Ind Ltd- Nagpur	20,00,00,000
2045001	1001750	Thermex Ltd	25,212
2045001	2000408	G C Mohapatra	7,17,406
2045001	2001194	Simplex Concrete Pipes Ltd.	46,534
2045001	2001308	Techno Electric & Engineering	16,53,587
2045001	2001535	Ilisco Ltd.	1,11,466
2045001	2001402	M/S Triveni Engineering Works	7,39,456
2100005	1000222	Bharat Heavy Electricals Ltd.	8,37,546
2100005	1001965	Mahanadi Coalfields Limited	21,74,409
2100005	1002253	Mahanadi Coalfields Ltd Unite 3 & 4	21,17,00,412
2100005	1002295	Eleenora Images Pvt In Ltd	8,76,00,000
2100005	2000028	AES India Pvt Ltd	-29,50,000
2100005	2000077	Architects Studio BBSR	3,30,090
2100005	2001381	Vibrant Ndt Services	84,270
2100005	2001428	Infogarden	14,500
2100005	2001440	Utkal Furniture & Allied Industry	5,664
2100005	2001459	M/Skplm Kolkata	2,125
2100005	2001460	Smt. Rama Devi	34,000
2100005	2001461	P.N.Mohaptra	6,000
2100005	2001462	Sourav Goel	35,000
2100005	2001465	Ministry Of Enviroment And Forest (22,000
2100005	2001466	Anshuman Creative Art	30,000
2100005	2001467	Ibm India Private Ltd	25,000
2100005	2001468	The Principal Iti Cuttack	47,040
2100005	2001469	V T Infotech	5,42,248
2100005	2001472	Jbmt & Associates	62,200
2100005	2001473	United India Insurance Company Ltd	2,500
2100005	2001568	Gayatri Travels	4,73,130
2100005	2001730	Durga Prasad Nanda	180
2100005	2001733	Government of Odisha	5,862
2100005	2001749	NIROD KUMAR SAHU	66,150
2100005	2001815	SRINIBAS PRADHAN	17,429
2100005	2001860	Inst. of Quality & Environment Mang	375
2100005	2002275	SBI General Insurance Company Ltd	9,500
2100005	2002401	National insurance Company Ltd	4,00,000
2100005	2002418	Acuite Ratings and Research Ltd	58,21,800
2100005	2002456	Tata Power Trading Company Ltd	2,36,000
2100005	1000158	Auma (India) Pvt. Ltd.	2,36,000
2100005	1000165	Avcon Controls Pvt. Ltd.	92,182
2100005	1000212	Bharat Earth Movers Limited	47,441
2100005	1000215	BHEL Ranipet	86,036
2100005	1000216	BHEL Bhopal	-34,85,062
2100005	1000218	BHEL Haridwar	4,14,700
2100005	1000219	BHEL Banglore	1,29,01,080
2100005	1000220	Bharat Heavy Electricals Limited, B	15,770
2100005	1000405	Eagle Burgmann India Pvt Limited	3,79,400
2100005	1000482	Fab Erectors	6,09,701
2100005	1000516	FLOWERVE SANMAR LIMITED	17,57,592
2100005	1000624	Hindustan Petroleum Corporation Lim	4,67,612
			40,144




961

2100005	1000541	Hmt Machine Tools Limited	69,885
2100005	1000652	Hydro Power Corporation	80,240
2100005	1000678	Indian Oil Corporation Limited	1
2100005	1000817	Kasi Equipments	22,978
2100005	1000854	Kirloskar Electric Co. Ltd.	372
2100005	1000863	Konark Enterprises	77,516
2100005	1000913	Logicladder Technologies Pvt. Ltd.	3,442
2100005	1000950	Macawber Beekay Pvt. Ltd.	1,42,308
2100005	1001027	KSB MIL Controls Ltd	5,75,031
2100005	1001141	Omega Industries Pvt. Ltd.	8,79,796
2100005	1001148	Oriental Enterprises	18,085
2100005	1001167	Paharpur Cooling Towers Limited	1,98,977
2100005	1001226	Power Tech Corporation	2,63,172
2100005	1001322	Rajat Metal Industries	3,22,925
2100005	1001428	Sambeet Tools & Equipments	2,49,112
2100005	1001434	Sanket Communications Pvt. Ltd.	900
2100005	1001465	Shah Enterprises- Rourkela	330
2100005	1001605	Steel Authority Of Ind Ltd- Nagpur	3,34,092
2100005	1001606	Steel Authority Of Ind Ltd- Durgapu	14,34,880
2100005	1001607	Steel Authority Of Ind Ltd- Kolkata	1,48,133
2100005	1001610	Steel Authority Of India	3,67,72,179
2100005	1001677	Symboisis	20,45,412
2100005	1001770	Tractel Tirfor India Ltd	5,61,680
2100005	1001857	Vestas Hose Division- New Delhi	22,363
2100005	1001944	Voith Turbo Pvt Ltd- Hyderabad	50,186
2100005	1001965	Mahanadi Coalfields Limited	1,53,74,40,852
2100005	1002040	BHEL- EDN BANGALORE (UNIT 3&4)	4,69,278
2100005	1002084	I R Techonology Services Pvt Ltd	300
2100005	1002098	Futuristic Climate Controls	28,320
2100005	1002100	Jayshree Engineering Works	5,280
2100005	1002162	BINAYAK TRADERS	9,765
2100005	1002164	Rajen Enterprise	3,57,743
2100005	1002222	Fouress Engineering (India) Limited	2,21,680
2100005	1002230	Bells Electrical Company	10,384
2100005	1002232	Dhanbad Electrical Pvt Ltd	6,608
2100005	2000003	Alok Pattnaik	45
2100005	2000028	AES India Pvt Ltd	5,40,724
2100005	2000050	Amarendra Singh	76,415
2100005	2000074	Arabinda Tripathy	1,13,770
2100005	2000095	Ashok Kumar Kisan	21,756
2100005	2000103	Asst. Director Of Factories & Boiler	72,000
2100005	2000151	Bhel Kolkata	69,400
2100005	2000153	BHEL Tiruchirappalli	2,67,309
2100005	2000162	Bhel	1,55,56,022
2100005	2000163	Bhel, Hyderabad	34,330
2100005	2000164	Bhel- Bangalore	-25,41,341
2100005	2000167	Bhel -Ranipet	-1,26,650
2100005	2000168	Bhel, Goindwal, Punjab	-16,434
2100005	2000169	Bhel, Varanasi	-1,85,304
2100005	2000170	Bhel, Jhansi	4,03,183
2100005	2000171	Bhel, Others	61,827
2100005	2000172	Bhel, Secunderabad	1,48,54,643
2100005	2000173	Bhel-Bhopal	-1,89,882
2100005	2000174	Bharat Heavy Electricals Limited	54,94,782
2100005	2000175	Bhel-Hardwar	30,92,289




43

2100005	2000176	Bhel-Mumbai	22,037
2100005	2000177	Bhel-Trichy	-14,63,812
2100005	2000201	Binay Kumar Sharma	2,605
2100005	2000202	Binod Kuanr	283
2100005	2000234	Prakash Pradhan	27,297
2100005	2000248	Central Power Research Inst Kolkata	7,605
2100005	2000250	Central Power Research Institute,	20,562
2100005	2000293	Damodar Nath, Vehicle Owner	1,10,905
2100005	2000300	Dear Deal	36,320
2100005	2000314	Development Consultants Pvt Ltd	2,61,963
2100005	2000318	Dhirendra Kumar Dixit	2,55,805
2100005	2000342	Gourav Engineering Works	52,368
2100005	2000345	Dusmanta Patua	21,520
2100005	2000353	Eastern Media Ltd	700
2100005	2000384	Executive Security Service Pvt.Ltd.	13,22,662
2100005	2000431	Gen. Secretary Ib Club	17,000
2100005	2000444	Gopal Krushna Panda	1,646
2100005	2000464	Hari Omm Engineering & Associates	2,76,532
2100005	2000533	IRC Engineering Services India	4,17,000
2100005	2000576	Jitendra Padhan	96,643
2100005	2000579	Jogamaya Sahu	81,294
2100005	2000607	Karunakar Sahu	1,27,693
2100005	2000666	Link Well Electronics P Ltd- Delhi	11,236
2100005	2000751	Manabodh Padhan, Vehicle Owner	42,137
2100005	2000818	Narendra Kumar Panda	69,950
2100005	2000821	Narshing Padhan	1,90,903
2100005	2000829	National Safety Council	54,223
2100005	2000838	Nimai Charan Pandey	3,394
2100005	2000842	Niranjan Sahoo, Vehicle Owner	915
2100005	2000850	Ntpc Ltd	6,440
2100005	2000866	OPTCL BBSR	9,51,678
2100005	2000874	Oriental Security Services	96,032
2100005	2000885	Otis Elevator Co India Ltd	352
2100005	2000900	Pandaba Charana Patel	35,972
2100005	2000951	Prakash Padhee, Vehicle Owner	50,717
2100005	2000969	Pratap Kumar Samal	72,754
2100005	2000981	Principal, P.S. (Jr) College, Hemgir	3,50,000
2100005	2001017	Rahul Service	76,564
2100005	2001025	Rajit Ekka, Vehicle Owner	13,982
2100005	2001029	Ram Krushna Thapa	15,850
2100005	2001030	Ramakanta Biswal	23,234
2100005	2001039	Ranchi Security (P) Ltd.	16,61,496
2100005	2001040	Ranjan Kumar Badhai	35,167
2100005	2001041	Ranjan Kumar Bhoi	1,33,127
2100005	2001062	Rk Engineering	1,42,500
2100005	2001096	Sagar Panda	1,553
2100005	2001098	Sahaj E-Village Limited, Bbsr	2,17,590
2100005	2001104	Sail, Nagpur	67,746
2100005	2001105	Saishakti Associates	8,427
2100005	2001127	Santosh Nath	11,521
2100005	2001135	Saroj Biswal	-1,459
2100005	2001179	Shree Viswakarma Construction	1,10,147
2100005	2001235	Standard Testing Laboratory, Bbsr	1,42,000
2100005	2001248	Subrat Kumar Lenka, Vehicle Owner	10,042
2100005	2001249	Subrata Kumar Patel, Vehicle Owner	95,481



2100005	2001257	Sunil Kumar Panda	45
2100005	2001284	Sushil Pradhan- VEHICLE OWNER	48,613
2100005	2001296	Taranisen Behera	2,12,446
2100005	2001298	Tarunakanta Bohidar, Hemgir	16,244
2100005	2001312	Tejraj Patel, Jharsuguda	42,364
2100005	2001349	Ultra-Tech Laboratories Pvt. Ltd.	4,832
2100005	2001367	Utkal Udyan Pvt Ltd	19,306
2100005	2001501	Randstad India Ltd	5,174
2100005	2001515	Baishnabi Constn. (Prop: Maheswar N	10,150
2100005	2001516	Vattarika Transport (Prop: Madhumit	89,306
2100005	2001517	Arrow Instruments Calibration	1,828
2100005	2001518	CMS IT Services Pvt. Ltd.	5,605
2100005	2001524	Sanatan Biswal (Advocate)	25,000
2100005	2001576	The New India Assurance Co Ltd	8,632
2100005	2001596	HOTEL PRATIK	4,662
2100005	2001647	FA & CAO, SEC Railway Bilaspur	14,18,990
2100005	2001674	Shebakram Majhi	2,576
2100005	2001728	Krishna Automotive	72,479
2100005	2001759	SHRAMIK SAMBAD	10,000
2100005	2001791	Biraj Kumar Burh	51,585
2100005	2001798	Chhatrapati Biswal (Vehicle Owner)	1,26,015
2100005	2001814	Ramakanta Sahu	1,967
2100005	2001871	Subrat Kumar Padhan	3,41,986
2100005	2001883	Kartika Patel	1,35,444
2100005	2001898	M S DRILLS	12,268
2100005	2001917	GOBIND LOHAR	69,199
2100005	2001938	Deepak Kumar Pradhan	24,880
2100005	2001961	Dinabandhu pani (Vehicle Owner)	87,259
2100005	2001971	Siemens Healthcare Private Limited	23,861
2100005	2002010	Kalakanhu Suna (Vehicle Owner)	37,860
2100005	2002011	Satyaban Patel (vehicle Owner)	94,822
2100005	2002031	IB SRUSHTI WOMEN LIVELIHOODS SERVIC	62,068
2100005	2002041	Binod Ping (Vehicle Owner)	1,20,356
2100005	2002045	ABHIMANYU GOUR	44,702
2100005	2002046	KAPILA NAIK	-336
2100005	2002061	Rabindra Seth	1,74,997
2100005	2002109	Pratul Dash	2,283
2100005	2002125	Nayantara Jalswal	16,864
2100005	2002128	Rahasa Rout (Vehicle Owner)	84,603
2100005	2002137	Horil Das	1,03,259
2100005	2002138	Gulapi Bag	42,091
2100005	2002148	Dipak Khamari	3,606
2100005	2002149	Maheswar Nayak (vehicle Owner)	87,226
2100005	2002158	Deepak Kumar Pradhan (Vehicle Owner)	27,710
2100005	2002170	PCCF, ODISHA, BHUBANESWAR & CCF	96,989
2100005	2002186	AJIT MEHER	90,861
2100005	2002219	Tikeshwar Biswal	95,407
2100005	2002220	Nadeem Khan (Vehicle Owner)	84,410
2100005	2002244	Jashobanti Bhaisal	3,44,791
2100005	2002245	Amruta Khamari	76,454
2100005	2002251	GIRIDHARI PATEL	14,264
2100005	2002254	Sabita Swain	66,391
2100005	2002256	Pradeep Kumar Pradhan	1,05,771
2100005	2002263	Jaya Suna	82,083
2100005	2002264	Tushar Manshi	44,281



964

2100005	2002282	Ashlo Kanta	1,54,761
2100005	2002306	Kishan Kumar Sahu	75,600
2100005	2002307	Ashadevi Choudhary	48,490
2100005	2002309	Ranjit Kumar Patel	1,31,154
2100005	2002343	RumKi Mitra	77,952
2100005	2002347	Sanatan Biswal (Vehicle Owner)	52,167
2100005	2002369	Sanjay Singh (Vehicle Owner)	1,75,513
2100005	2002370	Ajay Kumar Munda (Vehicle Owner)	55,546
2100005	2002395	Benudhar Naik	30,614
2100005	2002433	DHL Express(India) Pvt Ltd	1,42,887
2100005	2002445	Surender Kumar	70,721
2100005	2002450	Amit Choudhury	53,681
2100005	2002453	Ashutosh Senapati	44,717
2100005	2002469	Pabitra Kumar Patel	12,023
2100005	2002474	UMESH PRASAD GOND	6,677
2100005	9000004	Sadasiba Panda (542)	5963
2100005	9000041	Abhishek Ghosh	900
2100005	9000068	Anuj Kumar Singh, Document Controll	58
2100005	2001413	M/S Triveni Engineering Works	942741.9
2100005	2001417	Gridco	8598
2100005	2001644	Bipin Bihari Das	30000
2100005	1000215	BHEL Ranipet	113000
2100005	1000263	Bothra Drill Corporation	69722
2100005	1000674	Indian Oil Corport Ltd- JSG	25604745.6
2100005	1000880	Kundlia Refrigeration Co.	98253
2100005	1001677	Symboisis	527602
2100005	1001933	Indian Oil Corport Ltd.	30324757.05
2100005	2001041	Ranjan Kumar Bhoi	-16931
Total			2,21,50,27,012

22,150.27



965

Odisha Power Generation Corporation Limited

Security Deposit payable U3& U4

As on 21 Aug 2019

Annexure 3

GL	Vendor Code	Name of the Vendors	Amounts
1120001	2000833	NCC LTD.	10,34,58,360
1120001	2001965	V & R Tata Engineering Company	45,40,919
1120001	2002341	Melco India Pvt. Ltd. (Odisha)	28,31,402
1120001	2002208	Society for Action in Community Hea	24,19,891
1120001	2000149	Prasanna Pradhan	22,94,702
1120001	1001554	Sivasakthi Power Services Pvt Ltd	19,64,040
1120001	2002249	NEW INDIA ENTERPRISE	18,13,078
1120001	2000818	Narendra Kumar Panda	13,97,510
1120001	2001898	M S DRILLS	13,90,660
1120001	2002345	Encotec Energy India Pvt Ltd	11,80,555
1120001	2001820	Shilpa Hospitality Services	10,34,812
1120001	2002213	United Engineers Pvt Ltd	10,14,058
1120001	2001296	Taranisen Behera	10,11,059
1120001	2001815	SRINIBAS PRADHAN	9,64,490
1120001	2001758	UNITED RAIL ROAD CONSULTANTS PVT LT	9,14,279
1120001	2002210	D S Associates	8,50,080
1120001	2001813	Sunray Electricals	4,59,085
1120001	2001174	Shree Balaji Engicons Pvt Ltd.	4,51,447
1120001	1000089	Analogic Weighing & Automation	4,33,596
1120001	2000318	Dhirendra Kumar Dixit	4,17,570
1120001	2000841	Niranjan Kharsel	3,93,848
1120001	2002379	Gayatri Agency	3,91,105
1120001	2001717	Giri Enterprises	3,68,143
1120001	2002233	Maruti Electricals	3,53,042
1120001	1000882	L.K.Pradhan	3,25,453
1120001	2002409	Sungrin Trading Co Pvt Ltd	3,02,406
1120001	2000899	Padmanetra Barik	2,79,080
1120001	2001041	Ranjan Kumar Bhoi	2,42,950
1120001	2001518	CMS IT Services Pvt. Ltd.	2,21,763
1120001	2000762	Maruti Associates	1,86,963
1120001	2001681	Rajasthan Construction Co.	1,80,078
1120001	2002181	SDEAS	1,66,513
1120001	2000342	Gourav Engineering Works	1,50,039
1120001	2002339	JAY BABA LOKNATH ENTERPRISES	1,44,537
1120001	2002308	Kaizen IT services Private Limited	1,25,019
1120001	2001051	Reliance Communications	1,05,918
1120001	1001353	Reliance Communications Ltd.	95,028
1120001	2002239	Metal Engineering	60,084
1120001	2000464	Hari Omm Engineering & Associates	59,763
1120001	2002364	Baljeet Constuction	59,530
1120001	1001263	Printlink Computer & Communication	48,299
1120001	2002356	Gouri Shankar Pradhan	47,696



9.66

1120001	2002360	Keshaba Kumar Pradhan	47,614
1120001	2001877	Bharat Pest Management	45,738
1120001	2002053	Anjan Kumar Sahu	42,432
1120001	2002008	Tirupati Enterprises	41,300
1120001	2001786	MANTRA UDYOG	41,000
1120001	1002220	Sparr Electronics Limited	39,204
1120001	1001436	Sanskriti Associates Private	29,390
1120001	2000055	Anadi Charan Nath	18,469
1120001	2001357	Unique Power Generation Pvt. Ltd.	18,160
1120001	2000662	Light Palace	15,424
1120001	2000874	Oriental Security Services	15,297
1120001	2001779	CONNEXION STAFFING	12,881
1120001	2000104	Netzone Technology	12,484
1120001	2002188	Pramodini Traders	8,239
1120001	2001052	Reliance Communications	7,394
1120001	2000377	Everest Computers, Nayapali, Bbsr	6,134
1120001	1000437	Embee Software Private Limited	4,272
1130001	1000101	Apex Distributors	5,500
1130001	1000821	Kay Bee Sales & Services	4,000
1130001	1000973	Malati Enterprises	19,500
1130001	1001116	Nitex Enterprises	1,000
1130001	1001417	Saha Agencies	500
1130001	1001691	Tanush Corporation	6,000
1130001	1001826	Utkal Industrial & Safety Products	2,000
1130001	1002010	J K Electro Power	50,000
1130001	1002081	Nigam Computers & Services	1,000
1130001	2000318	Dhirendra Kumar Dixit	10,000
1130001	2000593	K-2 Infosys	5,000
1130001	2000839	Nimbus Technologies	3,000
1130001	2000841	Niranjana Kharsel	5,000
1130001	2000899	Padmanetra Barik	10,000
1130001	2001041	Ranjan Kumar Bhoi	14,000
1130001	2001179	Shree Viswakarma Construction	1,25,000
1130001	2001203	Snehalata Enterprisers	30,000
1130001	2001433	Cadd Consulting Engineers Pvt Ltd	2,000
1130001	2001786	MANTRA UDYOG	2,000
1130001	2001811	Mashel Electric	5,000
1130001	2001898	M S DRILLS	35,000
1130001	2001898	M S DRILLS	25,000
1130001	2002124	S. M. Consultants	5,000
1130001	2002188	Pramodini Traders	1,200
1130001	2002233	Maruti Electricals	25,000
1130001	2002283	Mamata Hota	27,000
1131001	1000033	Aditi Enterprise	87,140
1131001	1000188	Bard Roy Infotech (P) Ltd	6,111
1131001	1000206	BGR Energy System Ltd (Unit 3 & 4)	1,51,22,207
1131001	1000439	Emencee Marketing	12,300





967

1131001	1000490	Ferrocare Machines Pvt. Ltd.	2,90,450
1131001	1000602	LT Cartridge	36,943
1131001	1000710	Infotek Services	13,437
1131001	1000714	Insat Communication Systems	66,371
1131001	1001024	Microtech Software Pvt. Ltd.	19,525
1131001	1001539	Signtech	1,00,000
1131001	1001627	Sujata Computers Pvt. Ltd.	47,667
1131001	1001691	Tanush Corporation	30,044
1131001	1001703	Techniche Consulting Services,	15,233
1131001	1001953	United ECO Care Consultant Pvt Ltd	4,64,887
1131001	1002079	R.S Enterprises	1,25,964
1131001	1002082	Titagarh Wagons Limited	6,67,55,216
1131001	1002259	Tribotech	72,258
1131001	2000003	Alok Pattnaik	22,789
1131001	2000141	BGR Energy System Ltd (Unit 3 & 4)	4,50,12,267
1131001	2000149	Prasanna Pradhan	5,12,565
1131001	2000166	Bhel -New Delhi (Project-3 & 4)	3,61,909
1131001	2000318	Dhirendra Kumar Dixit	2,00,354
1131001	2000342	Gourav Engineering Works	3,23,910
1131001	2000410	G S Infocom	1,17,390
1131001	2000448	Goutam Sanwani,	6,639
1131001	2000469	Hayajami Porta Solutions Pvt Ltd	22,247
1131001	2000540	It Clinic	7,398
1131001	2000593	K-2 Infosys	7,849
1131001	2000618	Khageswar Kuar, Hemgir	7,979
1131001	2000651	Larsen & Toubro Ltd	9,10,372
1131001	2000662	Light Palace	3,140
1131001	2000833	NCC LTD.	2,64,31,838
1131001	2000839	Nimbus Technologies	96,740
1131001	2000841	Niranjan Kharsel	1,55,391
1131001	2000899	Padmanetra Barik	95,792
1131001	2001039	Ranchi Security (P) Ltd.	6,65,380
1131001	2001041	Ranjan Kumar Bhoi	93,315
1131001	2001051	Reliance Communications	12,560
1131001	2001174	Shree Balaji Engicons Pvt Ltd.	1,07,63,798
1131001	2001179	Shree Viswakarma Construction	43,865
1131001	2001518	CMS IT Services Pvt. Ltd.	48,486
1131001	2001811	Mashel Electric	27,728
1131001	2001820	Shilpa Hospitality Services	11,131
1131001	2001898	M S DRILLS	5,77,946
1131001	2001921	D.K. Engineering & Construction	2,62,501
1131001	2001968	Gram Vikas	6,44,638
1131001	2002365	OPTCL Shakti Bhawan	20,00,000
1131002	1000882	L.K.Pradhan	11,558
1131002	1001554	Sivasakthi Power Services Pvt Ltd	12,59,203
1131002	2000055	Anadi Charan Nath	3,403
1131002	2000149	Prasanna Pradhan	2,86,934



968

1131002	2000318	Dhirendra Kumar Dixit	54,092
1131002	2000342	Gourav Engineering Works	19,530
1131002	2000667	Lk Pradhan	17,539
1131002	2000762	Maruti Associates	33,500
1131002	2000818	Narendra Kumar Panda	2,44,967
1131002	2000841	Niranjan Kharsel	4,45,744
1131002	2000899	Padmanetra Barik	50,510
1131002	2001039	Ranchi Security (P) Ltd.	4,041
1131002	2001041	Ranjan Kumar Bhoi	1,15,144
1131002	2001130	Sarala Engineering Works	27,127
1131002	2001179	Shree Viswakarma Construction	41,230
1131002	2001203	Snehalata Enterprisers	54,659
1131002	2001296	Taranisen Behera	3,12,018
1131002	2001681	Rajasthan Construction Co.	53,728
1131002	2001717	Giri Enterprises	76,310
1131002	2001758	UNITED RAIL ROAD CONSULTANTS PVT LT	3,16,770
1131002	2001813	Sunray Electricals	46,081
1131002	2001815	SRINIBAS PRADHAN	12,717
1131002	2001820	Shilpa Hospitality Services	8,57,798
1131002	2001898	M S DRILLS	1,64,359
1131002	2001965	V & R Tata Engineering Company	1,15,244
1131002	2002008	Tirupati Enterprises	7,114
1131002	2002121	Mandakini Engineering	31,696
1131002	2002180	OM SAI SERVICES	46,997
1131002	2002181	SDEAS	57,827
1131002	2002208	Society for Action in Community Hea	1,55,741
1131002	2002210	D S Associates	25,693
1131002	2002213	United Engineers Pvt Ltd	16,766
1131002	2002233	Maruti Electricals	38,969
1131002	2002239	Metal Engineering	7,092
1131002	2002249	NEW INDIA ENTERPRISE	1,55,451
1131002	2002339	JAY BABA LOKNATH ENTERPRISES	1,05,043
1131002	2002341	Melco India Pvt. Ltd. (Odisha)	14,37,904
1131002	2002345	Encotec Energy India Pvt Ltd	6,86,759
1131002	2002364	Baljeet Constuction	17,599
1131002	2002379	Gayatri Agency	25,799
1131002	2002409	Sungrin Trading Co Pvt Ltd	23,131
1131003	2000141	BGR Energy System Ltd (Unit 3 & 4)	37,21,739
1131003	2001174	Shree Balaji Engicons Pvt Ltd.	5,87,215
1131003	2001179	Shree Viswakarma Construction	8,36,259
1131003	2001681	Rajasthan Construction Co.	1,64,282
1131003	2001921	D.K. Engineering & Construction	75,151
1131003	2001968	Gram Vikas	3,95,645
Total			32,19,30,730



969

Odisha Power Generation Corporation Limited

Security Deposit payable Trade

As on 21 Aug 2019

Annexure 4


GL	Vendor Code	Name of the Vendors	Amounts
1120001	2001431	S.N.Kanungo- BBSR	1,78,400
1120001	2000729	M/S Tehsin Khan Catering Services	1,18,689
1120001	2001430	M/S Sipl Kolkatta	91,220
1120001	2002314	Queens Kitchen	67,255
1120001	2002224	R.S Entrepreneurs Pvt Ltd	24,030
1120001	1002058	Fitness Corner	18,000
1120001	2000044	Allay Software Solutions	17,800
1120001	2002190	Smart Database Solutions Pvt Ltd	16,566
1120001	2002272	CLOUD-9	6,800
1120001	2001819	Pradhan Caterer	5,696
1120001	1000505	Fire Stop Sales & Services	5,000
1120001	2000540	It Clinic	5,000
1120001	2001428	Infogarden	4,011
1120001	2001420	Janaki Nath Sharma	2,454
1120001	2001426	First Flight Couriers Ltd	2,000
1120001	2001179	Shree Viswakarma Construction	47,31,124
1120001	2001815	SRINIBAS PRADHAN	41,97,417
1120001	2000342	Gourav Engineering Works	29,41,920
1120001	2001864	UTKAL PROJECTS PRIVATE LIMITED	25,30,106
1120001	2001820	Shilpa Hospitality Services	19,10,178
1120001	2001784	TPS Infrastructure Limited	18,74,565
1120001	2000620	KHFM Hospitality&Facility Managemen	18,25,965
1120001	2000055	Anadi Charan Nath	17,82,704
1120001	1000482	Fab Erectors	17,63,952
1120001	2001296	Taranisen Behera	16,37,491
1120001	2000854	Oasis Agro Pvt Ltd	15,62,511
1120001	2000149	Prasanna Pradhan	14,58,547
1120001	2000384	Executive Security Service Pvt.Ltd.	13,35,605
1120001	2000318	Dhirendra Kumar Dixit	10,97,520
1120001	2000818	Narendra Kumar Panda	10,38,332
1120001	2000662	Light Palace	9,09,648
1120001	1001075	Narasimha Engineering Works	8,66,430
1120001	2000762	Maruti Associates	8,39,466
1120001	2001357	Unique Power Generation Pvt. Ltd.	8,15,252
1120001	2001518	CMS IT Services Pvt. Ltd.	7,14,224
1120001	1001703	Techniche Consulting Services,	6,77,738
1120001	2000730	M/S U.Tech Service	6,58,970
1120001	2000020	Access Livelihoods Consulting India	6,21,032
1120001	2001078	S N Kanungo	5,35,503
1120001	2001237	Star Engineering Company	5,15,640
1120001	2001965	V & R Tata Engineering Company	4,79,740
1120001	2002195	H S Builders	4,17,326
1120001	2001758	UNITED RAIL ROAD CONSULTANTS PVT LT	4,04,558
1120001	2000743	Mahavir Constructions	3,83,132
1120001	2001174	Shree Balaji Engicons Pvt Ltd.	3,75,584
1120001	2001299	Tata Consulting Engineers Ltd	3,68,410
1120001	2000352	Eastern Engineering	3,41,395
1120001	2000599	Kalinga Insulation, Jagatsinghpur	3,29,716
1120001	2000576	Jitendra Padhan	3,13,104
1120001	2000841	Niranjan Kharsel	3,09,792
1120001	2000941	Prabhat Engineering Works,	3,01,925



- 51 -

970

1120001	1001942	Quality Engineers	1,98,093
1120001	2001054	Remag Electrons (Pvt) Ltd	2,83,230
1120001	2001334	Trayi Consulting Pvt. Ltd	2,77,686
1120001	2000505	Indo Bell Insulations Ltd.	2,64,239
1120001	1002111	Gangotri Turbo Tech Engg Servi Pvt	2,62,115
1120001	2002339	JAY BABA LOKNATH ENTERPRISES	2,57,104
1120001	2000899	Padmanetra Barik	2,54,810
1120001	2002271	P and A Advertising Agency Pvt Ltd	2,54,071
1120001	2001389	WAFT-AGE	2,40,147
1120001	2000832	Nbc Asia Pvt Ltd	2,38,424
1120001	2001264	Sundar Traders	2,30,906
1120001	2000464	Hari Omm Engineering & Associates	2,22,578
1120001	2001052	Reliance Communications	2,20,601
1120001	2000975	Precision Engineering	2,18,958
1120001	2002107	Jai Jangannath Engineering works	2,06,500
1120001	2002088	BM Engineering	2,05,320
1120001	2000121	B.L.Electrical Chennai	2,01,175
1120001	2000088	Ashok Bricks Industries (P) Ltd.	1,94,804
1120001	1001554	Sivasakthi Power Services Pvt Ltd	1,93,075
1120001	2000159	Bhavani Erectors Pvt Ltd Kollam	1,87,918
1120001	2000559	Jalnidhi Bitumen Specialities Pvt	1,70,878
1120001	2000560	Janata Engineering Works	1,62,682
1120001	2000491	Idc Ltd.	1,59,390
1120001	2002177	Bureau Veritas India Pvt. Ltd.	1,49,600
1120001	1001898	WEIR MINERALS INDIA PVT. LTD.	1,46,259
1120001	2001375	Vasavi Power Services Pvt. Ltd.	1,44,776
1120001	1001186	Pathway Engineering Co.Pvt.Ltd.	1,42,443
1120001	2002233	Maruti Electricals	1,35,011
1120001	2000849	NTPC Alstom Power Services Pvt.Ltd.	1,34,080
1120001	1001897	Weir India Pvt.Ltd	1,33,768
1120001	2002408	Cipet-CSTS, Balasore	1,30,397
1120001	2000837	Nikhil Kumar Naik	1,29,301
1120001	2000670	M. Mukthi Nath, Bus Owner	1,27,499
1120001	2001088	S.K.Goenka	1,26,394
1120001	2002217	MVS ACMEI Technologies Pvt Ltd	1,26,150
1120001	1000981	Manilal And Brothers	1,25,950
1120001	2000360	Electrical Research & Devp Associat	1,22,103
1120001	1000882	L.K.Pradhan	1,20,206
1120001	2000674	Calcutta Electric Motors Rewinding	1,17,831
1120001	2000612	Ke Bergmann Flexibles India Pvt Ltd	1,17,055
1120001	2000377	Everest Computers, Nayapali, Bbsr	1,16,429
1120001	2000051	Amarnath Agrawal & Co	1,01,952
1120001	2001002	R.K.Engineering Works	1,01,863
1120001	2001514	Energio Engineering Projects Limited	1,01,676
1120001	2000565	Jay Technical Services	99,678
1120001	1001870	Vinsan Commercial Products Pvt. Ltd	98,483
1120001	2001870	Palak Traders	96,950
1120001	2001071	Rudra Prashad Sahoo	94,573
1120001	2001343	Truly Pest Solution Pvt. Ltd.	93,780
1120001	2000462	Hari Electrical Works	93,057
1120001	2000414	G.R.Patel & Associates	92,819
1120001	2002043	SATIENT TECHNOLOGIES PVT LTD	92,576
1120001	2002172	Glyptic	91,588
1120001	2000876	Orissa Construction And Building	90,077
1120001	2002267	PRISM Industrial Corporation	89,468



971

1120001	2000903	Panther Security Service	88,992
1120001	2001648	Vishvas Power Engineering Services	86,821
1120001	2001041	Ranjan Kumar Bhoi	85,838
1120001	2001949	Association For Voluntary Action	83,086
1120001	2000885	Otis Elevator Co India Ltd	81,960
1120001	2001911	Vasavi MRO Pvt Ltd	80,500
1120001	2001645	Cartridge Bank	77,820
1120001	2002175	DEEQU LANDSCAPE IRRIGATION	77,586
1120001	2001341	Triveni Civi-Tech Pvt. Ltd.	77,497
1120001	2002373	Amman Rail Transport Services	76,700
1120001	2000667	Lk Pradhan	76,310
1120001	2000855	Obcc Ltd	73,097
1120001	2002332	The Sealcoat Structural Works Pvt Lt	73,037
1120001	2001747	Bharat Gyan Vigyan Samiti	71,340
1120001	1000715	Instrument & Control	71,001
1120001	2002073	Bimcon Associates	69,400
1120001	1002200	Century Industrial Product Pvt Ltd	67,968
1120001	1001298	R.K.Enterprises- Kolkata	67,855
1120001	2000276	Complex Metal & Chemicals Pvt Ltd	66,553
1120001	2000570	JAYASHREE ELECTRODEVICES PVT. LTD.	63,947
1120001	2000497	India Electric Works	63,457
1120001	1000695	Industrial Devices (India) Pvt.	61,508
1120001	2001184	Shri Kanyaka Industries Rkl	60,565
1120001	2001770	SHIVA HI-TECH	60,109
1120001	2000155	Bharat Sanchar Nigam Limited	60,000
1120001	1000069	Alstom Projects India Limited	59,678
1120001	2001967	Sangam Engineering Enterprises	59,225
1120001	2000525	Inspectorate Griffith India Pvt.Ltd	59,006
1120001	2000835	Nicco Engineering Services Ltd	57,702
1120001	1001123	North Street Cooling Towers (P) Ltd	57,548
1120001	2000083	Arudra Engineers Pvt Ltd	56,346
1120001	2001060	Rites Ltd	56,180
1120001	2001520	National Hydro Blasting	55,918
1120001	2002036	Biswas Engineering & Const Services	55,000
1120001	1001197	Perfect Chloro System- Chennai	54,697
1120001	2000056	Anagha Turbo Services Pvt Ltd	53,130
1120001	2000092	Ashok Kumar Chinda	52,400
1120001	2000386	F K Panda	50,910
1120001	2001084	S. N. Singh, Mech. Engineers &	49,936
1120001	2001366	Utkal Furniture & Allied Industry	49,393
1120001	2000965	Prasanta Kumar Sahu	49,088
1120001	2001192	Sigma Electronics	48,800
1120001	2000915	Perfect Chloro System- Chennai	48,673
1120001	2000395	First Flight Couriers Ltd- JSG	46,198
1120001	1001259	Premier (india) Bearings Ltd	46,133
1120001	2000878	Orissa Electrical Industries	45,837
1120001	1000369	Deep Enterprises Angul	45,656
1120001	1000629	Hindustan Tyre House	45,500
1120001	1001614	Sterling Valves And Controls	43,975
1120001	2000357	Efco Maschinenbau India Pvt Ltd	43,832
1120001	2001109	Samaleswari Traders	43,183
1120001	2002056	Vadim Infrastructure Private Limite	43,070
1120001	2001378	Verde Ventures Pvt. Ltd.	42,953
1120001	2002243	Vadim Infrastructure Private Limite	42,500
1120001	2000862	Omega Electrical Works	41,561





972

1120001	2000936	Power Tech Consultants	41,000
1120001	1001699	Techfab Systems Private Limited	40,000
1120001	1001805	Union Batteries Private Limited	39,324
1120001	1000946	OTIS Elevator Company Ltd	36,000
1120001	2001367	Utkal Udyan Pvt Ltd	34,498
1120001	2000501	Indian Register Of Shipping	33,396
1120001	2000460	Haragouri Industries	33,240
1120001	2002205	Electrical Research & Devp Associat	33,010
1120001	1000663	Ideal Industries Incorporation	32,858
1120001	2001201	Skf India Ltd.	32,743
1120001	1000305	Chembond Drewtreat Limited,	31,857
1120001	2001162	Shanthala Power Research	31,814
1120001	1000688	Indus Control & Automation Private	30,646
1120001	2002189	Bright Engineering Company	30,350
1120001	2000596	Kalinga Engineering Co-Operative	30,004
1120001	2001137	Saroj Kumar Naik	29,891
1120001	2001376	Vasu Chemicals LLP	29,686
1120001	1000505	Fire Stop Sales & Services	29,614
1120001	2000591	K.K.Associates	29,517
1120001	2000129	Balaji Engicons	29,500
1120001	2001066	Roop Construction	29,324
1120001	1000522	Formula One Solutions Pvt Ltd	29,260
1120001	2001315	The India Thermit Corporation Ltd	29,259
1120001	2000463	Hari Environmental Systems	28,665
1120001	2000079	Argus Interior Enterprises	27,343
1120001	2002320	Powertest Asia Pvt Ltd	26,786
1120001	2000946	Pradeep Trading Co Rkl	26,470
1120001	2000881	Oscar Media Services	26,438
1120001	2000218	Bonotronics	25,237
1120001	2001359	United Phosphorous Ltd- Jharsuguda	24,983
1120001	2000533	IRC Engineering Services India	24,412
1120001	2000128	Bajrang Traders	24,322
1120001	2000091	Ashok Kumar Behera	24,067
1120001	1001299	R.K.Tradings	23,933
1120001	2000249	Central Power Research Inst Nagpur	23,736
1120001	1000089	Analogic Weighing & Automation	23,494
1120001	2000919	PCI Pest Control Pvt Ltd	23,208
1120001	2001771	ELECTRO TECHNICAL SERVICES	23,000
1120001	2000638	Krushna Chandra Majhi	22,500
1120001	2002025	Vandi Industrial Engineers	21,500
1120001	1000714	Insat Communication Systems	21,405
1120001	2000874	Oriental Security Services	21,350
1120001	1000506	Firext Engineering Works	21,000
1120001	2002221	Niyatee Foundation	20,860
1120001	2001361	Usha Hydro Dynamics Limited	20,607
1120001	2002112	BHARAT PEST CONTROL & CO	20,231
1120001	2001186	Shyam Engineering Works.	20,182
1120001	2000979	Pricewaterhouse Coopers Pvt Ltd	20,000
1120001	2000124	Badal Pradhan	19,850
1120001	2001426	First Flight Couriers Ltd	19,700
1120001	2000671	M.G.Commercial Pvt Ltd	19,471
1120001	2000476	Himansu Routray	19,385
1120001	2000188	Bidesi Nayak	18,544
1120001	2000043	Alfa Power Engineering Services	18,400
1120001	2000590	K.J. Rao Associates	18,157




1120001	2000131	Shel Kolkata	18,000
1120001	2001034	Rameswar Roy	17,984
1120001	2000454	Gunamani Bhatta	17,583
1120001	2000125	Bains Constructions	16,745
1120001	2002354	Ganga Logistics	16,628
1120001	2000193	Bijay Kumar Seth	16,528
1120001	1000063	Alif Engineering Instruments	16,300
1120001	1000954	Maco Corporation (India) Pvt. Ltd.	16,050
1120001	2001196	Sinha Construction	15,891
1120001	2001769	MOODY INTERNATIONAL INDIA PVT LTD	15,600
1120001	2000759	Manoranjan Dash	15,500
1120001	2001321	Therapeutics Chemical Research	15,500
1120001	2000208	Bishmilla Enterprises	15,150
1120001	1000002	A To Z Electrical	14,620
1120001	2001007	Rabindra Barik	14,430
1120001	2000097	Ashok Pradhan	14,339
1120001	1002101	Starflex Bellows	14,175
1120001	2000107	Avinash Enterprises	14,080
1120001	1000557	Gee Energy Enterprises	14,000
1120001	2000253	Chakanand Senapati	13,840
1120001	2001497	TCI Freight	13,286
1120001	2000295	Das & Associates	13,135
1120001	2002438	Detect Technologies Private Limited	13,000
1120001	2002253	Tata Consulting Engineers Ltd	12,850
1120001	2000607	Karunakar Sahu	12,840
1120001	2002274	Universal Scientific Instruments	12,331
1120001	2000550	Jagannath Body Builders	12,300
1120001	2000099	Asiana Construction	12,225
1120001	2000183	Bhusan Sahu	12,143
1120001	2000922	Pintu Engineering Works	12,006
1120001	2000333	Dolamani Bhoi	11,832
1120001	1000524	Fortune Services	11,579
1120001	1001635	Sunderdas D. Hunsraj- Sambalpur	11,240
1120001	2002262	Santosi Electricals	10,974
1120001	2000481	Hi-Tech System And Automation	10,772
1120001	2000434	Giridhari Dash	10,767
1120001	2000184	Bibhuti Bhusan Tripathy	10,675
1120001	2000487	Hrusikesh Sha	10,541
1120001	2000002	Alok Kumar Tripathy	10,215
1120001	1000821	Kay Bee Sales & Services	10,150
1120001	2001074	S I Steel Brajrajnagar	10,130
1120001	2000265	Chittaranjan Pani	10,004
1120001	2000065	Annapurna Advertisers	10,000
1120001	2000592	K.R.Bedmutha Techno Associates Pvt	10,000
1120001	2000400	Flora Fountains & Amusements	9,963
1120001	2000154	Bharat Machinery	9,950
1120001	2001175	Shree Radhe Krishna Electrical	9,913
1120001	2001229	Srusti Associates	9,839
1120001	2001395	Yukon Enterprises Pvt.Ltd.	9,804
1120001	2001173	Shree Advertising Prop: Suresh More	9,758
1120001	2001161	Shanthala Power Limited	9,706
1120001	2001188	Sibananda Sahu	9,481
1120001	2000984	Puja Engineering & Construction	9,000
1120001	2000354	Eastern Trading Agency	8,878
1120001	2001824	Inspectorate Griffith India Pvt Ltd	8,652




977

1120001	1002148	Flowtech Air Control Services	8,624
1120001	2000311	Demech Chemicals Product Pvt Ltd	8,421
1120001	1000412	Eastern Gas Equipments Pvt.Ltd	8,354
1120001	2000910	PATITAPABAN ELECTRICAL WORKS	8,099
1120001	2001209	Spares Corporation Of India	8,000
1120001	2001335	Treadstone Rubber Pvt.Ltd.	7,887
1120001	2000912	Pawan Kumar Agrawal	7,772
1120001	2001100	Sai Constuction	7,691
1120001	2000053	Amresh Panda	7,530
1120001	2000616	Kerala State Electronic Development	7,350
1120001	2001225	Srikanta Kumar Panigrahi	7,298
1120001	1000817	Kasi Equipments	7,163
1120001	2001221	Sri Sai Civil Works	7,158
1120001	2000207	Birendra Kumar Panda	7,111
1120001	2000458	H.S.Carriers	7,102
1120001	2001232	Standard Publicity	7,000
1120001	2000090	Ashok Kumar Agrawal	6,998
1120001	2000338	Dtdc Courier & Cargo Ltd- Bangalore	6,784
1120001	2001134	Sari Enterprises	6,753
1120001	2000983	Project Wing (Hiw)	6,750
1120001	2000597	Kalinga Engineers	6,734
1120001	2000317	Dharmendra Kumar Bhoi	6,697
1120001	2002080	Bureau Veritas (I) Pvt Ltd	6,675
1120001	2000078	Areva T & D India Ltd	6,464
1120001	2000520	Indwell Constuction (P) Ltd.	6,220
1120001	1001228	Power Technics India Pvt Ltd	6,162
1120001	2000441	Godrej Hicare Ltd	6,105
1120001	2000626	Kishore Enterprises	6,010
1120001	1001466	Shah Shivji Valji & Co	6,000
1120001	2000042	Akulanda Hota	5,697
1120001	2000539	Iswar Prasad Bhoi	5,646
1120001	2002458	Shiba Prasad Sahoo	5,550
1120001	2000478	Hindustan Enterprises	5,488
1120001	2001080	S R Associates	5,418
1120001	2001131	Sarat Kumar Ganariwal	5,415
1120001	2000435	Girija Kanta Pradhan	5,277
1120001	2000796	Mohan Moharana	5,155
1120001	2001585	Pratap Kumar Panda	5,145
1120001	2001126	Santosh Kumar Panda	5,050
1120001	2001176	Shree Sarada Constructions	5,000
1120001	2002016	Fire & Safety Technlogy Services Pv	4,908
1120001	2000809	N K Duby	4,839
1120001	2001523	Laxmi Associates	4,790
1120001	2001783	D.S.Consultants And Engineering Pvt	4,752
1120001	2000461	Harekrushana Gouda	4,700
1120001	9000032	Ramesh Ch Behera (469)	4,700
1120001	2000805	Muralidhar Mohapatra	4,650
1120001	2000098	Asian Brown Beveri	4,633
1120001	2000110	B B Senapati	4,623
1120001	2000185	Bibhuti Kalet	4,611
1120001	2000657	Laxman Kalet	4,608
1120001	2000524	Innove Soft	4,500
1120001	2000292	Daitari Senapati	4,358
1120001	1000166	Avery India Ltd Cuttack	4,338
1120001	2001129	Sarada Chemicals	4,191



975

1120001	2000001	Alok Kumar Behera	4,142
1120001	2001276	Suresh Chandra Sahu	4,136
1120001	1000990	Marwaha Manufacturing Co.	4,100
1120001	2001056	Renuka Traders & Associates	4,097
1120001	2002406	IRD Mechanalysis Limited	3,990
1120001	2000567	Jayanta Naik	3,828
1120001	2001013	Raghumani Pradhan	3,751
1120001	2002351	Kherwadi Social Welfare Association	3,750
1120001	2000112	B P Construction	3,665
1120001	2000474	Hemanta Kumura, Rengali	3,658
1120001	2000104	Netzone Technology	3,376
1120001	2000992	R K Senapati	3,335
1120001	2000859	Okil Oram	3,200
1120001	2000146	Bhagabatia Chandan	3,111
1120001	2000332	Dolagobinda Bhoi	3,106
1120001	2001006	Rabinath Sa	3,093
1120001	1000171	Avm Sales Corporation	2,954
1120001	2000401	Fly King Courier	2,944
1120001	2001346	Tusarkanta Naik	2,834
1120001	2000402	Fly King Couriers	2,803
1120001	2001293	Tanmaya Kumar Panda	2,682
1120001	2001227	Srimanta Kar	2,534
1120001	2001255	Sukdev Ray	2,513
1120001	2000625	Kishore Construction	2,464
1120001	2001181	Shreenibas Nayak	2,433
1120001	2001012	Raghumani Kanta	2,411
1120001	2000257	Chef Caterers	2,380
1120001	2001978	Nirvan Indocare Pvt Ltd	2,342
1120001	2000995	R R Mohapatra	2,278
1120001	2000199	Biman Kumar Mukharjee	2,258
1120001	2000274	Cofoam Agencies	2,214
1120001	2001324	Tikeswar Senapati	2,183
1120001	2001142	Sashi Bhusan Biswal	2,113
1120001	2000993	R N Jena	2,094
1120001	2000007	A H Drillers	2,088
1120001	2000334	Dolamani Padhan	2,049
1120001	2001180	Shree Viswakarma Engineering	2,007
1120001	2000116	B.C.Sitaram & K.Sitaram	2,000
1120001	2000825	National Corporation & Transport	1,968
1120001	2001108	Samaleswari Labour Contract	1,958
1120001	2000665	Lingaraj Naik	1,945
1120001	1001937	Kay Iron Works (Yamuna Nagar) Pvt.	1,900
1120001	2000041	Akshya Kumar Mohanty	1,881
1120001	2000891	P S Sukumar Pilai	1,853
1120001	1001405	S.M.Engineers	1,778
1120001	2000206	Birendra Bhoi	1,758
1120001	2000958	Pranati Pahan	1,734
1120001	2000211	Biswakarma Industries	1,716
1120001	1000374	Devan Enterprises	1,714
1120001	2000953	Pramod Kumar Das	1,624
1120001	2000651	Larsen & Toubro Ltd	1,583
1120001	2000322	Dillip Kumar Rathore	1,538
1120001	2001373	Vaishnav Enterprises	1,526
1120001	2000442	Goodluck Commercial Service	1,509
1120001	2000082	Artatrana Nayak	1,507



37.


976

1120001	1001040	Waga Engineering	1,500
1120001	2000991	R K Panda	1,495
1120001	2000588	K.C Sahu	1,420
1120001	2001093	Sadanand Nayak	1,390
1120001	2000952	Prakesh Chandra Naik	1,381
1120001	2001189	Siblal Senapati	1,345
1120001	2000960	Prasanna Kumar Panda	1,330
1120001	2000081	Arjun Sha	1,323
1120001	2001136	Saroj Kumar Bhoi	1,288
1120001	2000369	Engineering Complex	1,271
1120001	2000179	Bhimsen Sa	1,268
1120001	2000336	Dolphin Courier	1,214
1120001	2000966	Prasanta Kumar Tripathy	1,194
1120001	2001026	Raju Kishan	1,188
1120001	2000652	L P Construction	1,155
1120001	1000443	Encon Engineers	1,150
1120001	2000661	Lift And Shift	1,122
1120001	2000583	Jutefelt India Pvt Ltd	1,029
1120001	2001182	Shreeram Borwel	1,018
1120001	2000138	Basanti Engineering	900
1120001	1001919	Zenion Technology India	708
1120001	2000513	Industrial Engineering Enterprise	600
1120001	2001095	Sadas & Erectors	529
1120001	2000256	Charanjit Singh	466
1120001	2000323	Dinesh Industrial Corporation	200
1130001	1000033	Aditi Enterprise	35,000
1130001	1000384	Divine Enterprises	1,300
1130001	1000412	Eastern Gas Equipments Pvt.Ltd	800
1130001	1001015	Methodex Systems Pvt Ltd	10,000
1130001	1001263	Printlink Computer & Communication	33,145
1130001	1001951	MITs Group	10,000
1130001	1001952	Geoventech R.C.S Pvt Ltd	10,000
1130001	1001953	United ECO Care Consultant Pvt Ltd	10,000
1130001	1001954	AATIQ POWER SOLUTIONS INDIA PVT. LT	3,124
1130001	1001955	ACCESS TELECOM SOLUTIONS (I) PVT. L	10,000
1130001	1001956	MEK SERVER PVT. LTD	10,000
1130001	1001957	STAR COMMUNICATION	10,000
1130001	1001958	Vision Tek Consultancy Services Pvt	25,000
1130001	1002075	MSR Paper Creation Pvt Ltd	1,499
1130001	1002079	R.S Enterprises	40,000
1130001	2000056	Anagha Turbo Services Pvt Ltd	4,000
1130001	2000077	Architects Studio BBSR	10,000
1130001	2000138	Basanti Engineering	200
1130001	2000149	Prasanna Pradhan	4,700
1130001	2000318	Dhirendra Kumar Dixit	47,000
1130001	2000342	Gourav Engineering Works	625
1130001	2000464	Hari Omm Engineering & Associates	2,000
1130001	2000501	Indian Register Of Shipping	2,904
1130001	2000525	Inspectorate Griffith India Pvt.Ltd	6,000
1130001	2000534	IRCLASS SYSTEMS AND SOLUTIONS P LTD	1,400
1130001	2000560	Janata Engineering Works	10,368
1130001	2000566	Jayanta Kuanr	1,100
1130001	2000576	Jitendra Padhan	17,500
1130001	2000662	Light Palace	2,000
1130001	2000667	Lk Pradhan	42,000



977

1130001	2000818	Narendra Kumar Panda	94,500
1130001	2000841	Niranjana Kharsel	45,058
1130001	2000899	Padmanetra Barik	13,000
1130001	2000941	Prabhat Engineering Works,	1,10,000
1130001	2001041	Ranjan Kumar Bhoi	67,000
1130001	2001129	Sarada Chemicals	7,000
1130001	2001149	Satysai Engineering & Construction	18,000
1130001	2001174	Shree Balaji Engicons Pvt Ltd.	25,000
1130001	2001179	Shree Viswakarma Construction	25,000
1130001	2001203	Snehalata Enterprises	30,000
1130001	2001296	Taranisen Behera	28,800
1130001	2001343	Truly Pest Solution Pvt. Ltd.	3,072
1130001	2001357	Unique Power Generation Pvt. Ltd.	16,320
1130001	2001389	WAFT-AGE	26,907
1130001	2001432	Subash Chandra Dhai	10,000
1130001	2001433	Cadd Consulting Engineers Pvt Ltd	10,000
1130001	2001434	Wadia Techno Engineering Services L	20,000
1130001	2001435	Maruti Electrical Construction	10,000
1130001	2001436	Mahaveer Power Generation & Constr	10,000
1130001	2001437	Elecon Services	10,000
1130001	2001438	Insat Communication	10,000
1130001	2001439	B. K. Communication	10,000
1130001	2001440	Utkal Furniture & Allied Industry	5,000
1130001	2001645	Cartridge Bank	10,000
1130001	2001668	Suryasys Management Consult. Pvt. L	4,200
1130001	2001771	ELECTRO TECHNICAL SERVICES	7,100
1130001	2001813	Sunray Electricals	35,000
1130001	2001815	SRINIBAS PRADHAN	29,000
1130001	2001820	Shilpa Hospitality Services	1,000
1130001	2001824	Inspectorate Griffith India Pvt Ltd	792
1130001	2001865	Young Engg & Calibration Services Pv	353
1130001	2001870	Palak Traders	10,000
1130001	2001886	Girish Chandra Ghosh & G.G.S	500
1130001	2001890	PRELUDE NOVEL VENTURES PVT. LTD.	2,640
1130001	2001898	M S DRILLS	1,70,000
1130001	2001930	Calcom Techno Measure	88
1130001	2001942	Third Wave Services Pvt Ltd	794
1130001	2001949	Association For Voluntary Action	9,463
1130001	2001950	Mitra S K Pvt Limited	3,000
1130001	2002043	SATIENT TECHNOLOGIES PVT LTD	8,100
1130001	2002060	S S Environics India Pvt Ltd	3,000
1130001	2002073	Bimcon Associates	10,000
1130001	2002083	System Protection	1,348
1130001	1000000	Allied Trade Links Private Limited	3,500
1130001	1000017	ABB India Limited Bangalore	11,600
1130001	1000023	Accent Industries Ltd.	10,000
1130001	1000066	ALLIED TECHNOCRATS	155
1130001	1000074	Amaravati Enterprises	1,310
1130001	1000077	Ambica Engineering Works	34,000
1130001	1000081	Amco Industries	88,862
1130001	1000082	Amco International	3,040
1130001	1000083	Ami Polymer Pvt. Ltd.	1,450
1130001	1000094	Ankita Traders	10,000
1130001	1000101	Apex Distributors	32,480
1130001	1000112	Apyron Technologies India Pvt. Ltd	10,000



978

1130001	1000132	Asha Stirmex Limited	9,500
1130001	1000136	Ashok Electrical Fabricator	30,018
1130001	1000166	Avery India Ltd Cuttack	6,422
1130001	1000168	Avihs Consultancy & Engineering Ser	16,092
1130001	1000175	B.K.Communication	4,830
1130001	1000178	Baba Computers	5,000
1130001	1000193	Beekay Industrial Corporation	20,000
1130001	1000210	Bhandari Industrial Corporation	10,000
1130001	1000237	Bijay Electricals	950
1130001	1000271	Byte Infosys	5,000
1130001	1000301	Champion Seals(India)Pvt.Ltd.	5,000
1130001	1000314	Chiranjiv Steel Centre	96,000
1130001	1000330	Connectix Software & Services Pvt	5,000
1130001	1000368	Deekay Associates	10,000
1130001	1000380	Diffusion Engineers Ltd.	2,953
1130001	1000384	Divine Enterprises	22,000
1130001	1000398	Dutson Equipments Co	5,000
1130001	1000445	Engineer Services.	6,000
1130001	1000482	Fab Erectors	10,000
1130001	1000505	Fire Stop Sales & Services	7,208
1130001	1000522	Formula One Solutions Pvt Ltd	17,000
1130001	1000558	Geeco Enercon Private Limited.	79,000
1130001	1000621	Hindustan Auto Distributor	970
1130001	1000629	Hindustan Tyre House	60,955
1130001	1000663	Ideal Industries Incorporation	38,885
1130001	1000664	Ids Composites,	61,995
1130001	1000681	Indian Rubber Products	1,410
1130001	1000689	INDUSTECH ENGINEERING SERVICES PVT	3,000
1130001	1000699	Industrial Gas Co.	9,399
1130001	1000710	Infotek Services	7,000
1130001	1000714	Insat Communication Systems	6,000
1130001	1000743	Jai Balaji Oxygen Pvt Ltd	7,000
1130001	1000755	James Walker Inmarco Industries Pvt	15,000
1130001	1000778	Joseph Leslie & Co.Llp	6,345
1130001	1000805	Kalinga Industrial Fasteners pvt It	29,475
1130001	1000808	Kalzem Interational	10,000
1130001	1000821	Kay Bee Sales & Services	27,650
1130001	1000836	Key Business Solution	2,055
1130001	1000842	KHATU SHYAM STEEL INDUSTRIES	32,000
1130001	1000882	L.K.Pradhan	23,000
1130001	1000902	Leading Edge Technocrat	14,000
1130001	1000973	Malati Enterprises	4,200
1130001	1000981	Manilal And Brothers	32,418
1130001	1001024	Microtech Software Pvt. Ltd.	20,000
1130001	1001038	Mobile Communication(India) Pvt.Ltd	2,275
1130001	1001055	Msa India Ltd	5,791
1130001	1001075	Narasimha Engineering Works	2,012
1130001	1001077	Narendra Transport	5,000
1130001	1001080	Nasa Safety Solution Private	6,075
1130001	1001123	North Street Cooling Towers (P) Ltd	1,500
1130001	1001182	*****	3,000
1130001	1001186	Pathway Engineering Co.Pvt.Ltd.	60,950
1130001	1001200	Pgl Furnitures (P) Ltd	6,000
1130001	1001204	Phoenix Yule Limited	2,000
1130001	1001224	Power Max	81,500





1130001	1001228	Power T. Armco India Pvt. Ltd.	39,684
1130001	1001230	Pradeep Trading Co.	45,000
1130001	1001254	Precision Instrumentation	23,340
1130001	1001258	Premier Agency	30,000
1130001	1001259	Premier (India) Bearings Ltd	10,000
1130001	1001278	Punjab Cloth Store	30,000
1130001	1001307	Radiant Distributors	77,056
1130001	1001323	Rajat Metals	10,000
1130001	1001324	Rajesh & Company	15,000
1130001	1001398	S.K. Communications P Limited	6,000
1130001	1001412	Sachi Sales	5,000
1130001	1001413	Sachin Enterprises	15,000
1130001	1001417	Saha Agencies	42,500
1130001	1001426	Sakunia Stores	63,000
1130001	1001439	Sapan Traders	32,200
1130001	1001464	Shah Enterprises- Jharsuguda	59,000
1130001	1001496	Shree Lalita	13,923
1130001	1001498	Shree Laxmi Udyog	12,920
1130001	1001500	Shree Radharaman Stone Crusher Pvt.	7,500
1130001	1001504	Shree Shyam Trading Company	50,000
1130001	1001524	Sibashakti Elastomer	6,292
1130001	1001543	Simplex Castings Ltd.	55,120
1130001	1001554	Sivasakthi Power Services Pvt Ltd	19,950
1130001	1001568	Soneji Engineering Pvt. Ltd- Thane	5,000
1130001	1001595	Sri Sai Fire Services	2,645
1130001	1001612	Steelage Industries	20,140
1130001	1001627	Sujata Computers Pvt. Ltd.	7,000
1130001	1001653	Sure Safety (India) Pvt. Ltd.	2,790
1130001	1001677	Symbois	40,467
1130001	1001691	Tanush Corporation	2,24,087
1130001	1001699	Techfab Systems Private Limited	41,200
1130001	1001703	Techniche Consulting Services,	16,000
1130001	1001710	Techno Orion	10,000
1130001	1001771	Trade & Industrial Syndicate	15,000
1130001	1001792	Udyogi Plastic Pvt. Ltd.	13,840
1130001	1001798	Uni Klinger Limited	10,045
1130001	1001823	Usha Agencies	5,000
1130001	1001830	Utkal Variety Stores	8,000
1130001	1001837	Vacon Drives & Controls Pvt. Ltd.	24,000
1130001	1001855	Venus Safety & Health Pvt. Ltd.	10,000
1130001	1001870	Vinsan Commercial Products Pvt. Ltd	15,000
1130001	1001875	Vishvesvara Enterprises	28,227
1130001	1001887	Vulcan Industrial Engineering Co.	1,40,000
1130001	1001935	JL Engineering Works	34,000
1130001	1001942	Quality Engineers	20,000
1130001	1001950	Shree Vinayak Engineering	5,000
1130001	1001953	United ECO Care Consultant Pvt Ltd	2,250
1130001	1002000	Abhiram Enterprise	13,200
1130001	1002008	HI-TECH PIPE & FITTINGS	17,500
1130001	1002009	SUMAN-IND AGRO SALES PRIVATE LTD	10,000
1130001	1002118	Asva Power System India Pvt. Ltd.	7,100
1130001	1002131	Srijee Electromech pvt Ltd	15,860
1130001	1002133	Filternox Systems Pvt. Ltd	7,000
1130001	1002156	LATSHA TECHNOLOGIES	8,031
1130001	1002189	Regency Solutions	5,666




980

1130001	1002200	Century Industrial Product Pvt Ltd	5,760
1130001	1002221	Dipika Traders	500
1130001	1002223	FOCUS INFRA ENGINEERING INDIA PVT L	40,000
1130001	1002227	UDAY ENTERPRISE	70,000
1130001	1002239	Aaj Accumulators Pvt. Ltd.	20,000
1130001	1002264	LG Irrigation	50,000
1130001	1002270	RAJU ENGINEERING WORKS PVT. LTD.	32,000
1130001	1002320	Rakshak Technologies	1,749
1130001	2000056	Anagha Turbo Services Pvt Ltd	8,640
1130001	2000083	Arudra Engineers Pvt Ltd	25,000
1130001	2000088	Ashok Bricks Industries (P) Ltd.	38,500
1130001	2000097	Ashok Pradhan	18,100
1130001	2000100	Aspen System & Services	6,000
1130001	2000109	Avish Consultancy & Engineering	720
1130001	2000114	B.B. Industries	2,650
1130001	2000130	Balaji Oxygen Pvt. Ltd	10,000
1130001	2000138	Basanti Engineering	1,600
1130001	2000149	Prasanna Pradhan	2,82,150
1130001	2000149	Prasanna Pradhan	35,000
1130001	2000157	Bharati Infratel Ltd	34,790
1130001	2000252	Chakadola Sales	2,000
1130001	2000259	Chembond Chemicals	18,500
1130001	2000268	CONFEDARTION OF INDIAN INDUSTRY	9,000
1130001	2000275	Combustion Equipment & Controls	11,988
1130001	2000318	Dhirendra Kumar Dixit	54,903
1130001	2000342	Gourav Engineering Works	86,950
1130001	2000348	E R D A ,Varodara	4,647
1130001	2000352	Eastern Engineering	36,000
1130001	2000357	Efco Maschinenbau India Pvt Ltd	9,214
1130001	2000360	Electrical Research & Devp Associat	2,000
1130001	2000363	Elmech,Nagpur	44,000
1130001	2000371	Enzen Global Solutions Private	4,500
1130001	2000403	Foamtech Antifire Company	500
1130001	2000406	Fuji Cr System	20,000
1130001	2000436	Globel Hose & Fittings- Jharsuguda	856
1130001	2000459	H.T.Textiles	3,000
1130001	2000464	Hari Omm Engineering & Associates	56,000
1130001	2000480	Hi-Tech Enterprises	5,000
1130001	2000499	Indian Plant Feeds	31,226
1130001	2000501	Indian Register Of Shipping	44,800
1130001	2000505	Indo Bell Insulations Ltd.	22,760
1130001	2000520	Indwell Constuction (P) Ltd.	4,000
1130001	2000525	Inspectorate Griffith India Pvt.Ltd	1,500
1130001	2000530	Inzit Technologies	10,235
1130001	2000533	IRC Engineering Services India	15,000
1130001	2000535	Irs Industrial Services, Mumbai	16,200
1130001	2000540	It Clinic	7,000
1130001	2000542	Itw India Pvt Ltd	5,000
1130001	2000546	J.N Sharma	3,70,000
1130001	2000556	Jai Mata Di Trading	6,000
1130001	2000560	Janata Engineering Works	11,408
1130001	2000565	Jay Technical Services	50,000
1130001	2000566	Jayanta Kuanr	4,700
1130001	2000576	Jitendra Padhan	39,600
1130001	2000593	K-2 Infosys	35,000




981

1130001	2000599	Kulunga Insulation, Jagatsinghpur	1,33,690
1130001	2000639	Krushna Charan Rath	6,200
1130001	2000662	Light Palace	32,500
1130001	2000667	Lk Pradhan	54,800
1130001	2000668	Lloyd Insulations (India) Ltd.	53,000
1130001	2000743	Mahavir Constructions	11,000
1130001	2000758	Manoranjan	12,320
1130001	2000762	Maruti Associates	14,270
1130001	2000773	Mecgale Pneumatic Pvt Ltd.	16,000
1130001	2000778	Merit Industries- Jharsuguda	5,000
1130001	2000818	Narendra Kumar Panda	65,179
1130001	2000831	Nayak Fabrication & Supplier	2,500
1130001	2000841	Niranjan Kharsel	59,024
1130001	2000862	Omega Electrical Works	4,815
1130001	2000868	Ori Plast Ltd	21,059
1130001	2000871	Orient Construction Pvt.Ltd.	1,89,000
1130001	2000874	Oriental Security Services	60,000
1130001	2000879	Orissa Eletricals	5,000
1130001	2000899	Padmanetra Barik	58,826
1130001	2000903	Panther Security Service	1,00,000
1130001	2000910	PATITAPABAN ELECTRICAL WORKS	1,175
1130001	2000936	Power Tech Consultants	4,100
1130001	2000941	Prabhat Engineering Works,	6,500
1130001	2000946	Pradeep Trading Co Rkl	20,000
1130001	2000975	Precision Engineering	1,26,000
1130001	2000977	Predict Technologies India Pvt.Ltd.	2,500
1130001	2000997	R.Bijay Kumar & Sons	1
1130001	2000999	R.K. Electrical, Kolkata	40,000
1130001	2001000	R.K.Electricals,Kakinada	14,000
1130001	2001007	Rabindra Barik	1,000
1130001	2001018	Rail Road Construction Company Pvt	5,000
1130001	2001031	Ramakrishna Electrical Winding	18,200
1130001	2001039	Ranchi Security (P) Ltd.	6,00,000
1130001	2001041	Ranjan Kumar Bhoi	45,700
1130001	2001050	Redington (India) Ltd,Bhubaneswar	2,865
1130001	2001055	Renaissance	500
1130001	2001057	Rimo Electrical Work	7,000
1130001	2001083	S. Aditya Impex Pvt. Ltd.	40,000
1130001	2001107	Samaleswari Construction	16,600
1130001	2001117	Sanjay Industries	500
1130001	2001118	Sanjay Ku. Senapati	4,800
1130001	2001129	Sarada Chemicals	22,235
1130001	2001161	Shanthala Power Limited	5,000
1130001	2001175	Shree Radhe Krishna Electrical	1,008
1130001	2001179	Shree Viswakarma Construction	2,49,520
1130001	2001181	Shreenibas Nayak	5,500
1130001	2001199	Sivasakti Constructions	69,000
1130001	2001202	Smruti Ranjan Das	6,300
1130001	2001213	Spectrum Technologies	900
1130001	2001214	Sphere Com Services Pvt. Ltd.	1,273
1130001	2001221	Sri Sai Civil Works	600
1130001	2001246	Subir Ranjan Chandra	8,000
1130001	2001252	Sudharkar Plastic Pvt Ltd	20,877
1130001	2001263	Sundar Spares & Services (Trichy)	19,400
1130001	2001296	Taranisen Behera	2,36,700




982



1130001	2001299	Tata Consulting Engineers Ltd	20,000
1130001	2001300	Tata Projects Ltd.	21,000
1130001	2001307	Techno Associates Pvt Ltd.	2,000
1130001	2001321	Therapeutics Chemical Research	4,650
1130001	2001334	Trayi Consulting Pvt. Ltd	2,389
1130001	2001339	Trisita Enterprises	3,938
1130001	2001352	Unicare Emergency Equipment Private	1,141
1130001	2001359	United Phosphorous Ltd- Jharsuguda	5,400
1130001	2001370	Uttam Pradhan	8,000
1130001	2001376	Vasu Chemicals LLP	64,000
1130001	2001378	Verde Ventures Pvt. Ltd.	12,450
1130001	2001381	Vibrant Ndt Services	1,500
1130001	2001426	First Flight Couriers Ltd	5,000
1130001	2001511	Siva Boiler Services & Engineering	7,695
1130001	2001514	Energo Engineering Projects Limited	9,000
1130001	2001520	National Hydro Blasting	6,800
1130001	2001523	Laxmi Associates	25,860
1130001	2001530	Avon Traders	1,000
1130001	2001534	Alfa Testing Laboratory	1,000
1130001	2001585	Pratap Kumar Panda	4,200
1130001	2001648	Vishvas Power Engineering Services	27,100
1130001	2001681	Rajasthan Construction Co.	50,000
1130001	2001747	Bharat Gyan Vigyan Samiti	10,406
1130001	2001771	ELECTRO TECHNICAL SERVICES	5,000
1130001	2001783	D.S.Consultants And Engineering Pvt	2,000
1130001	2001815	SRINIBAS PRADHAN	4,57,100
1130001	2001866	KISHOR KUMAR BHOI	1,500
1130001	2001877	Bharat Pest Management	6,650
1130001	2001965	V & R Tata Engineering Company	2,37,000
1130001	2002025	Vandi Industrial Engineers	2,200
1130001	2002026	Ex-BHEL (T) Engineering and Service	8,200
1130001	2002029	SAMARPITA ENTERPRISES	68,000
1130001	2002032	Centre For Ground Water Recharge	3,300
1130001	2002043	SATIENT TECHNOLOGIES PVT LTD	13,002
1130001	2002053	Anjan Kumar Sahu	5,000
1130001	2002060	S S Environics India Pvt Ltd	225
1130001	2002104	NTPC GE Power Services Pvt. Ltd.	12,000
1130001	2002107	Jai Jangannath Engineering works	21,000
1130001	2002124	S. M. Consultants	2,000
1130001	2002139	Lloyd Insulations India Limited	85,000
1130001	2002142	Union Roadways Limited	9,375
1130001	2002157	Canyon Consultancy Pvt Ltd	2,500
1130001	2002205	Electrical Research & Devp Associat	3,730
1130001	2002217	MVS ACMEI Technologies Pvt Ltd	11,485
1130001	2002233	Maruti Electricals	30,000
1130001	2002250	Perennial Technologies Pvt Ltd	900
1130001	2002257	India Sales Service	1,00,000
1130001	2002271	P and A Advertising Agency Pvt Ltd	40,000
1130001	2002300	P.S.Foundation	2,000
1130001	2002302	NOTION	2,000
1130001	2002303	MAKS CONSULTANT	2,000
1130001	2002308	Kaizen IT services Private Limited	30,000
1130001	2002318	Cotecna Inspection India Pvt Ltd	6,000
1130001	2002320	Powertest Asia Pvt Ltd	1,190
1130001	2002323	Inspectra Insurance Surveyors & Los	475



1130001	2002332	The Seakoon Structural Engineering Pvt. Ltd.	6,993
1130001	2002336	TEEPEDINE GUARDING PVT LTD	5,00,000
1130001	1002555	DAY RADA LOKMATH ENTERPRISES	44,410
1130001	2002345	Encotec Energy India Pvt Ltd	12,000
1130001	2002372	Purnima Enterprises	706
1130001	2002414	Isosceles Sales & Service Pvt Ltd	1,098
1130001	2002427	Hydraulic Engineers	10,250
1131001	2001442	M B Mathure	17,304
1131001	2001443	M.S Interior	21,397
1131001	2001444	Security Detective Services	80,943
1131001	2001445	Wizer Tech Informatics Pvt Ltd	4,393
1131001	2002365	OPTCL Shakti Bhawan	20,00,000
1131001	1000010	A.K.Jain & Brothers	1,980
1131001	1000017	ABB India Limited Bangalore	5,35,783
1131001	1000027	ACDC Power Systems	4,672
1131001	1000052	Ajay Gas Agency	12,967
1131001	1000069	Alstom Projects India Limited	6,89,540
1131001	1000081	Amco Industries	1,88,547
1131001	1000083	Ami Polymer Pvt. Ltd.	3,342
1131001	1000089	Analogic Weighing & Automation	32,801
1131001	1000094	Ankita Traders	3,777
1131001	1000145	Asiatic Gases Limited	1,298
1131001	1000153	Associated Sales Croproation,	347
1131001	1000161	Avadh Rubber Ltd.	1,339
1131001	1000166	Avery India Ltd Cuttack	14,019
1131001	1000171	Avm Sales Corporation	408
1131001	1000188	Bard Roy Infotech (P) Ltd	6,111
1131001	1000190	Basant Pran & Company	5,000
1131001	1000215	BHEL Ranipet	2,31,62,370
1131001	1000216	BHEL Bhopal	1,64,703
1131001	1000242	Bina Commercial Corporation.	787
1131001	1000302	Chatterjee Construction Co.	3,963
1131001	1000305	Chemibond DREWTECH Limited,	12,068
1131001	1000357	D.K.Enterprise	2,250
1131001	1000369	Deep Enterprises Angul	996
1131001	1000398	Dutson Equipments Co	8,480
1131001	1000411	Eastern Commercial Corpn.,	586
1131001	1000412	Eastern Gas Equipments Pvt.Ltd	3,20,000
1131001	1000416	Ecotech Instruments	10,000
1131001	1000440	Emerson Network Power Ltd.	200
1131001	1000448	Environment S.A India Pvt. Ltd.	2,42,528
1131001	1000449	Envirotech Instruments Pvt. Ltd.	1,279
1131001	1000482	Fab Erectors	2,73,343
1131001	1000499	Filtronic	468
1131001	1000522	Formula One Solutions Pvt Ltd	17,753
1131001	1000523	Fort William Flexibles	10,000
1131001	1000526	Forward Traders	3,621
1131001	1000540	G.S.Enterprises	1,36,019
1131001	1000542	Galaxy Controls Private Ltd.	9,805
1131001	1000554	Gea Bgr Energy System India Limited	17,473
1131001	1000594	Hanuman Timber Mart	13,670
1131001	1000628	Hindustan Traders	1,221
1131001	1000663	Ideal Industries Incorporation	25,000
1131001	1000664	Ids Composites,	4,495
1131001	1000680	Indian Oil Corporation Ltd, BBSR	1,48,764



1131001	1000703	Industrial Packing & Gasket	225
1131001	1000734	J.D Jones & Co (P) Ltd	512
1131001	1000759	Jay Steel Corporations.	3,600
1131001	1000763	Jaypee Industries & Services,	59,250
1131001	1000770	Jharsuguda Pipes N Tiles	16,759
1131001	1000771	Jharsuguda Wood Products	12,029
1131001	1000805	Kalinga Industrial Fasteners pvt It	2,592
1131001	1000818	Kasi Sales & Services Pvt. Ltd.	1,258
1131001	1000827	Kedia & Sons	744
1131001	1000841	Khandelwal Tubes & Ispat	2,136
1131001	1000859	Kn'd Rubber Moulding & Fabricating	569
1131001	1000884	Lab Chemicals Private Limited,	1,360
1131001	1000903	Leak Proof Engineering (I) Pvt Ltd	330
1131001	1000904	Levcon Controls (Pvt) Limited	3,800
1131001	1000984	MANJIL ENETERPRISES	5,165
1131001	1001008	Melkev Machinery Impex	5,732
1131001	1001024	Microtech Software Pvt. Ltd.	53,633
1131001	1001027	KSB MIL Controls Ltd	27,607
1131001	1001055	Msa India Ltd	25,173
1131001	1001075	Narasimha Engineering Works	46,824
1131001	1001167	Paharpur Cooling Towers Limited	2,00,185
1131001	1001186	Pathway Engineering Co. Pvt. Ltd.	6,000
1131001	1001209	Pivotal Engineering	258
1131001	1001216	Polltech Instruments Mumbai	14,315
1131001	1001228	Power Technics India Pvt Ltd	4,531
1131001	1001235	Prabhu Rockshape Machinery Pvt. Ltd	17,000
1131001	1001259	Premier (india) Bearings Ltd	96,946
1131001	1001298	R.K. Enterprises- Kolkata	38,055
1131001	1001310	Rahul Agency	1,284
1131001	1001323	Rajat Metals	53,160
1131001	1001364	Rishi Gases (P) Ltd.	2,436
1131001	1001365	Ritesh Agencies	5,108
1131001	1001370	Romi Industrial Corp.	179
1131001	1001445	Sayoni	4,010
1131001	1001498	Shree Laxmi Udyog	44,003
1131001	1001514	Shri Balaji Industrial Products Ltd	8,023
1131001	1001532	Siemens Limited- Mumbai	10,000
1131001	1001539	Signtech	400
1131001	1001543	Simplex Castings Ltd.	1,08,370
1131001	1001545	Singh Engineering Works	10,063
1131001	1001553	Sirveen Control Systems	1,635
1131001	1001554	Sivasakthi Power Services Pvt Ltd	35,668
1131001	1001564	Solus Software & Systems Pvt. Ltd.	1,91,614
1131001	1001602	Statcon Power Controls Ltd.	2,73,614
1131001	1001619	Subham Traders	13,126
1131001	1001635	Sunderdas D. Hunsraj- Sambalpur	21,716
1131001	1001662	Sutar Pharma Chemicals (P) Ltd.	3,171
1131001	1001690	Tal Sales Private Limited	701
1131001	1001699	Techfab Systems Private Limited	30,000
1131001	1001703	Techniche Consulting Services,	21,66,764
1131001	1001707	Techno Commercial Enterprise	6,313
1131001	1001737	The Indmac India Pvt Ltd	3,070
1131001	1001754	Thyssenkrupp Elevator India Pvt Ltd	37,640
1131001	1001770	Tractel Tirfor India Ltd	3,400
1131001	1001784	Triveni Metal & Engg. Co.	642




985

1131001	1001786	TUBES & PIPES (INDIA) PVT LTD	1,086
1131001	1001792	Udyogi Plastic Pvt. Ltd.	1,067
1131001	1001795	Uma Electrical & Machinery Stores	909
1131001	1001805	Union Batteries Private Limited	17,823
1131001	1001843	Vardhaman Traders	1,296
1131001	1001844	Vardhaman Udyog	6,179
1131001	1001916	Yogya Enterprises	1,100
1131001	1001923	Zimmerman Company (Pvt) Limited	1,97,012
1131001	1001934	Indian Rubber Industries	2,423
1131001	1001937	Kay Iron Works (Yamuna Nagar) Pvt.	36,495
1131001	1001939	Maxflow Pumps India Pvt. Limited	2,710
1131001	1001944	Voith Turbo Pvt Ltd- Hyderabad	864
1131001	1001992	BHEL, CHENNAI	9,82,747
1131001	1002101	Starflex Bellows	14,175
1131001	1002107	Powercon Equipments	2,40,431
1131001	1002111	Gangotri Turbo Tech Engg Servi Pvt	1,34,601
1131001	1002148	Flowtech Air Control Services	25,872
1131001	1002181	S.J Enterprises	1,46,726
1131001	1002202	MET FAB India	1,08,087
1131001	2000002	Alok Kumar Tripathy	10,614
1131001	2000006	A G Industries	6,107
1131001	2000012	A.N.Painting Works	4,168
1131001	2000017	Abb Instrumentation	2,35,637
1131001	2000030	Agrawal Round Rolling Ltd	56,547
1131001	2000034	Airsys, Bhubaneswar	30,000
1131001	2000039	Akhil Press	1,268
1131001	2000040	Aks Engineering Co	1,275
1131001	2000044	Allay Software Solutions	19,135
1131001	2000048	Amana Management Consulting Pvt Ltd	6,120
1131001	2000049	Amar Raja Power System	8,152
1131001	2000055	Anadi Charan Nath	55,025
1131001	2000066	Annapurna Electricals & Co.	1,553
1131001	2000069	Anti Corrosive Equipments	1,860
1131001	2000072	Apolo Industries	1,080
1131001	2000079	Argus Interior Enterprises	1,24,572
1131001	2000088	Ashok Bricks Industries (P) Ltd.	69,640
1131001	2000097	Ashok Pradhan	5,261
1131001	2000099	Asiana Construction	9,331
1131001	2000106	Auma India Ltd	2,500
1131001	2000122	B.M.Engg. Works	1,24,986
1131001	2000132	Balaji Safety Valves Services	10,000
1131001	2000144	Bhagabat Sa	1,533
1131001	2000149	Prasanna Pradhan	5,29,447
1131001	2000150	Ramco Systems Limited	10,000
1131001	2000151	Bhel Kolkata	3,20,000
1131001	2000155	Bharat Sanchar Nigam Limited	31,419
1131001	2000159	Bhavani Erectors Pvt Ltd Kollam	44,359
1131001	2000162	Bhel	14,80,204
1131001	2000168	Bhel, Goindwal, Punjab	8,217
1131001	2000172	Bhel.Secunderabad	36,00,673
1131001	2000173	Bhel-Bhopal	11,41,476
1131001	2000174	Bharat Heavy Electricals Limited	1,03,362
1131001	2000177	Bhel-Trichy	48,419
1131001	2000192	Bijay Kumar Bal	20,000
1131001	2000193	Bijay Kumar Seth	37,546




9.86

1131001	2000196	Pink...	12,463
1131001	2000197	Sikram...	1,12,979
1131001	2000199	Suman Kumar Mukherjee	5,000
1131001	2000206	Birendra Bhoi	14,758
1131001	2000209	Bisi Engineering	1,52,982
1131001	2000214	Blue Spot Emporium(Pro-P Nagaswar)	5,000
1131001	2000216	Bombay Intelligency Security India	62,455
1131001	2000223	Brahm Equipment Ltd	38,979
1131001	2000226	Brajamohan Samal	12,485
1131001	2000231	Brothers Engineering & Erectors	98,000
1131001	2000240	CARRIER AIRCONDITIONING & REFRIGERA	13,000
1131001	2000242	Castel Wood India Kolkata	6,065
1131001	2000244	Cciag,Switzerland	3,496
1131001	2000251	Cenu Engineering Works	65,369
1131001	2000260	Chemflo Indu. (India) Pvt.Ltd.	9,805
1131001	2000264	Chitrasen Kuanr	3,500
1131001	2000265	Chittaranjan Pani	13,909
1131001	2000271	Cmc Ltd	4,000
1131001	2000282	Crompton Greaves	449
1131001	2000285	D R Mineral	531
1131001	2000286	D S Diesel	1,099
1131001	2000287	D Wren Industries	3,180
1131001	2000295	Das & Associates	3,125
1131001	2000296	DAV High School, (ODIA)Banaharpalli	1,07,098
1131001	2000303	Debasish Patijoshi	570
1131001	2000311	Demech Chemicals Product Pvt Ltd	2,000
1131001	2000317	Dharmendra Kumar Bhoi	29,749
1131001	2000318	Dhirendra Kumar Dixit	1,59,136
1131001	2000319	Dhl Lemuir Logistics Pvt.Ltd.	326
1131001	2000321	Dilip Kumar Thakur	1,097
1131001	2000332	Dolagobinda Bhoi	3,463
1131001	2000344	Dolamani Padhan	136
1131001	2000342	Gourav Engineering Works	47,220
1131001	2000350	Eagle Poonawala Industries	3,997
1131001	2000354	Eastern Trading Agency	888
1131001	2000357	Efco Maschinenbau India Pvt Ltd	60,033
1131001	2000359	Elca Carbone Lorraine Pvt Ltd	3,027
1131001	2000361	Electromech Spares	659
1131001	2000366	Empowertrans	48,256
1131001	2000377	Everest Computers, Nayapali, Bbsr	2,40,000
1131001	2000384	Executive Security Service Pvt.Ltd.	1,86,100
1131001	2000385	F Harley Co Pvt Ltd	7,800
1131001	2000400	Flora Fountains & Amusements	1,000
1131001	2000404	Freezco Ltd	16,361
1131001	2000412	G.E.Lighting Ltd	7,951
1131001	2000414	G.R.Patel & Associates	1,06,932
1131001	2000417	Gajananda Laxminarayann	29,587
1131001	2000434	Giridhari Dash	17,498
1131001	2000454	Gunamani Bhatta	5,940
1131001	2000462	Hari Electrical Works	94,802
1131001	2000463	Hari Environmental Systems	12,000
1131001	2000464	Hari Omm Engineering & Associates	500
1131001	2000468	Havell'S India Limited- BBSR	21,443
1131001	2000473	Hemanta Kumar Panda	10,228
1131001	2000476	Himansu Routray	10,967



987

1131001	2000477	Hindustan Composites	2,235
1131001	2000478	Hindustan Enterprises	4,750
1131001	2000481	Hi-Tech System And Automation	82,956
1131001	2000489	Ib Construction	13,203
1131001	2000495	Inder Engg Works	6,300
1131001	2000500	Indian Rayon & Industries	2,698
1131001	2000504	Indo Asian Fuse Gear Ltd.	16,454
1131001	2000505	Indo Bell Insulations Ltd.	6,197
1131001	2000508	Indure Ltd.	63,415
1131001	2000509	Industrial & Control Drive	8,512
1131001	2000520	Indwell Constuction (P) Ltd.	5,000
1131001	2000532	Ion Exchange(India)Ltd- Kolkata	14,575
1131001	2000537	Ispat Alloys Ltd	1,392
1131001	2000538	Iss Hicare Pvt Ltd	11,596
1131001	2000549	Jagadish Naik	11,917
1131001	2000555	Jai Maa Durga Construction	4,063
1131001	2000559	Jalnidhi Bitumen Specialities Pvt	50,000
1131001	2000561	Janek Sunani	7,186
1131001	2000562	Janmajaya Padhan	4,477
1131001	2000566	Jayanta Kuanr	1,102
1131001	2000575	Jitendra Kumar Naik	12,755
1131001	2000576	Jitendra Padhan	4,329
1131001	2000580	Jogendra Chandra Padhi	890
1131001	2000582	Jonson Rubber Industries Ltd	1,43,569
1131001	2000586	K Sons	3,799
1131001	2000597	Kalinga Engineers	3,777
1131001	2000599	Kalinga Insulation, Jagatsinghpur	57,000
1131001	2000607	Karunakar Sahu	3,318
1131001	2000609	Kavayoti Electricals	1,371
1131001	2000612	Ke Bergmann Flexibles India Pvt Ltd	20,000
1131001	2000613	Kedia Brothers	4,975
1131001	2000614	Keld Ellentoes India Pvt Ltd	20,836
1131001	2000616	Kerala State Electronic Development	1,350
1131001	2000617	Kesaba Sahu	449
1131001	2000620	KHFM Hospitality&Facility Managemen	1,29,541
1131001	2000621	Kirloskar Batteries Ltd	194
1131001	2000627	Kmt Traks India	2,460
1131001	2000632	Kraftwerk Engineering	32,000
1131001	2000638	Krushna Chandra Majhi	17,140
1131001	2000639	Krushna Charan Rath	2,66,757
1131001	2000642	Ksb Pumps Ltd	1,881
1131001	2000653	L V Heat Exchangers	16,600
1131001	2000667	Lk Pradhan	1,64,550
1131001	2000668	Lloyd Insulations (India) Ltd.	1,708
1131001	2000743	Mahavir Constructions	398
1131001	2000759	Manoranjan Dash	9,239
1131001	2000762	Maruti Associates	23,502
1131001	2000789	Mishra And Company	4,884
1131001	2000793	Modern Buisness Concern	893
1131001	2000794	Modi Projects Ltd	35,891
1131001	2000802	Multi Disciplinery Centre On She	449
1131001	2000806	Muralidhar Parida	41,027
1131001	2000810	N S.Engineering Co Pvt Ltd	49,754
1131001	2000811	N.C Bal	2,983
1131001	2000818	Narendra Kumar Panda	15,417




1131001	2000827	National Fly Ash Bricks	17,589
1131001	2000832	Nbc Asia Pvt Ltd	98,414
1131001	2000841	Niranjan Kharsel	20,982
1131001	2000843	Nirmal Kumar Jena	3,552
1131001	2000844	Nrc Industries	1,12,043
1131001	2000849	NTPC Alstom Power Services Pvt.Ltd.	32,664
1131001	2000854	Oasis Agro Pvt Ltd	34,526
1131001	2000864	Oms Power Training & Research	1,992
1131001	2000870	Oricom System	5,559
1131001	2000873	Orient Printers	1,148
1131001	2000874	Oriental Security Services	2,41,531
1131001	2000879	Orissa Eletricals	8,451
1131001	2000885	Otis Elevator Co India Ltd	1,36,751
1131001	2000888	P K Enterprises	1,870
1131001	2000891	P S Sukumar Pilai	4,511
1131001	2000899	Padmanetra Barik	16,363
1131001	2000903	Panther Security Service	1,944
1131001	2000906	Paresh Kumar Pradhan	18,515
1131001	2000908	Patel & Co	7,600
1131001	2000915	Perfect Chloro System- Chennai	97,347
1131001	2000921	Pharma Chem De Drugs	1,291
1131001	2000922	Pintu Engineering Works	2,475
1131001	2000928	Poonam Hardware	770
1131001	2000930	Power Built Ltd	2,533
1131001	2000938	Power Well	2,870
1131001	2000941	Prabhat Engineering Works,	3,01,074
1131001	2000945	Pradeep Mining & Construction Pvt	26,338
1131001	2000946	Pradeep Trading Co Rkl	5,000
1131001	2000948	Prafulla Kumar Senapati	1,09,278
1131001	2000966	Prasanta Kumar Tripathy	1,192
1131001	2000975	Precision Engineering	15,81,832
1131001	2000976	Precodose Pumps System	1,200
1131001	2000983	Project Wing (Hiw)	1,43,274
1131001	2000999	R.K. Electrical, Kolkata	43,776
1131001	2001002	R.K.Engineering Works	7,141
1131001	2001035	Ramjee Industrial Works	7,842
1131001	2001038	Ranbaxy Laboratories	1,050
1131001	2001039	Ranchi Security (P) Ltd.	12,58,331
1131001	2001041	Ranjan Kumar Bhoi	15,068
1131001	2001046	Rathi Transpower Pvt Ltd	787
1131001	2001048	Raysons & Co	8,856
1131001	2001049	Rb Agency	1,262
1131001	2001055	Renaissance	5,000
1131001	2001057	Rimo Electrical Work	2,294
1131001	2001063	Rkew & J Pradhan	3,257
1131001	2001065	Rollwell Industrial Works	12,000
1131001	2001071	Rudra Prashad Sahoo	10,000
1131001	2001081	S R Chandra	2,547
1131001	2001095	Sadas & Erectors	15,166
1131001	2001096	Sagar Panda	9,684
1131001	2001107	Samaleswari Construction	28,020
1131001	2001109	Samaleswari Traders	87,618
1131001	2001115	Sandeep Traders	3,410
1131001	2001118	Sanjay Ku. Senapati	18,836
1131001	2001129	Sarada Chemicals	11,290





989

1131001	2001132	Saravana Switchgear	680
1131001	2001141	Sarvesh Refractory Pvt Ltd	562
1131001	2001149	Satyasai Engineering & Construction	12,000
1131001	2001161	Shanthaia Power Limited	2,412
1131001	2001163	Shib Sankar Underwater Services	5,000
1131001	2001173	Shree Advertising Prop: Suresh More	6,200
1131001	2001179	Shree Viswakarma Construction	1,64,958
1131001	2001181	Shreenibas Nayak	6,205
1131001	2001186	Shyam Engineering Works.	2,920
1131001	2001187	Shyam Steel Udyog	1,47,643
1131001	2001188	Sibananda Sahu	27,866
1131001	2001190	Sidharth Const & Trading- JSG	2,000
1131001	2001195	Simplicity Projects Pvt Ltd	1,266
1131001	2001199	Sivasakti Constructions	1,000
1131001	2001209	Spares Corporation Of India	6,610
1131001	2001211	Speco Engineering	727
1131001	2001226	Srikanta Kumar Pradhan	25,581
1131001	2001229	Srusti Associates	28,515
1131001	2001265	Sunil & Co	1,970
1131001	2001269	Sunny Intertional	989
1131001	2001275	Suresh Bali	620
1131001	2001280	Suryo Chem	1,880
1131001	2001281	Susanji Udyog Pvt Ltd	3,377
1131001	2001287	Suyog Electronics	1,050
1131001	2001292	Taj Motor Garrage	4,280
1131001	2001296	Taranisen Behera	2,90,034
1131001	2001298	Tarunakanta Bohidar, Hemgir	16,244
1131001	2001304	Team Work Hydraulics	2,510
1131001	2001310	Techno Traders	260
1131001	2001315	The India Thermit Corporation Ltd	29,259
1131001	2001316	The Indure Private Ltd- New Delhi	41,24,952
1131001	2001323	Thyssenkrupp Elevator- Kolkata	39,182
1131001	2001335	Treadstone Rubber Pvt.Ltd.	2,094
1131001	2001343	Truly Pest Solution Pvt. Ltd.	9,273
1131001	2001356	Unique Erectors	10,000
1131001	2001357	Unique Power Generation Pvt. Ltd.	70,528
1131001	2001361	Usha Hydro Dynamics Limited	60,140
1131001	2001366	Utkal Furniture & Allied Industry	55,895
1131001	2001375	Vasavi Power Services Pvt. Ltd.	1,29,776
1131001	2001376	Vasu Chemicals LLP	63,228
1131001	2001383	Victor Computer Ltd	34,152
1131001	2001386	Voltech Instrumentation And	50,000
1131001	2001389	WAFT-AGE	17,898
1131001	2001390	Water & Power Consultancy Service	250
1131001	2001391	Wearess Technologies Pvt Ltd	1,738
1131001	2001554	Industrial Oil Filtration	6,710
1131001	2001648	Vishvas Power Engineering Services	1,55,797
1131001	2001710	Dilip Kumar Roy	6,000
1131001	2001784	TPS Infrastructure Limited	35,711
1131001	2001815	SRINIBAS PRADHAN	12,051
1131001	2001820	Shilpa Hospitality Services	4,09,592
1131001	2001965	V & R Tata Engineering Company	56,640
1131001	2002014	Accenture Solutions Pvt Ltd	2,00,000
1131001	2002043	SATIENT TECHNOLOGIES PVT LTD	74,012
1131001	2002172	Glyptic	8,01,206




1131002	2000039	Ranchi Security (P) Ltd.	12,448
1131002	2000140	M/S Dayal Singh & Co. Pvt. Ltd.	1,04,481
1131002	2000140	M/S Dayal Singh & Co. Pvt. Ltd.	11,200
1131002	1000482	Feb Prectory, 11, 2	15,11,045
1131002	1000892	L.K. Pradhan	2,000
1131002	1000954	Maco Corporation (India) Pvt. Ltd.	1,000
1131002	1001186	Pathway Engineering Co. Pvt. Ltd.	23,000
1131002	1002200	Century Industrial Product Pvt Ltd	1,56,816
1131002	2000055	Anadi Charan Nath	2,58,932
1131002	2000088	Ashok Bricks Industries (P) Ltd.	31,386
1131002	2000149	Prasanna Pradhan	8,36,411
1131002	2000172	Bhel. Secunderabad	1,000
1131002	2000192	Bijay Kumar Bal	18,718
1131002	2000251	Cenu Engineering Works	8,200
1131002	2000318	Dhirendra Kumar Dixit	1,07,228
1131002	2000342	Gourav Engineering Works	10,700
1131002	2000464	Hari Omm Engineering & Associates	7,246
1131002	2000481	Hi-Tech System And Automation	38,351
1131002	2000576	Jitendra Padhan	4,18,694
1131002	2000590	K.J. Rao Associates	9,000
1131002	2000599	Kalinga Insulation, Jagatsinghpur	35,043
1131002	2000620	KHFM Hospitality & Facility Managemen	3,09,300
1131002	2000662	Light Palace	33,290
1131002	2000730	M/S U.Tech Service	2,06,812
1131002	2000743	Mahavir Constructions	1,27,808
1131002	2000762	Marini Associates	18,274
1131002	2000818	Narendra Kumar Panda	65,731
1131002	2000841	Niranjan Kharsel	25,252
1131002	2000854	Oasis Agro Pvt Ltd	13,658
1131002	2000941	Prabhat Engineering Works,	40,820
1131002	2000999	R.K. Electrical, Kolkata	14,522
1131002	2001039	Ranchi Security (P) Ltd.	11,15,521
1131002	2001041	Ranjan Kumar Bhoi	65,552
1131002	2001084	S. N. Singh, Mech. Engineers &	49,936
1131002	2001107	Samaleswari Construction	2,10,000
1131002	2001174	Shree Balaji Engicons Pvt Ltd.	35,294
1131002	2001179	Shree Viswakarma Construction	4,000
1131002	2001296	Taranisen Behera	2,31,791
1131002	2001343	Truly Pest Solution Pvt. Ltd.	500
1131002	2001357	Unique Power Generation Pvt. Ltd.	66,201
1131002	2001381	Vibrant Ndt Services	2,000
1131002	2001389	WAFT-AGE	8,000
1131002	2001395	Yukon Enterprises Pvt. Ltd.	7,500
1131002	2001518	CMS IT Services Pvt. Ltd.	26,000
1131002	2001520	National Hydro Blasting	20,102
1131002	2001523	Laxmi Associates	1,65,468
1131002	2001758	UNITED RAIL ROAD CONSULTANTS PVT LT	2,000
1131002	2001784	TPS Infrastructure Limited	5,000
1131002	2001815	SRINIBAS PRADHAN	42,000
1131002	2001820	Shilpa Hospitality Services	35,38,648
1131002	2001864	UTKAL PROJECTS PRIVATE LIMITED	2,20,387
1131002	2001877	Bharat Pest Management	1,390
1131002	2001911	Vasavi MRO Pvt Ltd	80,500
1131002	2001978	Nirvan Indocare Pvt Ltd	8,006
1131002	2002029	SAMARPITA ENTERPRISES	45,000



291

1131002	2002036	Biswas Engineering & Const Service
1131002	2002056	Vadim Infrastructure Private Limite
1131002	2002088	BM Engineering
1131002	2002107	Jai Jangannath Engineering works
1131002	2002139	Lloyd Insulations India Limited
1131002	2002172	Glyptic
1131002	2002195	H S Builders
1131002	2002233	Maruti Electricals
1131002	2002243	Vadim Infrastructure Private Limite
1131002	2002267	PRISM Industrial Corporation
1131002	2002336	PEREGRINE GUARDING PVT LTD
1131002	2002354	Ganga Logistics
1131002	2002451	Shyama Trading Co
1131003	2000002	Alok Kumar Tripathy
1131003	2000008	A K Mohanty
1131003	2000036	Ajit Kumar Tripathy
1131003	2000088	Ashok Bricks Industries (P) Ltd.
1131003	2000093	Ashok Kumar Das
1131003	2000096	Ashok Kumar Panda
1131003	2000110	B B Senapati
1131003	2000111	B K Panda
1131003	2000113	B Shukla
1131003	2000117	B.K.Mohanty
1131003	2000118	B.K.Nayak, Consultant Mgr
1131003	2000129	Balaji Engicons
1131003	2000143	Bhagabana Dixit
1131003	2000144	Bhagabat Sa
1131003	2000149	Prasanna Pradhan
1131003	2000178	Bhima Pradhan
1131003	2000183	Bhusan Sahu
1131003	2000188	Bidesi Nayak
1131003	2000197	Bikram Senapati
1131003	2000203	Bipin Bihari Bhoi
1131003	2000206	Birendra Bhoi
1131003	2000253	Chakanand Senapati
1131003	2000288	D.K.Rathor
1131003	2000292	Daitari Senapati
1131003	2000303	Debasish Patijoshi
1131003	2000315	Devi Prasad Mishra
1131003	2000318	Dhirendra Kumar Dixit
1131003	2000386	F K Panda
1131003	2000409	G C Panda
1131003	2000419	Gammon India Ltd
1131003	2000434	Giridhari Dash
1131003	2000454	Gunamani Bhatta
1131003	2000456	H N Tripathy
1131003	2000457	H.K.Panda
1131003	2000473	Hemanta Kumar Panda
1131003	2000487	Hrusikesh Sha
1131003	2000543	J B Construction
1131003	2000575	Jitendra Kumar Naik
1131003	2000576	Jitendra Padhan
1131003	2000596	Kalinga Engineering Co-Operative
1131003	2000651	Larsen & Toubro Ltd
1131003	2000664	Lingaraj Bhoi

1131002	55,000
1131002	43,070
1131002	2,05,320
1131002	59,076
1131002	39,634
1131002	1,09,528
1131002	1,11,404
1131002	32,733
1131002	42,500
1131002	9,000
1131002	1,43,955
1131002	8,104
1131002	1,79,568
1131002	2,827
1131002	1,247
1131002	4,136
1131002	5,25,856
1131002	2,795
1131002	3,871
1131002	43,230
1131002	3,460
1131002	4,502
1131002	5,344
1131002	6,423
1131002	1,986
1131002	1,227
1131002	25,132
1131002	21,182
1131002	2,086
1131002	2,658
1131002	5,470
1131002	51,774
1131002	10,183
1131002	4,952
1131002	28,801
1131002	2,864
1131002	3,855
1131002	7,262
1131002	9,095
1131002	4,096
1131002	9,952
1131002	2,100
1131002	21,082
1131002	11,433
1131002	4,146
1131002	40,273
1131002	37,159
1131002	117
1131002	15,184
1131002	7,149
1131002	4,641
1131002	3,950
1131002	17,466
1131002	61,917
1131002	4,385



992


1131003	2000740	Maha Builders	7,014
1131003	2000754	Manoj Kumar Gupta	14,749
1131003	2000759	Manoranjan Dash	86,816
1131003	2000765	Master Construction	18,166
1131003	2000806	Muralidhar Parida	14,593
1131003	2000808	N C Panda	2,713
1131003	2000809	N K Duby	17,968
1131003	2000813	Nabaghana Mohanty	1,074
1131003	2000817	Narayan Suppliers	1,578
1131003	2000818	Narendra Kumar Panda	2,085
1131003	2000824	National Construction & Trading	2,091
1131003	2000855	Obcc Ltd	4,898
1131003	2000887	P K Bedi	11,207
1131003	2000889	P K Ray	13,068
1131003	2000890	P K Senapati	7,156
1131003	2000894	P.N.Jaiswal	2,891
1131003	2000912	Pawan Kumar Agrawal	6,181
1131003	2000943	Pradeep Kumar Agrawal	4,000
1131003	2000957	Pramod Kumar Senapati	11,000
1131003	2000963	Prasanta Kumar Padhee	1,079
1131003	2000988	R K Agrawal	6,393
1131003	2000990	R K Group	4,516
1131003	2000994	R N Mohapatra	2,999
1131003	2001007	Rabindra Barik	19,291
1131003	2001032	Ramakrushna Sharma	2,120
1131003	2001076	S K Pati	3,375
1131003	2001077	S K Sitani	6,457
1131003	2001079	S N Pandey	3,331
1131003	2001082	S S Swain	2,577
1131003	2001087	S.K.Behera	4,724
1131003	2001108	Samaleswari Labour Contract	4,003
1131003	2001109	Samaleswari Traders	2,155
1131003	2001136	Saroj Kumar Bhoi	2,607
1131003	2001137	Saroj Kumar Naik	1,601
1131003	2001138	Saroj Kumar Patro	2,997
1131003	2001144	Sasilbindu Mohanty	22,421
1131003	2001179	Shree Viswakarma Construction	66,584
1131003	2001196	Sinha Construction	37,786
1131003	2001198	Sisir Kumar Pradhan	5,771
1131003	2001219	Sri Krishna Enterprises	80,674
1131003	2001224	Srikanta Kumar Mohapatra	1,769
1131003	2001225	Srikanta Kumar Panigrahi	41,310
1131003	2001226	Srikanta Kumar Pradhan	4,600
1131003	2001290	T K Biswal	14,510
1131003	2001389	WAFT-AGE	700
1131003	2001545	Akshya Kumar Nayak	12,549
1131003	2001815	SRINIBAS PRADHAN	8,57,750
1120002	Secu Deposit from Customer		882131.01
1089024	Retention Money of Contractual Employees		3651
Total			14,03,73,717



Odisha Power Generation Corporation Limited
Capital liability payable
As on 31 August 2019

993

		Annexure 6	
Sl	Vendor Code	Name of the Vendors	Amounts
1040005	1000085	Amit Medical Agencies	371.00
1040005	1000145	Asiatic Gases Limited	23,729.00
1040005	1000162	Avalani Engg Corporation	3,825.00
1040005	1000215	BHEL Ranipet	7,43,268.90
1040005	1000216	BHEL Bhopal	7,70,649.00
1040005	1000218	BHEL Haridwar	19,91,201.00
1040005	1000222	Bharat Heavy Electricals Ltd.	7,20,103.00
1040005	1000384	Divine Enterprises	1,50,082.00
1040005	1000405	Eagle Burgmann India Pvt Limited	5,99,367.00
1040005	1000471	Euroasia	0.96
1040005	1000482	Fab Erectors	9,46,810.00
1040005	1000674	Indian Oil Corport Ltd- JSG	0.20
1040005	1000676	Indian Oil Corport Ltd.	3,532.10
1040005	1000680	Indian Oil Corporation Ltd, BB5R	6,603.44
1040005	1000686	Indo Profiles	4,452.00
1040005	1000717	Instrumentation Ltd- Palakkad	9,241.00
1040005	1000721	International Rubber Industries	86,510.00
1040005	1000754	Jalaram Traders	71,415.00
1040005	1000786	Jyoti Screen Printing	57,197.00
1040005	1000886	Lab Equipments & Chemicals- JSG	31,860.00
1040005	1000950	Macawber Beekay Pvt.Ltd.	3,22,324.00
1040005	1001002	Megasonic Industries P. Ltd.	6,000.00
1040005	1001015	Methodex Systems Pvt Ltd	8,212.00
1040005	1001119	Noble Enterprises	320.00
1040005	1001173	Panigrahi General Store	15,452.00
1040005	1001186	Pathway Engineering Co.Pvt.Ltd.	10,164.00
1040005	1001226	Power Tech Corporation	11,732.00
1040005	1001228	Power Technics India Pvt Ltd	1,15,640.00
1040005	1001281	Pyrotech Electronic Pvt. Ltd.	7,65,988.00
1040005	1001324	Rajesh & Company	28,682.00
1040005	1001353	Reliance Communications Ltd.	2,35,347.00
1040005	1001417	Saha Agencies	2.00
1040005	1001434	Sanket Communications Pvt. Ltd.	1,000.00
1040005	1001498	Shree Laxmi Udyog	85,275.00
1040005	1001524	Sibashakti Elastomer	9,574.00
1040005	1001554	Sivasakthi Power Services Pvt Ltd	6,344.00
1040005	1001556	Sky Automobiles	674.58
1040005	1001855	Venus Safety & Health Pvt. Ltd.	153.48
1040005	1001933	Indian Oil Corport Ltd.	1,86,04,04,856.07
1040005	1001965	Mahanadi Coalfields Limited	95,440.00
1040005	1001970	New Trade Links	0.06
1040005	1001977	Grasim Industries Limited	75,732.00
1040005	1002009	SUMAN-IND AGRO SALES PRIVATE LTD	900.00
1040005	1002075	MSR Paper Creation Pvt Ltd	19,070.00
1040005	1002116	New Book Depot	17,406.00
1040005	1002188	Kalpna Traders	80,240.00
1040005	1002196	SHAH BHOGILAL JETHALAL & BROS	33,748.00
1040005	1002234	ADDYA SHAKTI RUBBER INDUSTRIES	46,400.00
1040005	1002239	Aaj Accumulators Pvt. Ltd.	41,445.00
1040005	1002240	Testo India Pvt Ltd	7,126.00
1040005	1002251	5cm Rubber Industries	3,280.00
1040005	1002342	JAMINI PHARMACEUTICALS	61,302.00
1040005	1000384	Divine Enterprises	1,89,36,199.55
1040005	1000674	Indian Oil Corport Ltd- JSG	3,11,038.00
1040005	1000676	Indian Oil Corport Ltd.	



25


994

1040005	1001417	Saha Aggarwal	1,19,230.57
1040005	1001855	Venus Safety & Health Pvt. Ltd.	1,17,290.58
1040005	1001933	Indian Oil Corport Ltd.	8,98,36,256.58
1040006	1001434	Sanket Communications Pvt. Ltd.	85.00
1040007	4000036	Laborelec Middle-East	7,05,979.81
1040007	1001967	S C NEWSPAPER AGENCY	1,384.00
1040007	2000028	AES India Pvt Ltd	51,88,056.66
1040007	2000032	Air Zip Holidays Pvt.Ltd	1,125.00
1040007	2000080	Aristo Garments	23,200.00
1040007	2000134	Banadurga Tele Service Pvt.Ltd.	0.50
1040007	2000165	RS Corporate Guest House	8,753.00
1040007	2000314	Development Consultants Pvt Ltd	3,38,609.00
1040007	2000453	Gugnani Tyres Agency	11,400.00
1040007	2000715	PP Cares	8,910.00
1040007	2001039	Ranchi Security (P) Ltd.	67,083.00
1040007	2001205	Software Technology Park Of India	7.28E+12
1040007	2001301	Tata Teleservices Ltd.	1.00
1040007	2001423	Golden Wood Pecker	13,515.00
1040007	2001431	S.N.Kanungo- BBSR	3,77,339.08
1040007	2001440	Utkal Furniture & Allied Industry	53,309.00
1040007	2001451	IDCO	11,66,136.00
1040007	2001484	Peyush Tandon	68,268.00
1040007	2001541	Harihar Panda	2,792.00
1040007	2001551	SANJIT MOHANTY ADVOCATE	31,500.00
1040007	2001571	P. S to Chairman	1,000.00
1040007	2001697	Living Media India Limited	7,072.00
1040007	2001701	TRILEGAL - COMMON POOL	2,50,425.00
1040007	2001785	ABPS Infrastructure Advisory	19,038.00
1040007	2001858	Tarini Automobiles	9,667.00
1040007	2001878	CHIEF ENGG.CUM-CHIEF ELECT INS	16,87,355.00
1040007	2001945	Asutosh & Associates	43,200.00
1040007	2001962	Gautam & Co	43,200.00
1040007	2002013	Nag & Associates	9,92,800.00
1040007	2002023	SDR & Associates	4,04,100.00
1040007	2002024	Tanmaya S Pradhan & Co	54,000.00
1040007	2002100	Tripprocess Pvt Ltd	5,522.22
1040007	2002285	NIRAN & CO	1,88,600.00
1040007	2002292	S K Samal and Associates	59,400.00
1040007	2002378	Tej Raj & Pal Chartered Accountant	1,62,000.00
1040007	2002441	Das Pattnaik & Co	21,600.00
1040007	2000018	Abhimanyu Hati	500.00
1040007	2000028	AES India Pvt Ltd	57,48,566.65
1040007	2000055	Anadi Charan Nath	39,199.00
1040007	2000068	Anshuman Nayak	100.00
1040007	2000104	Netzone Technology	24,840.00
1040007	2000145	Bhagabatia Buda	5,027.00
1040007	2000149	Prasanna Pradhan	1,283.00
1040007	2000155	Bharat Sanchar Nigam Limited	3.00
1040007	2000158	Bharati Airtel Limited	1,82,850.00
1040007	2000162	Bhel	7,65,049.02
1040007	2000164	Bhel- Bangalore	12,06,905.78
1040007	2000174	Bharat Heavy Electricals Limited	52,48,114.00
1040007	2000175	Bhel-Hardwar	4,51,493.00
1040007	2000189	Bidyadhar Pruseth	1,480.49
1040007	2000247	Central Board Of Irrigation & Power	12,480.00
1040007	2000250	Central Power Research Institute,	7,788.00
1040007	2000296	DAV High School, (ODIA)Banaharpalli	10,49,722.00
1040007	2000297	DAV Public School, Banaharpalli	19,31,797.00
1040007	2000301	Deba Prasad Mishra, Sr.Manager	2,485.00



995

1040007	2000312	Deputy Fire Officer, Northern Range	4,92,130.00
1040007	2000321	Dilip Kumar Thakur	3,541.00
1040007	2000342	Gourav Engineering Works	1,80,973.00
1040007	2000381	Executive Engineer Main Dam	67,69,276.00
1040007	2000414	G.R.Patel & Associates	2,241.00
1040007	2000421	Ganesh Karoda	5,790.00
1040007	2000422	Garden Palace Hotels & Resorts Pvt.	36,562.00
1040007	2000432	Gen. Secretary Ib Thermal Club	21,666.00
1040007	2000452	Gudia Travels	40,064.00
1040007	2000458	H.S.Carriers	11,878.00
1040007	2000544	J G Hospital	540.00
1040007	2000546	J.N Sharma	41,738.00
1040007	2000547	Jadav Kumura	1,500.00
1040007	2000560	Janata Engineering Works	67,280.00
1040007	2000576	Jitendra Padhan	582.00
1040007	2000590	K.J. Rao Associates	11,948.00
1040007	2000595	Kala Kanhu Panda, Kuchinda	30.00
1040007	2000619	Khatu Chandan	250.00
1040007	2000620	KHFM Hospitality & Facility Managemen	5,83,704.00
1040007	2000646	Kudhiram Oram	1,489.00
1040007	2000650	Kuoni Business Travel India (P)	36,467.00
1040007	2000668	Lloyd Insulations (India) Ltd.	14,210.00
1040007	2000673	M.M.Rehaman	58.10
1040007	2000690	Eureka Forbes Ltd	50,479.92
1040007	2000734	Maa Tarini News Agency	2,198.00
1040007	2000784	Mihir Kumar Das- Jharsuguda	200.00
1040007	2000790	Miteswar Kharsel	250.00
1040007	2000801	MSTC Ltd- Vusakhapatnam	89,483.00
1040007	2000835	Nicco Engineering Services Ltd	81,200.00
1040007	2000840	Niranjan Bag	546.00
1040007	2000862	Omega Electrical Works	296.00
1040007	2000874	Oriental Security Services	4,20,749.00
1040007	2000877	Orissa Construction Corporation Ltd	9,27,100.00
1040007	2000899	Padmanetra Barik	1,442.13
1040007	2000902	Panorama Multimedia Pvt. Ltd.	150.00
1040007	2000941	Prabhat Engineering Works,	0.04
1040007	2000955	Pramod Kumar Mohapatra	2,000.00
1040007	2000965	Prasanta Kumar Sahu	160.00
1040007	2000972	Pravat Kumar Barik, Pharmasist	90.00
1040007	2001028	Ram Chandra Pradhan Consultant Loco	330.00
1040007	2001033	Ramesh Chandra Pattanaik	500.00
1040007	2001037	Ramkrishna Promoters & Builders (P)	270.00
1040007	2001039	Ranchi Security (P) Ltd.	72,349.00
1040007	2001042	Ranjan Kumar Dash	2,666.00
1040007	2001043	Ranjit Pradhan	150.00
1040007	2001091	S.N.Kanungo- BBSR	8,35,735.03
1040007	2001092	Sachit Padhan	300.00
1040007	2001135	Saroj Biswal	23,865.47
1040007	2001145	Sasmita Hotel & Restaurent	100.00
1040007	2001155	Secy-Cum-Ceo, The Odisha Build. &	5,03,753.00
1040007	2001193	Siladri Moharana	500.00
1040007	2001204	Snigdha Paramita Rout	700.00
1040007	2001223	Sri Sri Jagannath Mandir Trust	19,600.00
1040007	2001239	State Pollution Control Board	11,190.00
1040007	2001259	Summa Real Media Pvt Ltd	29,400.00
1040007	2001260	Sun City Palace Pvt.Ltd	37,531.00
1040007	2001296	Taranisen Behera	78,940.00
1040007	2001337	Trilok Singh	500.00
1040007	2001343	Truly Pest Solution Pvt. Ltd.	7,028.00




- 77 -

1040007	2001357	Unique P. ... Pvt. Ltd.	2,06,468.00
1040007	2001378	Vergle Ventures Pvt. Ltd.	1,24,500.00
1040007	2001392	Wesco Ltd	105.00
1040007	2001486	Geeta Chandra (Hosue Owner)	34,000.00
1040007	2001458	Reliance Telecom Ltd.	7,820.00
1040007	2001502	Interview Candidates	274.00
1040007	2001524	Sanatan Biswal (Advocate)	7,820.00
1040007	2001558	EXECUTIVE ENGINEER, BRAJRAJNAGAR	25,000.00
1040007	2001585	Pratap Kumar Panda	14,208.00
1040007	2001593	Subhasis Kuamr Das (Hosue Owner)	12,016.00
1040007	2001595	The Superintendent Engineer	9,500.00
1040007	2001617	Ganesh Prasad Parida (House Owner)	0.50
1040007	2001619	Kanishka Arora (Hosue Owner)	10,494.00
1040007	2001641	Sunil Kuamr Kedia (Hosue Owner)	8,500.00
1040007	2001697	Living Media India Limited	8,497.50
1040007	2001706	RTO Jharsuguda	7,000.00
1040007	2001725	Hari Om Travels	23,212.00
1040007	2001765	JAI BHARAT STORE (PROP. MAYA DEVI)	7,000.00
1040007	2001784	TPS Infrastructure Limited	3,365.00
1040007	2001820	Shilpa Hospitality Services	3,61,388.00
1040007	2001878	CHIEF ENGG. CUM-CHIEF ELECT INS	1,72,627.00
1040007	2002000	Administrator WESCO Utility	16,87,355.00
1040007	2002017	National Productivity Council	51,745.00
1040007	2002023	SDR & Associates	1,350.00
1040007	2002031	IB SRUSHTI WOMEN LIVELIHOODS SERVIC	31,703.00
1040007	2002037	PRADHAN CREATIONS	10,00,000.00
1040007	2002131	CSIR- Institute of Minerals & Mater	10,800.00
1040007	2002177	Bureau Veritas India Pvt. Ltd.	11,472.00
1040007	2002189	Bright Engineering Company	56,968.00
1040007	2002228	Ajit Kumar Panda	1,95,945.00
1040007	2002245	Amruta Khamari	785.00
1040007	2002271	P and A Advertising Agency Pvt Ltd	4,000.00
1040007	2002276	MSTC Ltd- Bhubaneswar	17,644.00
1040007	2002339	JAY BABA LOKNATH ENTERPRISES	6,475.00
1040007	2002383	KAY INTERNATIONAL PVT LTD	10,000.00
1040007	2002420	Vivekananda Yoga Therapy Research I	5,900.00
1040007	2002486	CHIEF ENGINEER CUM CHIEF ELECT INSP	61,800.00
1040007	2001039	Ranchi Security (P) Ltd.	1,58,00,719.00
1040011	2001419	M/S Sipl, Kolkata	93,940.00
1040011	6000006	One Time Vendor	5,25,000.00
1040011	9000080	Alok Mukherjee	57,447.00
1040011	9000090	Ritwik Mishra	2,592.00
1040011	9000009	Nityanand Bagarti (177)	4,800.00
1040011	9000036	Brajakishore Dhurua (64)	2,05,134.00
1040011	9000007	Prahallad Khadia (141)	1,28,852.00
1040011	9000075	RAD HESHYAM	1,20,879.00
1040011	9000010	Karunakar Sethy (9)	85,427.24
1040011	6000006	One Time Vendor	78,464.31
1040011	9000029	Ghasia Kanta (108)	32,980.00
1040011	9000013	Pradeep Kumar Patra (81)	30,717.50
1040011	9000116	SURENDRA DEEP (LATE)	21,371.93
1040011	9000000	Laxminarayan Singh (669)	12,715.02
1040011	9000049	Abhimanyu Meher	9,874.00
1040011	9000028	Bisikesan Kalo (499)	8,804.75
1040011	9000024	Jagat Mohan Mohanty (357)	6,810.00
1040011	9000113	RAJEEV KUMAR TRIPATHY	6,669.66
1040011	9000101	Kishore Chandan (Late)	6,538.93
1040011	9000100	Asish Kumar Patra (574)	6,531.00
1040011	9000022	Dusmanta Ku. Behera (348)	5,839.22
			5,000.00




1040011	9000023	Bhahanip	4,813.14
1040011	9000104	CHANDRA MOHAN PASI	2,466.22
1040011	9000011	Siblak Ghasi (174)	4,320.00
1040011	9000114	RAMAKANTA SETHY	4,315.62
1040011	9000002	Pramod Ku. Sahani (698)	3,959.40
1040011	9000003	Biswajit Das (369)	3,800.62
1040011	9000109	LALIT MOHAN BISWALO	3,740.03
1040011	9000103	BHRAMAR CHARAN MAJHI	3,300.60
1040011	9000043	Jayant Kumar Tripathy	3,244.36
1040011	9000012	Rajendra Pd. Pradhan (162)	2,971.00
1040011	9000016	Trilochan Rout (247)	2,799.83
1040011	9000044	Sajal Roy	2,677.92
1040011	9000052	Rohit Kumar Laharia	2,077.00
1040011	9000034	Pradeep Kumar Mishra (86)	2,072.55
1040011	9000048	Ranjan Kumar Satpathy	2,000.00
1040011	9000062	Amar Singh	1,650.00
1040011	9000008	Bibhisan Ghasi (62)	1,500.40
1040011	9000025	Manbodh Pradhan (396)	1,438.16
1040011	9000112	RAGHAVENDRA PAL SINGH	1,309.05
1040011	9000106	DURYODHAN MEHER	1,306.42
1040011	9000018	Rudra Narayan Panigrahi (3)	1,198.77
1040011	9000027	Kailash Seth (498)	1,197.36
1040011	9000015	Rabindra Ku. Panda (209)	1,000.00
1040011	9000019	Suresh Ch. Behera (299)	850.42
1040011	9000105	DASIA KANTA	791.44
1040011	9000115	SURENDRA CHANDRA DAS	717.93
1040011	9000014	Sibshankar Lohar (207)	500.00
1040011	9000102	BHAKTARAM CHANDAN	496.15
1040011	9000050	Gouranga Charan Swain	466.00
1040011	9000026	Akura Dhurua (510)	429.62
1040011	9000031	Prafulla Ku. Satpathy (454)	343.00
1040011	9000006	Amulya Charan Majhi (677)	310.00
1040011	9000038	Jiten Kumar Sahu	300.00
1040011	9000046	Prafulla Chandra Mishra	295.00
1040011	9000005	Pramod Ku. Padhan (617)	250.00
1040011	9000017	Purusottam Dhurua (249)	250.00
1040011	9000033	Deepak Kumar Pattanaik (591)	250.00
1040011	9000020	Jugal Kishore Senapati (386)	226.00
1040011	9000035	Subhendu Kumar Mohanty	104.00
1040011	9000047	D Venkat Giri	102.00
1040011	9000108	JAGDISH BHITRIA	100.00
1040011	9000040	Raja.R	95.00
1040011	9000051	Maisa Tudu	69.29
1040011	9000001	Dhirendranath Biswal (653)	54.00
1040011	9000117	UMESH CHANDRA PATEL	34.64
1040011	9000045	P.Koresu Patra	26.01
1040011	9000107	E.D.RAJAN	15.41
1040011	9000037	Lakpati Bagarti (27)	12.00
1040011	9000089	Susmita Naik	600.00
5000001	1001434	Sanket Communications Pvt. Ltd.	2,832.00
5000001	2000134	Banadurga Tele Service Pvt.Ltd.	7,900.00
5000001	1000010	A.K.Jain & Brothers	6,542.00
5000001	1000010	A.K.Jain & Brothers	20,520.00
5000001	1000175	B.K.Communication	19,824.00
5000001	1000215	BHEL Ranipet	11,70,560.00
5000001	1000218	BHEL Haridwar	8,88,800.00
5000001	1000218	BHEL Haridwar	13,36,822.00
5000001	1000302	Chatterjee Construction Co.	3,01,633.00
5000001	1000302	Chatterjee Construction Co.	4,34,146.00



5000001	1000302	Chatterjee Construction Co.	1,47,385.00
5000001	1000314	Chiranjiv Steel Centre	38,59,047.98
5000001	1000314	Chiranjiv Steel Centre	57,15,055.11
5000001	1000368	Deekay Associates	58,545.70
5000001	1000368	Deekay Associates	65,608.00
5000001	1000368	Deekay Associates	1,91,136.00
5000001	1000384	Divine Enterprises	7,31,906.01
5000001	1000384	Divine Enterprises	55,944.00
5000001	1000386	Divine Technology	44,840.00
5000001	1000528	Fox Solutions	3,54,000.00
5000001	1000638	Hi-Tech Systems & Services Ltd	3,12,177.49
5000001	1000652	Hydro Power Corporation	80,240.00
5000001	1000686	Indo Profiles	53,100.00
5000001	1000754	Jalaram Traders	1,85,068.89
5000001	1000817	Kasi Equipments	22,979.00
5000001	1000818	Kasi Sales & Services Pvt. Ltd.	46,044.00
5000001	1000818	Kasi Sales & Services Pvt. Ltd.	73,344.00
5000001	1000821	Kay Bee Sales & Services	6,626.18
5000001	1000823	Kay International Limited	1,358.36
5000001	1000830	Kedia Enterprises Private Limited	2,88,499.03
5000001	1000830	Kedia Enterprises Private Limited	7,13,975.05
5000001	1000919	M. S. Engineering Works	51,920.00
5000001	1001027	KSB MIL Controls Ltd	5,74,699.70
5000001	1001097	Nevco Engineers Pvt. Ltd	13,26,320.00
5000001	1001119	Noble Enterprises	8,212.00
5000001	1001119	Noble Enterprises	22,917.00
5000001	1001148	Oriental Enterprises	18,085.40
5000001	1001228	Power Technics India Pvt Ltd	39,839.00
5000001	1001254	Precision Instrumentation	82,600.00
5000001	1001254	Precision Instrumentation	4,52,648.00
5000001	1001254	Precision Instrumentation	82,600.00
5000001	1001254	Precision Instrumentation	14,154.25
5000001	1001259	Premier (india) Bearings Ltd	1,86,933.00
5000001	1001259	Premier (india) Bearings Ltd	4,75,415.00
5000001	1001259	Premier (india) Bearings Ltd	5,44,374.00
5000001	1001322	Rajat Metal Industries	71,948.00
5000001	1001325	Rajnikant Brothers	3,799.33
5000001	1001325	Rajnikant Brothers	5,286.00
5000001	1001325	Rajnikant Brothers	3,280.00
5000001	1001325	Rajnikant Brothers	3,162.00
5000001	1001367	Rockwell Industrial Services	23,28,179.75
5000001	1001417	Saha Agencies	41,981.56
5000001	1001426	Sakunia Stores	7,949.62
5000001	1001426	Sakunia Stores	67,412.30
5000001	1001428	Sambeet Tools & Equipments	37,126.00
5000001	1001428	Sambeet Tools & Equipments	94,903.55
5000001	1001428	Sambeet Tools & Equipments	56,357.00
5000001	1001431	San Associates	50,383.20
5000001	1001431	San Associates	2,71,291.00
5000001	1001431	San Associates	61,217.24
5000001	1001431	San Associates	3,16,938.52
5000001	1001461	Sertel Electronics Pvt Ltd	1,27,912.00
5000001	1001495	Shree Jindal Trading	20,886.00
5000001	1001524	Sibashakti Elastomer	9,779.50
5000001	1001524	Sibashakti Elastomer	63,342.00
5000001	1001557	Skyzon Technologies	1,800.00
5000001	1001595	Sri Sai Fire Services	84,252.00
5000001	1001610	Steel Authority Of India	3,69,12,073.93
5000001	1001691	Tanush Corporation	14,599.00



5000001	1001833	V. Automot & Instruments (P) Ltd.	4,87,812.00
5000001	1001857	Vestas Hise Division- New Delhi	22,363.50
5000001	1001906	Wika Instruments India- Pune	42,598.00
5000001	1001919	Zenion Technology India	35,542.00
5000001	1001942	Quality Engineers	5,94,891.20
5000001	1001942	Quality Engineers	5,97,178.20
5000001	1001965	Mahanadi Coalfields Limited	1,17,23,12,327.85
5000001	1001965	Mahanadi Coalfields Limited	1,18,25,82,305.64
5000001	1001977	Grasim Industries Limited	3,905.00
5000001	1002098	Futuristic Climate Controls	28,320.00
5000001	1002112	Kalinga Pneumatic	57,261.70
5000001	1002145	CHEMBOND WATER	7,79,201.16
5000001	1002164	Rajen Enterprise	3,55,544.00
5000001	1002171	Precision Mass Products Pvt Ltd	54,374.00
5000001	1002189	Regency Solutions	44,591.97
5000001	1002189	Regency Solutions	1,34,428.00
5000001	1002189	Regency Solutions	19,576.00
5000001	1002193	Chemtron Science Laboratories Pvt L	1,91,514.00
5000001	1002257	Anaya Sales	1,37,116.00
5000001	1002302	Infokool Solution Private Limited	3,26,400.00
5000001	1002312	Toolpost (india)	43,840.00
5000001	1002314	Karam Industries	2,00,339.00
5000001	1002316	Sigma Instruments & Controls	96,760.00
5000001	1002320	Rakshak Technologies	15,201.00
5000001	1002323	Eltek Systems	3,77,600.00
5000001	1002330	WESTERN IRRIGATION SYSTEM PVT LTD	15,18,412.00
5000001	1002337	A D SALES	1,88,215.58
5000001	2000164	Bhel- Bangalore	1,28,478.00
5000001	2000169	Bhel, Varanasi	1,56,704.00
5000001	2000668	Lloyd Insulations (India) Ltd.	5,75,840.00
5000001	2001141	Sarvesh Refactory Pvt Ltd	602.00
5000001	2002372	Purnima Enterprises	41,429.80
5000001	2002143	B.K Associates	26,000.50
5000001	1000010	A.K.Jain & Brothers	32,270.15
5000001	1000010	A.K.Jain & Brothers	18,799.66
5000001	1000094	Ankita Traders	2,86,157.86
5000001	1000094	Ankita Traders	2,95,363.86
5000001	1000145	Asiatic Gases Limited	23,437.93
5000001	1000145	Asiatic Gases Limited	46,875.86
5000001	1000263	Bothra Drill Corporation	33,111.00
5000001	1000302	Chatterjee Construction Co.	30,908.00
5000001	1000302	Chatterjee Construction Co.	40,525.00
5000001	1000368	Deekay Associates	7,50,400.00
5000001	1000368	Deekay Associates	87,481.00
5000001	1000384	Divine Enterprises	61,466.00
5000001	1000676	Indian Oil Corport Ltd.	1,72,245.00
5000001	1000676	Indian Oil Corport Ltd.	2,02,562.40
5000001	1000676	Indian Oil Corport Ltd.	6,82,664.98
5000001	1000743	Jai Balaji Oxygen Pvt Ltd	87.52
5000001	1000743	Jai Balaji Oxygen Pvt Ltd	4,543.03
5000001	1000743	Jai Balaji Oxygen Pvt Ltd	19,436.66
5000001	1000778	Joseph Leslie & Co.Llp	28,509.00
5000001	1000805	Kalinga Industrial Fasteners pvt It	2,07,564.59
5000001	1000805	Kalinga Industrial Fasteners pvt It	2,28,468.26
5000001	1000805	Kalinga Industrial Fasteners pvt It	10,391.08
5000001	1000805	Kalinga Industrial Fasteners pvt It	76,322.50
5000001	1000805	Kalinga Industrial Fasteners pvt It	1,16,601.78
5000001	1000821	Kay Bee Sales & Services	26,646.99
5000001	1000823	Kay International Limited	8,641.64



1000

5000001	1000838	Koaitan Alloy	22,472.00
5000001	1000880	Kunglia Refrigeration Co.	65,402.00
5000001	1001254	Precision Instrumentation	4,034.00
5000001	1001254	Precision Instrumentation	5,162.00
5000001	1001267	PRITI ENTERPRISES	31,147.47
5000001	1001322	Rajat Metal Industries	16,968.00
5000001	1001322	Rajat Metal Industries	2,05,874.02
5000001	1001325	Rajnikant Brothers	63,331.20
5000001	1001325	Rajnikant Brothers	29,666.97
5000001	1001325	Rajnikant Brothers	85,853.60
5000001	1001413	Sachin Enterprises	69,720.00
5000001	1001413	Sachin Enterprises	8,850.00
5000001	1001413	Sachin Enterprises	1,41,288.28
5000001	1001417	Saha Agencies	2,52,093.82
5000001	1001426	Sakunia Stores	13,154.95
5000001	1001426	Sakunia Stores	2,008.00
5000001	1001439	Sapan Traders	31,677.80
5000001	1001439	Sapan Traders	118.00
5000001	1001439	Sapan Traders	14,230.00
5000001	1001495	Shree Jindal Trading	16,318.00
5000001	1001495	Shree Jindal Trading	19,246.00
5000001	1001501	SHREERAJ ENTERPRISES	2,596.00
5000001	1001501	SHREERAJ ENTERPRISES	19,824.00
5000001	1001617	Stoplik Services (India) Pvt. Ltd.	2,55,376.29
5000001	1001677	Symboisis	2,88,876.00
5000001	1001691	Tanush Corporation	22,86,271.68
5000001	1001703	Techniche Consulting Services,	3,34,928.40
5000001	1001855	Venus Safety & Health Pvt. Ltd.	83,689.79
5000001	1001855	Venus Safety & Health Pvt. Ltd.	50,980.00
5000001	1001870	Vinsan Commercial Products Pvt. Ltd	1,00,800.00
5000001	1001870	Vinsan Commercial Products Pvt. Ltd	2,22,184.00
5000001	1001933	Indian Oil Corport Ltd.	3,33,276.00
5000001	1001933	Indian Oil Corport Ltd.	4,89,15,985.67
5000001	1001933	Indian Oil Corport Ltd.	15,21,861.00
5000001	1001933	Indian Oil Corport Ltd.	15,21,717.00
5000001	1001933	Indian Oil Corport Ltd.	57,75,557.10
5000001	1002008	HI-TECH PIPE & FITTINGS	69,88,909.43
5000001	1002015	Shree Laxmi Industrial House	52,236.24
5000001	1002257	Anaya Sales	32,196.00
5000001	1002257	Anaya Sales	17,700.00
5000001	1002257	Anaya Sales	27,720.86
5000001	1002293	Rex Sealing & Packing Industries Pv	24,696.42
5000001	1002337	A D SALES	3,89,979.00
5000001	2002436	In2IT Technologies Pvt Ltd	2,40,737.79
2500000949	2001039	Ranchi Security (P) Ltd.	18,38,981.95
2500001602	2001451	IDCO	64,440.00
2500001603	2001451	IDCO	10,81,079.00
2500001665	2001701	TRILEGAL - COMMON POOL	3,53,650.00
2500001673	2001730	Durga Prasad Nanda	12,30,284.00
2500001667	2002272	CLOUD-9	3,15,031.00
2500001438	2002336	PEREGRINE GUARDING PVT LTD	65,705.00
2500001624	2002412	Sagarika Mohapatra	7,88,712.63
2500001672	2002473	Abhishek Gupta	8,500.00
2500001671	2002475	Wadia Ghandy & Co (Delhi)	19,470.00
2500000316	1000002	A To Z Electrical	6,19,500.00
2500001126	1000089	Analogic Weighing & Automation	1,54,350.00
2500001515	1000166	Avery India Ltd Cuttack	10,326.00
2500001481	1000219	BHEL Bangalore	52,781.17
			47,200.00




1001

2500000160	1000145 Engineer Services.	35,625.00
2500001629	1000448 Environment S.A India Pvt. Ltd.	51,625.00
2500000129	1000482 Fab Erectors	77,648.00
2500000191	1000482 Fab Erectors	6,870.00
2500000385	1000482 Fab Erectors	1,42,313.00
2500001154	1000482 Fab Erectors	42,162.14
2500000506	1000569 Global Power Electronics	33,350.00
2500001447	1000641 Hmt Machine Tools Limited	1,18,000.00
2500000311	1000804 Kalinga Hardware & Pneumatics	12,023.00
2500001238	1000817 Kasi Equipments	30,976.00
2500001510	1000946 OTIS Elevator Company Ltd	64,428.00
2500000260	1001186 Pathway Engineering Co.Pvt.Ltd.	8,436.00
2500000077	1001554 Sivasakthi Power Services Pvt Ltd	3,60,834.11
2500000147	1001554 Sivasakthi Power Services Pvt Ltd	4,42,825.43
2500000187	1001554 Sivasakthi Power Services Pvt Ltd	2,26,075.00
1001554	1001554 Sivasakthi Power Services Pvt Ltd	15,887.00
3500000332	1001703 Techniche Consulting Services,	2,07,000.00
3500001481	1001703 Techniche Consulting Services,	9,51,751.96
2500000084	1001754 Thyssenkrupp Elevator India Pvt Ltd	3,25,475.00
2500001520	1001754 Thyssenkrupp Elevator India Pvt Ltd	1,73,956.00
2500001360	1001958 Vision Tek Consultancy Services Pvt	39,000.00
2500000608	1002078 Patel Fly Ash Bricks	6,000.00
2500000734	1002111 Gangotri Turbo Tech Engg Servi Pvt	72,450.00
2500001162	1002111 Gangotri Turbo Tech Engg Servi Pvt	3,50,460.00
2500001024	1002156 LATSHA TECHNOLOGIES	47,200.00
2500000863	2000020 Access Livelihoods Consulting India	1,96,470.00
2500001037	2000020 Access Livelihoods Consulting India	10,60,562.40
2500001528	2000055 Anadi Charan Nath	6,71,603.52
2500001567	2000055 Anadi Charan Nath	9,22,366.62
2500001554	2000055 Anadi Charan Nath	3,56,968.41
2500001086	2000138 Basanti Engineering	47,200.00
2500001605	2000138 Basanti Engineering	1,06,200.00
2500000299	2000149 Prasanna Pradhan	1,50,164.00
2500001538	2000149 Prasanna Pradhan	1,46,213.00
2500000059	2000155 Bharat Sanchar Nigam Limited	35,925.20
2500001448	2000155 Bharat Sanchar Nigam Limited	35,470.00
2500001505	2000158 Bharati Airtel Limited	1,41,602.00
3500000002	2000164 Bhel- Bangalore	3,435.00
3500000013	2000172 Bhel.Secunderabad	1,92,75,259.00
3500000252	2000173 Bhel-Bhopal	7,46,759.36
2500000524	2000192 Bijay Kumar Bal	154.01
2500000104	2000195 SARIKA ENTERPRISES (PROP.SANJAY AGR	24,500.00
3500000049	2000248 Central Power Research Inst Kolkata	4,20,788.00
2500001619	2000251 Cenu Engineering Works	17,02,406.01
2500000216	2000306 Debendra Pradhan	4,629.00
2500001107	2000342 Gourav Engineering Works	29,972.00
2500000293	2000377 Everest Computers, Nayapali, Bbsr	1,14,500.00
2500001613	2000458 H.S.Carriers	39,144.00
2500001609	2000458 H.S.Carriers	39,144.00
2500001611	2000458 H.S.Carriers	39,144.00
2500001612	2000458 H.S.Carriers	39,144.00
2500001614	2000458 H.S.Carriers	39,144.00
2500001615	2000458 H.S.Carriers	39,144.00
2500000317	2000481 Hi-Tech System And Automation	86,868.00
2500001621	2000514 Industrial Fire & Safety Services	1,01,867.00
2500001496	2000560 Janata Engineering Works	1,10,330.00
2500000522	2000566 Jayanta Kuanr	4,594.00
3500000088	2000576 Jitendra Padhan	4,32,506.34
2500001349	2000579 Jogamaya Sahu	58,500.00



1002

2500000015	2000579	Jogamaya Saha	21,155.00
2500000705	2000585	K Mukunda Rao	11,490.00
2500000257	2000607	Karunakar Sahu	24,380.00
2500001392	2000607	Karunakar Sahu	60,000.00
2500000024	2000620	KHFM Hospitality & Facility Management	1,53,043.90
2500001302	2000662	Light Palace	1,55,984.00
2500001506	2000662	Light Palace	3,90,924.81
2500000148	2000674	Calcutta Electric Motors Rewinding	21,160.00
2500000019	2000755	Manoj Kumar Patjoshi	20,102.00
2500000130	2000762	Maruti Associates	647.85
2500001026	2000762	Maruti Associates	4,43,739.63
2500001531	2000762	Maruti Associates	2,49,786.74
2500000107	2000816	Narayan Satpathy, Consultant,	12,500.00
2500000929	2000818	Narendra Kumar Panda	1,87,082.00
2500001117	2000818	Narendra Kumar Panda	2,20,143.50
2500001323	2000818	Narendra Kumar Panda	4,49,695.83
2500001607	2000818	Narendra Kumar Panda	2,26,237.56
2500001088	2000818	Narendra Kumar Panda	61,360.00
2500000120	2000835	Nicco Engineering Services Ltd	9,015.97
2500000868	2000854	Oasis Agro Pvt Ltd	2,12,140.00
2500000850	2000862	Omega Electrical Works	21,300.00
2500000310	2000878	Orissa Electrical Industries	2,30,562.00
2500000150	2000881	Oscar Media Services	2,290.00
3500001213	2000899	Padmanetra Barik	3,68,256.98
2500000221	2000919	PCI Pest Control Pvt Ltd	21,412.00
2500001666	2000939	Power Mech Projects Limited	4,54,300.00
2500000804	2001017	Rahul Service	1,17,926.00
2500000069	2001030	Ramakanta Biswal	21,160.00
2500001350	2001030	Ramakanta Biswal	21,500.00
2500000226	2001039	Ranchi Security (P) Ltd.	8,52,511.63
2500001364	2001040	Ranjan Kumar Badhai	41,912.00
2500000231	2001051	Reliance Communications	3,43,500.00
3500000127	2001107	Samaleswari Construction	6,95,253.32
2500001608	2001129	Sarada Chemicals	1,52,162.00
2500001055	2001174	Shree Balaji Engicons Pvt Ltd.	4,35,376.67
2500001192	2001174	Shree Balaji Engicons Pvt Ltd.	2,65,897.43
2500000209	2001175	Shree Radhe Krishna Electrical	1,03,210.36
2500000315	2001209	Spares Corporation Of India	84,000.00
2500000114	2001245	Subhas Chandra Som	15,000.00
2500000518	2001245	Subhas Chandra Som	2,905.00
2500001348	2001284	Sushil Pradhan- VEHICLE OWNER	48,646.00
2500000103	2001284	Sushil Pradhan- VEHICLE OWNER	21,155.00
2500000026	2001296	Taranisen Behera	2,29,380.65
2500001060	2001296	Taranisen Behera	1,54,411.92
2500001200	2001296	Taranisen Behera	2,57,467.13
2500001430	2001296	Taranisen Behera	2,892.00
2500001540	2001296	Taranisen Behera	1,46,213.00
2500001494	2001296	Taranisen Behera	1,17,292.00
2500001234	2001333	Transasia Bio Medicals Ltd.	1,00,554.00
2500001271	2001334	Trayi Consulting Pvt. Ltd	7,195.00
2500001287	2001334	Trayi Consulting Pvt. Ltd	2,45,640.00
2500001384	2001343	Truly Pest Solution Pvt. Ltd.	55,546.00
2500000056	2001343	Truly Pest Solution Pvt. Ltd.	2,290.00
2500000094	2001357	Unique Power Generation Pvt. Ltd.	67,710.61
2500001516	2001497	TCI Freight	36,698.00
2500000052	2001540	Munindra Kamar	20,102.00
2500001647	2001594	Sunjay Infosystems Pvt. Ltd.	36,098.00
2500001255	2001758	UNITED RAIL ROAD CONSULTANTS PVT LT	10,83,189.56
2500000313	2001775	ELGI EQUIPMENTS LTD.	61,560.00



1003


2500000118	2001704	IRS (Infrastructure)	2,88,673.09
2500001363	2001791	Bilal Kumar Suri	52,000.00
2500001332	2001877	Bharat Post Management	1,114.77
2500000486	2001890	PRELUDE NOVEL VENTURES PVT. LTD.	22,425.00
2500001421	2001938	Deepak Kumar Pradhan	18,490.00
2500000625	2001979	Voltech Engineers Pvt Ltd	32,775.00
2500001157	2002014	Accenture Solutions Pvt Ltd	18,96,010.25
2500001351	2002046	KAPILA NAIK	1,664.00
2500001635	2002217	MVS ACMEI Technologies Pvt Ltd	2,48,869.00
2500001233	2002282	Ashiq Kanta	1,40,242.50
2500001669	2002318	Cotecna Inspection India Pvt Ltd	1,18,703.54
2500001463	2002339	JAY BABA LOKNATH ENTERPRISES	1,06,252.04
2500001362	2002347	Sanatan Biswal (Vehicle Owner)	52,000.00
2500001416	2002354	Ganga Logistics	5,79,157.50
2500001395	2002369	Sanjay Singh (Vehicle Owner)	1,02,660.00
2500001394	2002370	Ajay Kumar Munda (Vehicle Owner)	58,000.00
2500001562	2002445	Surender Kumar	50,000.00
2500001698	2002484	SAI ENGINEERING	5,18,600.92
100000392			7,86,484.54
1000000610			4,32,506.34
1000001153			1,03,210.36
5000001203			6,95,253.32
5100000388			24,500.00
5100004730			4,20,788.00
1000000378,75,74			2,48,782.79
diff in SR/IR			3,25,475.00
			198.68
			32,55,755.14
			30,16,164.65
1086002			9,51,851.94
5000002			4,60,729.78
1086007	Provision for TDS	Provision For Stores & Spares Received Freight Clearing A/c	411350218.4
			19104415.82
			7,50,707.00
Total			72,80,98,91,34,676.42



Near

1004

ANNEXURE-14



1005

BTG

FY	Particulars	Amount (Rs. Crore)	Justification
2019-20			
2020-21	Control switching Device	0.26	Our Generating Transformer is designed to remain in back-charged condition for Aux. power. GT experiences a heavy inrush current during back-charging process, which may lead to GT failure, reduced life of transformer & associated components. To prevent the same Control Switching device needed to be installed, to reduce stress on GT.
2021-22	BTG (BTG Supply + BTG Erection+BTG Transportation+BTG Misc)	-6.28	0.00
	BTG (BTG Supply + BTG Erection+BTG Transportation+BTG Misc)	118.36	Balance work of BTG Contracts for post COD period is due to following reasons; i) Due to change in law, impacted increase in taxes and duties price. ii) Scope gap / non-clarity in the technical specifications & Interface issues due to scope mismatch between BTG and BOP contracts. iii) Disputed claims of Contractor.
	BTG (BTG Supply + BTG Erection+BTG Transportation+BTG Misc)	178.80	Balance work of BTG Contracts for post COD period is due to following reasons; i) Due to change in law, impacted increase in taxes and duties price. ii) Scope gap / non-clarity in the technical specifications & Interface issues due to scope mismatch between BTG and BOP contracts. iii) Disputed claims of Contractor.
	Procurement of TDBFP Gearbox Assembly	0.65	Availability of TDBFP is very critical to run the unit continuously with maximum load. One set of TDBFP gearbox to be kept as spares (Against total population of 4 numbers) to reduce equipment downtime & to minimize Generation loss & APC. Same is not covered under mandatory spare in original contract.
	Procurement of TG Hydromotor (Barring gear) Assembly	0.35	During turbine rolling & Coasting down, Barring gear motor plays a critical role for safety of Turbine & Generator rotor. In case of failure of hydro motor, we don't have spare hydro motor and being imported item lead time for delivery is approx.. 12 months.
	TG Last stage Blades (LHS & RHS) along with fastening material	16.73	Full set of last stage blades of LP Turbine along with its accessories to be procured. Last stage blade failure have been occurred in BHEL turbines. Lead time for procurement of blades is 18 months. At the time of failure non availability of this spares will contribute in higher downtime & generation loss.
2022-23	Procurement of TDBFP Turbine Rotor Assembly	6.00	Turbine rotor is not part of mandatory spare. Delivery duration of new rotor is very high. TDBFP is very critical for full load power generation, 1 TDBFP+1 MDBFP can only Generate 85% of power. So unavailability of TDBFP will lead to huge generation loss and higher APC.
	Procurement of FD Fan Rotor Assembly	1.10	There are two(2) no. FD Fans in each Unit and both fans run continuously. As there is no standby fan, fan availability becomes utmost priority for full load operation of the Unit. Outage of Fan directly affect the plant generation and one fan outage will be resulted into loss of 50% of Unit Generation. Fan Impeller Hub assy has not been given by BHEL in mandatory spares which is a huge risk for the plant. Also, the lead time of this item is approx. 12 months which is considerable. Considering this, it is proposed to procure 1 complete FD Fan Rotor Assembly against 4 no. fans.



	Procurement of ID Fan Rotor Assembly	1.50	There are two(2) no. ID Fans in each Unit and both fans run continuously. As there is no standby fan, fan availability becomes utmost priority for full load operation of the Unit. Outage of Fan directly affect the plant generation and one fan outage will be resulted into loss of 50% of Unit Generation. Fan Impeller Hub assy has not been given by BHEL in mandatory spares which is a huge risk for the plant. Also, the lead time of this item is approx. 12 months which is considerable. Considering this, it is proposed to procure 1 complete ID Fan Rotor Assembly against 4 no. fans.
2023-24	Procurement of Generator Exciter assembly	10.00	Generator exciter assembly proposed to be procured & kept as spare. This help to reduce downtime of equipment. Lead time of the procurement is approx. 1 year.
Total		327.47	

BoP

FY	Particulars	Amount (Rs. Crore)	Justification
2019-20			
2020-21			
2021-22	BOP (BOP Supply + BOP Civil + BOP Erection + BOP Misc.+AWRS+AWRS Misc.)	13.69	Balance work of BOP Contracts for post COD period is due to following reasons; i) Due to change in law, impacted increase in taxes and duties price. ii) Scope gap / non-clarity in the technical specifications & Interface issues due to scope mismatch between BTG and BOP contracts. iii) Disputed claims of Contractor.
	BOP (BOP Supply + BOP Civil + BOP Erection + BOP Misc.+AWRS+AWRS Misc.)	135.57	Balance work of BOP Contracts for post COD period is due to following reasons; i) Due to change in law, impacted increase in taxes and duties price. ii) Scope gap / non-clarity in the technical specifications & Interface issues due to scope mismatch between BTG and BOP contracts. iii) Disputed claims of Contractor.
	BOP (BOP Supply + BOP Civil + BOP Erection + BOP Misc.+AWRS+AWRS Misc.)	73.83	Balance work of BOP Contracts for post COD period is due to following reasons; i) Due to change in law, impacted increase in taxes and duties price. ii) Scope gap / non-clarity in the technical specifications & Interface issues due to scope mismatch between BTG and BOP contracts. iii) Disputed claims of Contractor.
	Procurement of PA Fan Rotor Assembly	1.40	There are two(2) no. PA Fans in each Unit and both fans run continuously. As there is no standby fan, fan availability becomes utmost priority for full load operation of the Unit. Outage of Fan directly affect the plant generation and one fan outage will be resulted into loss of 50% of Unit Generation. Fan Impeller Hub assy has not been given by BHEL in mandatory spares which is a huge risk for the plant. Also, the lead time of this item is approx. 12 months which is considerable. Considering this, it is proposed to procure 1 complete PA Fan Rotor Assembly against 4 no. fans.
	Coverion of HFO Forwarding Pumps into LDO Forwarding Pump- 4 Numbers	0.60	It is proposed to fire LDO instead of HFO as primary (supporting) fuel as per statutory requirement & also to reduce water consumption, coal consumption and subsequently improve the station heat rate. When we will run existing HFO Forwarding pump to pump LDO, considerable(4-6 kg/cm2) pressure drop will take place and pump life is also expected to be substantially reduced. Considering this, it is proposed to replace all existing 4 nos. HFO Forwarding Pump with LDO forwarding new pumps for smooth implementation of modified system.



1007

Installation of Mercury Analyser in Both Units	0.84	Installation of online Hg Analyser is mandatory for Units above 500 MW. Thus it is a statutory requirement for OPGC-2 (Unit#3 & Unit#4) One analyser with 2 no's of sampling probe/ sampling tube can meet the requirement. The condition has been imposed as additional condition in CTO of Unit3 & Unit4.
Construction of Settling Pit	0.25	There are 2 No's of discharge points towards Eastern boundary of the plant. The 1st point carries storm water/ground water oozing out of the low lying area near ash silo (OPGC-2). The 2nd point carries only storm water from MGR area to outside plant boundary. In October 2019 due to heavy rain ash had been washed out from within the boundary and had been carried out to surrounding agricultural fields. Following public complain on the issue, OSPCB regional office had visited the plant and advised OPGC to construct 2 No's of settling Pits in the outlets. Already 1 no of pit construction is completed in FY 2020-21 (Completed).
Procurement of Servomotors for HPSV,HPCV, IPSV, IPCV, Overload Valve (1 Qty. of each)	3.63	No mandatory spares are envisaged in contract and presently no spares are available at site to take care of any emergency. Moreover availability of servo motors are very very critical for continuous running of the unit. As per OEM practices this servo valves are not repairable at site, complete assembly required to be sent to OEM works for necessary rectification and repair. This will lead to Approximate outage time 45 Days from unit stoppage. By keeping complete assembly of servo motor at site the outage time of maintenance shall be limited to maximum of 15 days instead of 45 days.
Conduit for drainage of Slurry water pump at Track Hopper-2	0.72	For Statutory Compliance of ensuring Zero Discharge
Ion Chromatograph for Sodium and Chloride	0.27	Ion chromatography is required for carrying out elemental analysis of water sample. The ionic purity of boiler water, feed water, and steam is important to maintain in the limit to avoid the scaling and corrosion.
Lightning arrestors at all areas of CHP-2	0.20	There is no lightning arrester and separate earth pit at any Transfer Points and conveyor gallery at CHP-2. This is a safety requirement.
Compressors for DFDS at Pre crushing area	0.50	Required to coal dust suppression
Higher Capacity Rail Clamp x 7 No.s	0.50	Essential required for TTR modification to achieving higher feed rate. Multiple ramming of TTR has been observed in past. Higher capacity rail clamps will hold the TTR from ramming and prevent from damaging other machineries.
Procurement of Aluminium cup lock scaffolding	15.79	Proposed quick erect Aluminium scaffolding system will help in saving of around 4 days of outage period in Annual/Capital Overhauling of Boiler. This will help in substantial gain in Unit
Installation of Plant information (PI) System	2.00	The Plant Information (PI) System is a set of software modules for plant-wide monitoring and analysis. They handle the collection, storage, and retrieval of important plant performance data for analysis and improvement. This is very much helpful in plant performance optimization, management information system, decision making, Equipment reliability and Environmental compliances.
CCTV Camera installation in critical areas of CHP-2	0.50	Installation of CCTV camera & cable laying to be done for CHP area surveillance & security purpose.
Stack Kit Set & BOD incubator	0.08	BOD incubator PR raised for effluent water sample analysis in laboratory. BOD is a very important water quality parameter in the water industry and for environmental monitoring.
Motor Oven	0.12	Required for heating of motor winding & fast curing of motor winding varnish. This equipment will help to reduce down of motors during failure.



	Breaker Analyzer	0.25	Required for Analyser breaker timing & essential to be checked for fault clearing (Tripping) & closing operation.
	Transformer Oil filtration machine 10/12 KL	0.30	Machine is required for For oil filtration of transformers (GT, UT, UAT, SAT, RAT etc.)
	Transformer NAS filter machine	0.15	Machine is required for oil filtration of transformers (GT, UT, UAT, SAT, RAT etc.)
	LVDH & Oil filtration Machine	0.10	Lubricants being used in Ash Handling Plants needed to be filtrated on regular basis for improving Oil quality.
	Shieve Shaker	0.03	Sieve shaker to be procured for Coal fineness measurement. Same help to analysis mill performance & to reduce unburnt coal.
2022-23	Chlorine deoxide System Installation	12.00	Plant is designed for chlorine dosing into cooling water & raw water pre-treatment. OPGC having chlorine storage license for 94 tonnes (78 in CW Chlorination and 16 in RW Chlorination). Storage of Chlorine tonner is a big safety concern, as even a single leak may affect a wide area & having potential of life hazard exist. In 5th District Crisis meeting, District Magistrate & Collector, Jharsuguda also advised to minimise use of Chlorine & to use alternative chemicals.
	Installation of upgraded Sc	0.50	Installation of upgraded scrapper to be done to improve environment inside Coal handling plant.
	Installation of upgraded Sk	0.30	Installation of upgraded skirt rubber to be done to improve environment inside Coal handling plant.
	ON line DGA monitoring (9 Gas) of GT And RAT trafo (3 Nos.)	1.08	Conditioning monitoring of generator transformers are being carried out through existing online monitor provided by M/s BHEL package. This device having only moisture and hydrogen contain monitoring. We are doing manual DGA and moisture content test as per scheduled of three-month period. Since we have a history of transformer failure in stage-2 and keeping the criticality and availability of equipment, it is recommend to install ONLINE DGA device for monitoring of all critical gases (9 Gases), If any abnormality observed, immediately same will give us alarm at control room, So that early predictive action to be taken before any severity inside transformer. Supply & commissioning cost of one transformer is 36 Lakhs. Same has been planned in two phase, FY22-23- 3 numbers of Transformer & FY23-24 - 4 numbers of transformer.
2023-24	ON line DGA monitoring (9 Gas) of GT And RAT trafo (4 Nos.)	1.44	Conditioning monitoring of generator transformers are being carried out through existing online monitor provided by M/s BHEL package. This device having only moisture and hydrogen contain monitoring. We are doing manual DGA and moisture content test as per scheduled of three-month period. Since we have a history of transformer failure in stage-2 and keeping the criticality and availability of equipment, it is recommend to install ONLINE DGA device for monitoring of all critical gases (9 Gases), If any abnormality observed, immediately same will give us alarm at control room, So that early predictive action to be taken before any severity inside transformer. Supply & commissioning cost of one transformer is 36 Lakhs. Same has been planned in two phase, FY22-23- 3 numbers of Transformer & FY23-24 - 4 numbers of transformer.
Total		266.64	

Ash pond


FY	Particulars	Amount (Rs. Crore)	Justification
2019-20			



2020-21	Ash Pond (Ash Pond + Ash Pond Misc.)	20.34	i) Due to Change in law, impacted increase in taxes and duties price. ii) Due to delay in OPGC's deliverables under the Contract . iii) Scope gap (Reduction in contract price). iv) Disputed claims of Contractor v) Arbitration
2021-22	Ash Pond (Ash Pond + Ash Pond Misc.)	475.45	i) Due to Change in law, impacted increase in taxes and duties price. ii) Due to delay in OPGC's deliverables under the Contract . iii) Scope gap (Reduction in contract price). iv) Disputed claims of Contractor v) Arbitration
	Ash Pond heigh Raising	3.00	Raising of bund height for Phase # 1 ash pond at Tilia will be required. Expected expenditure is 12 Cr. , in FY21-22: 3 Cr. & FY22-23 : 9 Cr.
	Consultancy for Ash Pond height Raising	0.30	Proposal for IIT Consultancy for raising of height for Tilia ash Pond and time to time stability study.
	Approach road along ash Pipeline Corridor	4.50	Approach road alongside ash pipeline corridor for surveillance & ease of maintenance
	Ash Pond Site Store & Store Room Construction	0.10	Construction of Maintenance site office, Store room in Tilia ash pond
	Installation of 2 numbers of Flow meter at Tilia Ash Pond	0.04	As per notification of Central Ground Water Authority dated 26.10.2020, all industrial users need to install digital water flowmeters with telemetry for quantification of water withdrawal and data transmission to CGWA site. Since 2 No's of Bore wells have been drilled at Tilia Ash Pond, 2Nos of flow meters are required.
	CCTV Camera installation in Ash Pond	0.50	Installation of CCTV camera & cable laying to be done for Ash dyke surveillance & security purpose.
2022-23	Ash Pond heigh Raising	9.00	Raising of bund height for Phase # 1 ash pond at Tilia will be required. Expected expenditure is 12 Cr. , in FY21-22: 3 Cr. & FY22-23 : 9 Cr.
2023-24			
Total		513.23	

MGR

FY	Particulars	Amount (Rs. Crore)	Justification
2019-20			
2020-21			
2021-22	MGR (MGR+MGR-Rolling Stocks+ MGR Misc.)	47.57	i) Due to change in law, impacted increase in taxes and duties price. ii) Delay in handing over of land parcel of 1.73 KM.(Jan 2020). ii) Disputed claims of Contractor. iv) Arbitration.
	MGR (MGR+MGR-Rolling Stocks+ MGR Misc.)	208.51	i) Due to change in law, impacted increase in taxes and duties price. ii) Delay in handing over of land parcel of 1.73 KM.(Jan 2020). ii) Disputed claims of Contractor. iv) Arbitration.
	MGR (MGR+MGR-Rolling Stocks+ MGR Misc.)	186.58	i) Due to change in law, impacted increase in taxes and duties price. ii) Delay in handing over of land parcel of 1.73 KM.(Jan 2020). ii) Disputed claims of Contractor. iv) Arbitration.
2022-23	Procurment of 25 New Wagons for MGR	10.62	As the present 110 racks will not suffice for the requirement 22000 MT transportation /day from Manoharpur, So we need extra 25 wagon for operation of 4 racks from Manoharpur. The estimated cost as per is a approx.. 36.00 Lac/wagon (Excluding GST)
	Installation of Solar Panels at various station of MGR from Plant site to Manoharpur	2.05	Installation of solar panels at various station of MGR from Plant site to (No Suggestions)
2023-24			



1010


Total		455.32
--------------	--	---------------

Township

FY	Particulars	Amount (Rs. Crore)	Justification
2019-20			
2020-21			
2021-22	Township & CMT Colony	8.48	Due to extended completion of work.
	Township & CMT Colony	28.54	Due to extended completion of work.
	Township & CMT Colony	0.00	0
2022-23			
2023-24			
Total		37.02	

Overheads


FY	Particulars	Amount (Rs. Crore)	Justification
2021-22	Tool & Plant (Including WareHouse)	7.96	Due to extended completion of work.
	CSR	1.96	Due to extended completion of work.
	Start up (Includes Sale of Power)	0.42	Due to extended completion of work.
	Water Tax	0.00	0
	Development Expenses	9.81	Due to extended completion of work.
	Construction management	21.69	Due to extended completion of work.
	Shakti Bhawan	0.00	0
	Construction Insurance	0.40	Due to extended completion of work.
	WCM	0.00	0
	AED (PR no. 1100003322)	0.05	Automated External Defibrillator (AED) is an emergency rescue equipment to augment CPR process.
	Tool & Plant (Including WareHouse)	0.11	Due to extended completion of work.
	CSR	10.83	Due to extended completion of work.
	Start up (Includes Sale of Power)	9.27	Due to extended completion of work.
	Water Tax	0.00	0
	Development Expenses	3.34	Due to extended completion of work.
	Construction management	17.99	Due to extended completion of work.
	Shakti Bhawan	30.00	0
	Construction Insurance	1.25	Due to extended completion of work.
	WCM	66.00	0
	Tool & Plant (Including W	0.00	0
	CSR	0.00	0
	Start up (Includes Sale of P	0.00	0
	Water Tax	0.00	0
	Development Expenses	29.77	Due to extended completion of work.
	Construction management	2.16	Due to extended completion of work.
	Shakti Bhawan	0.00	0
	Construction Insurance	0.00	0
	WCM	0.00	0
2022-23			
2023-24			
Total		213.00	



1011

ANNEXURE-15






Government of National Capital Territory of Delhi

e-Stamp

Certificate No.	: IN-DL85956932076066N
Certificate Issued Date	: 30-Mar-2015 10:56 AM
Account Reference	: IMPACC (IV)/ dI712203/ DELHI/ DL-DLH
Unique Doc. Reference	: SUBIN-DL71220368788416911881N
Purchased by	: KSHIROD CHANDRA BRAHMA
Description of Document	: Article 5 General Agreement
Property Description	: Not Applicable
Consideration Price (Rs.)	: 0 (Zero)
First Party	: THE PRESIDENT OF INDIA
Second Party	: ODISHA COAL AND POWER LTD
Stamp Duty Paid By	: ODISHA COAL AND POWER LTD
Stamp Duty Amount(Rs.)	: 500 (Five Hundred only)




Please write or type below this line

**THE ALLOTMENT AGREEMENT BY AND BETWEEN THE PRESIDENT OF INDIA
AND ODISHA COAL AND POWER LIMITED IN RESPECT OF
MANOHARPUR AND DIPSIDE MANOHARPUR COAL MINE**

This Stamp-paper forms an integral part of this deed of Allotment Agreement.


Nivch Bhara



Statutory Alert:

CONTENTS

PARTIES:	5
BACKGROUND:	5
1. DEFINITIONS AND INTERPRETATION:	6
1.1. Definitions	6
1.2. Interpretation	10
2. ALLOCATION OF THE COAL MINE	11
3. CONDITIONS FOR ALLOTMENT	12
4. THE ALLOTMENT ORDER	13
5. POST ALLOTMENT OBLIGATIONS	14
5.1. Commencement Plan	14
5.2. Payment of the Upfront Amount	14
5.2.1. First Instalment of fifty per cent	14
5.2.2. Second Instalment of twenty five per cent	15
5.2.3. Third Instalment of twenty five per cent	15
5.2.4. Failure to pay the Upfront Amount	15
5.3. The Mining Lease	15
6. PERFORMANCE SECURITY AND APPROPRIATION	16
6.1. Performance Security	16
6.2. Events for appropriation of the Performance Security	16
6.3. Manner of appropriation of the Performance Security	17
7. INFORMATION	19
8. UTILISATION OF COAL	21
8.1. Utilisation of Coal in the Specified End Use Plant	21
8.2. Middling or washery rejects	21
8.3. Arrangements for optimal utilisation	21
8.4. Utilisation in any other plant of the Allottee	22
8.5. Sale to CIL	23
9. MONTHLY PAYMENTS AND ESCALATION	23
9.1. Monthly Payment	23
9.2. Escalation	23



1014


Allotment Agreement for Manoharpur and Dipside Manoharpur Coal Mine

10.	EFFICIENCY PARAMETERS.....	24
11.	GENERAL RIGHTS AND OBLIGATIONS.....	24
11.1.	Limited Mining Rights.....	24
11.2.	Authorisations.....	24
11.3.	Geological and Archaeological Finds.....	24
11.4.	Health, Safety, Welfare, Social Security and Minimum Wages.....	25
12.	CONTRACTORS AND SUB-CONTRACTORS.....	26
13.	CHANGE IN CONTROL AND TRANSFER.....	27
13.1.	Change in Control of the Allottee.....	27
13.2.	Change in Control in case of a joint venture.....	27
13.3.	Consequences of default.....	27
14.	MINE PLAN.....	28
15.	MINE CLOSURE.....	28
16.	COMPLIANCE AND RECORD KEEPING.....	28
17.	REPRESENTATIONS AND WARRANTIES.....	29
18.	INDEMNITIES.....	29
19.	ASSIGNMENT, SECURITY FOR FINANCING.....	30
19.1.	Prohibition on Assignment.....	30
19.2.	Assignment Conditions.....	31
19.3.	Security for financing, enforcement Event.....	31
20.	INSURANCE.....	33
21.	ACCOUNTS AND AUDIT.....	33
21.1.	Audited Accounts.....	33
21.2.	Appointment of Auditors.....	33
21.3.	Certification of claims by Statutory Auditors.....	33
22.	GOVERNMENT INSPECTION.....	33
23.	EVENT OF FORCE MAJEURE.....	34
24.	EFFECTIVE DATE, TERM AND TERMINATION.....	35
24.1.	Effective Date.....	35
24.2.	Term.....	35
24.3.	Termination.....	35



Allotment Agreement for Manoharpur and Dipside Manoharpur Coal Mine

24.4.	Retention of Books and Records	37
25.	GOVERNING LAW AND DISPUTE RESOLUTION	37
26.	MISCELLANEOUS	38
26.1.	Time of Essence	38
26.2.	Publicity	38
26.3.	Severability	38
26.4.	Costs and Expenses	39
26.5.	Further Assurance	39
26.6.	Legal And Prior Rights	39
26.7.	Waiver	39
26.8.	Amendments	40
26.9.	Counterparts	40
26.10.	No Agency or partnership	40
26.11.	Notices	40
26.12.	Entire Agreement	41
26.13.	Specific Performance of Obligations	41
26.14.	Power of the Central Government	41
	SCHEDULE A - PARTICULARS OF THE COAL MINE	42
	SCHEDULE B - PARTICULARS OF THE SPECIFIED END USE PLANT	43
	SCHEDULE C - FORMAT OF INTIMATION TO THE NOMINATED AUTHORITY	44
	SCHEDULE D - FORMAT OF THE COMPLETION NOTICE	46
	SCHEDULE E - EFFICIENCY PARAMETERS	47
	SCHEDULE F - FORMAT OF PERFORMANCE SECURITY	48
	SCHEDULE G - WARRANTIES	52
	SCHEDULE H - ADDRESS FOR PROVIDING NOTICES	55
	Signatories	56



1016

Allotment Agreement for Manoharpur and Dipside Manoharpur Coal Mine

This Allotment Agreement is made by and between following:

PARTIES:

- 1 **The President of India**, acting through the Central Government represented by the Nominated Authority appointed under Section 6 of the Coal Mines (Special Provisions) Ordinance, 2014) read with Coal Mines (Special Provisions) Second Ordinance, 2014 (the "Nominated Authority").
- 2 **Odisha Coal and Power Limited** incorporated in India under the Companies Act, 2013 with corporate identity number U10100OR2015SGC018623, whose registered office is at Plot No. N-3/135, IRC Village, Nayapalli, Bhubaneswar, Odisha - 751015, India (the "Allottee").

BACKGROUND:

- A. The Supreme Court of India through its judgment dated August 25, 2014 read with its order dated September 24, 2014 (collectively the "Supreme Court Judgment") had cancelled allotment of 204 coal blocks.
- B. Subsequent to the Supreme Court Judgment, the Coal Mines (Special Provisions) Ordinance, 2014 read with Coal Mines (Special Provisions) Second Ordinance, 2014 (collectively the "Ordinance") were promulgated and the Coal Mines (Special Provisions) Rules, 2014 (the "Rules") were framed for auction and allotment of all blocks which were subject to cancellation pursuant to the Supreme Court Judgment.
- C. The Coal Mine (as defined in Clause 1.1.18) was included in the list of such 204 coal blocks and accordingly, its allotment to the Prior Allottee (as defined in Clause 1.1.40) was cancelled pursuant to the Supreme Court Judgment, with effect from the 'appointed date' (as defined in the Ordinance).
- D. Thereafter, the Central Government issued an order under Rule 8(2) of the Rules, dated December 18, 2014, as amended, to the Nominated Authority for allotment of the Coal Mine pursuant to Section 5 of the Ordinance. In such order, generation of power was the "Specified End Use" with respect to the Coal Mine.
- E. Pursuant to an allotment process conducted in accordance with the Ordinance, the Rules, the Allotment Document, dated February 18, 2015 and receipt of a direction from the Central Government under Rule 11(9) of the Rules, the Allottee has become entitled to enter into an agreement with the Nominated Authority pursuant to Rule 13(5) of the Rules with respect to allocation of the Coal Mine to the Allottee for use in the Specified End Use Plant (as defined in Clause 1.1.45).
- F. Accordingly, the Nominated Authority and the Allottee are entering into this Agreement



Allotment Agreement for Manoharpur and Dipside Manoharpur Coal Mine

with respect to matters related to allocation of the Coal Mine, including without limitation development of the Coal Mine and production and utilisation of coal from the Coal Mine.


NOW THEREFORE, in consideration of the mutual covenants, terms and conditions and understandings set forth in this Agreement, and other good and valuable consideration (the adequacy of which are hereby mutually acknowledged), the Parties with the intent to be legally bound hereby agree as follows:

1. DEFINITIONS AND INTERPRETATION

The definitions and rules of interpretation in this clause apply in this Agreement.



1.1. Definitions

- 1.1.1. "Acceptable Bank" shall mean a Scheduled Bank as listed in the Second Schedule of the Reserve Bank of India Act, 1934 excluding those listed under the headings of Gramin Banks, Urban Co-operative Banks and State Co-operative Banks.
- 1.1.2. "Agreement" means this Allotment Agreement and all attached annexure, schedules, exhibits and instruments supplemental to or amending, modifying or confirming this Agreement in accordance with the provisions of this Agreement.
- 1.1.3. "Agreement Date" shall mean the date on which execution of this Agreement by both the Allottee and the Nominated Authority is completed.
- 1.1.4. "Allotment Conditions" shall have the meaning given to such expression in Clause 3.1.
- 1.1.5. "Allotment Date" shall have the meaning given to such expression in Clause 4.3.
- 1.1.6. "Allotment Document" shall have the meaning given to it under the Rules and shall include the Allotment Document dated February 18, 2015 for allotment of the Coal Mine.
- 1.1.7. "Allotment Order" shall have the meaning given to such expression in the Ordinance and the Rules.
- 1.1.8. "Applicable Law" shall mean all applicable statutes, laws, by-laws, rules, regulations, orders, ordinances, protocols, codes, guidelines, policies, notices, directions, judgments, decrees or other requirements or official directive of any Governmental Authority or court or other law, rule or regulation approval from the relevant Governmental Authority, government resolution, directive, or other government restriction or any similar form of decision of, or determination by, or any interpretation or adjudication having the force of law in India.
- 1.1.9. "Appropriation Event" shall have the meaning given to such expression in Clause 6.2.1.



Allotment Agreement for Manoharpur and Dipside Manoharpur Coal Mine

- 1.1.10. "Arrangement" shall have the meaning given to such expression in Clause 8.3.1.
- 1.1.11. "Arrangement Application" shall have the meaning given to such expression in Clause 8.3.1.
- 1.1.12. "Authorised Representative" shall have the meaning given to such expression in Clause 4.4.
- 1.1.13. "Business Day" shall mean a day which is not a Saturday, Sunday or any other day declared as a public holiday by the Central Government.
- 1.1.14. "Central Government" shall mean the Government of India, acting through the Ministry of Coal.
- 1.1.15. "CIL" shall mean Coal India Limited (a Government of India undertaking).
- 1.1.16. "CIL Notified Price" shall mean the prevailing notified price of relevant grade(s) of coal by CIL or any of its subsidiaries, as may be territorially relevant to the Coal Mine, as on the date of sale of coal.
- 1.1.17. "Claim" shall have the meaning given to such expression in Clause 18.3.
- 1.1.18. "Coal Mine" shall mean the coal mine as more particularly described in SCHEDULE A.
- 1.1.19. "Companies Act" means the Companies Act, 1956 or the Companies Act, 2013, as applicable, as now enacted or as the same may from time to time be amended, re-enacted or replaced.
- 1.1.20. "Control" shall include the right to appoint majority of the directors or to control the management or policy decisions exercisable by a person or persons acting individually or in concert, directly or indirectly, including by virtue of their shareholding or management rights or shareholders agreements or voting agreements or in any other manner.
- 1.1.21. "Commencement Plan" shall have the meaning given to such expression in Clause 5.1.
- 1.1.22. "Designated Bank Account" shall mean the following bank account of the Nominated Authority:
- Name of the bank: State Bank of India
Account number: 34823879210
Name of the account holder: Nominated Authority, Account -II (Allotment), Ministry of Coal, Government of India
IFSC Code: SBIN0003771
- 1.1.23. "Diversion Notice" shall have the meaning given to such expression in Clause 8.4.1.




- 1.1.24. "Efficiency Parameters" shall have the meaning given to such expression in Clause 10.1.
- 1.1.25. "Eligibility Conditions" shall mean the eligibility conditions specified in the Ordinance and the Rules including all the eligibility conditions listed in Clause 3.2 of the Allotment Document.
- 1.1.26. "Encumbrances" means any mortgage, pledge, equitable interest, assignment by way of security, conditional sales contract, hypothecation, right of other Persons, claim, security interest, encumbrance, title defect, title retention agreement, voting trust agreement, interest, option, lien, charge, commitment, restriction or limitation of any nature whatsoever, including restriction on use, voting rights, transfer, receipt of income or exercise of any other attribute of ownership, right of set-off, any arrangement (for the purpose of, or which has the effect of, granting security), or any other security interest of any kind whatsoever, or any agreement, whether conditional or otherwise, to create any of the same.
- 1.1.27. "Governmental Approval" means any authorization, approval, consent, licence or permit required from any Governmental Authority.
- 1.1.28. "Governmental Authority" means any government authority, statutory authority, government department, agency, commission, board, tribunal or court or other law, rule or regulation making entity having or purporting to have jurisdiction on behalf of the Republic of India or any state or other subdivision thereof or any municipality, district or other subdivision thereof.
- 1.1.29. "Event of Force Majeure" shall have the meaning given to such expression in Clause 23.1.
- 1.1.30. "Good Industry Practice" means, in relation to any undertaking and any circumstances, the exercise of that degree of skill, diligence, prudence and foresight which would reasonably and ordinarily be expected from a skilled and experienced Person engaged in the same type of undertaking under the same or similar circumstances.
- 1.1.31. "Indemnified Party" shall have the meaning given to such expression in Clause 18.1.
- 1.1.32. "Mine Plan" shall mean a plan which has been approved in accordance with the Applicable Laws in relation to the Coal Mine.
- 1.1.33. "Mining Lease" shall have the meaning given to such expression in Clause 5.3.1.
- 1.1.34. "Monthly Payment" shall have the meaning given to such expression in Clause 9.1.1.
- 1.1.35. "Ordinance" shall have the meaning given to such expression in Clause B of the



Allotment Agreement for Manoharpur and Dipside Manoharpur Coal Mine

Background.

- 1.1.36. "Other Plants" shall have the meaning given to such expression in Clause 8.4.1.
- 1.1.37. "Parties" means and refers to the Nominated Authority and the Allottee collectively and "Party" refers to any one of them.
- 1.1.38. "Performance Security" shall have the meaning given to such expression in Clause 6.1.1.
- 1.1.39. "Person" means any individual, sole proprietorship, unincorporated association, body corporate, corporation, company, partnership, limited liability company, joint venture, Governmental Authority or trust or any other entity or organization.
- 1.1.40. "Prior Allottee" shall have the meaning given to it in the Ordinance and for the purposes of the Coal Mine, the Prior Allottee shall be Odisha Power Generation Corporation incorporated in India under the Companies Act with corporate identity number U40104OR1984SGC001429, whose registered office is at Zone-A, 7TH Floor, Fortune Tower, Chandrasekharpur, Bhubaneswar, Odisha -751023, India.
- 1.1.41. "Reference Index" shall have the meaning given to such expression in Clause 9.2.1.
- 1.1.42. "Reserve Price" shall mean INR 100/Tonne (Indian Rupees One hundred/Tonne).
- 1.1.43. "Rules" shall have the meaning given to such expression in Clause B of the Background.
- 1.1.44. "Selectee" shall have the meaning given to such expression in Clause 19.3.3(b).
- 1.1.45. "Specified End Use Plant" shall mean the plant engaged in generation of power situated at Banharpali, Jharsuguda, Odisha, India, as prescribed for the Coal Mine under Rule 8(2) of the Rules, as more particularly described in SCHEDULE B.
- 1.1.46. "State Government" shall mean the Government of the state where the Coal Mine is located.
- 1.1.47. "Substitution Notice" shall have the meaning given to such expression in Clause 19.3.3(b).
- 1.1.48. "Supreme Court Judgment" shall have the meaning given to such expression in Clause A of the Background.
- 1.1.49. "Taxation" (including with correlative meaning, the terms "Tax" and "Taxes") means (a) any and all taxes, assessments and other charges, duties, impositions and similar liabilities, imposed by any Governmental Authority, including without limitation taxes based upon or measured by gross receipts, income, profits, sales and value added,



withholding, payroll, excise and property taxes, together with all interest, penalties and additions imposed with respect to such amounts; (b) any liability for the payment of any taxes, assessments and other charges, duties, impositions and similar liabilities by the Allottee as a result of being a member of an affiliated, consolidated, combined or unitary group for any period; and (c) any taxes, assessments and other charges, duties, impositions and similar liabilities for the payment of any amounts by the Allottee as a result of any express obligation to indemnify any other Person or as a result of any obligation under any agreement or arrangement with any other Person with respect to such amounts and including any liability for Taxes of a predecessor entity.

1.1.50. "Third Party" means any Person that is not a signatory to this Agreement.

1.1.51. "Term" shall have the meaning given to such expression in Clause 24.2.

1.1.52. "Termination Event" shall have the meaning given to such expression in Clause 24.3.1.

1.1.53. "Upfront Amount" shall mean an amount equal to INR 62,11,63,090 (Indian Rupees Sixty Two Crore Eleven Lakh Sixty Three Thousand and Ninety) payable by the Allottee in terms of Clause 5.2.

1.1.54. "Warranties" shall have the meaning given to such expression in Clause 17.1.

1.2. Interpretation



1.2.1. Any reference to any statute or statutory provision shall include:

- (i) all subordinate legislation made from time to time under that provision (whether or not amended, modified, re-enacted or consolidated);
- (ii) such provision as from time to time amended, modified, re-enacted or consolidated (whether before or after the date of this Agreement) to the extent such amendment, modification, re-enactment or consolidation applies or is capable of applying to any transactions entered into under this Agreement prior to the Agreement Date and (to the extent liability there under may exist or can arise) shall include any past statutory provision (as from time to time amended, modified, re-enacted or consolidated) which the provision referred to has directly or indirectly replaced;

1.2.2. Unless the context otherwise requires, words in the singular shall include the plural and the plural shall include the singular.

1.2.3. References to the masculine, the feminine and the neuter shall include each other.

1.2.4. References to a "company" shall include a company, corporation or other body



Allotment Agreement for Manoharpur and Dipside Manoharpur Coal Mine

corporate, wherever and however incorporated or established.

- 1.2.5. The recitals and schedules form part of this Agreement and shall have the same force and effect as if expressly set out in the body of this Agreement, and any reference to this Agreement shall include any recitals and schedules to it. Any references to clauses and schedules are to clauses and schedules to this Agreement. Any references to parts or paragraphs are, unless otherwise stated, references to parts or paragraphs of the schedule in which the reference appears.
- 1.2.6. A reference to **this Agreement** or **any other document** shall be construed as references to this Agreement or that other document as amended, varied, novated, supplemented or replaced from time to time.
- 1.2.7. A reference to **this Clause** shall, unless followed by reference to a specific provision, be deemed to refer to the whole Clause (not merely the sub-Clause, paragraph or other provision) in which the expression occurs.
- 1.2.8. A reference to a **party** shall include that party's representatives, successors and permitted assigns.
- 1.2.9. Each of the representations and warranties provided in this Agreement is independent of other representations and warranties and unless the contrary is expressly stated, no Clause in this Agreement limits the extent or application of another Clause.
- 1.2.10. Headings to Clauses, parts and paragraphs of schedules and schedules are for convenience only and do not affect the interpretation of this Agreement.
- 1.2.11. A reference to "**in writing**" includes any communication made by letter or fax but not e-mail (unless otherwise expressly provided in this Agreement).
- 1.2.12. Unless otherwise specified, any reference to a time of day is to Indian Standard Time.
- 1.2.13. Any words following the terms **including, include, in particular, for example or any similar expression** shall be construed as illustrative and shall not limit the sense of the words, description, definition, phrase or term preceding those terms.
- 1.2.14. Where the context permits, **other and otherwise** are illustrative and shall not limit the sense of the words preceding them.
- 1.2.15. References to a document in **agreed form** are to that document in the form agreed by the parties and initialled by them or on their behalf for identification.
- 1.2.16. Any obligation on a party not to do something includes an obligation not to allow that thing to be done.

2. ALLOCATION OF THE COAL MINE

- 2.1. The Allottee hereby represents and warrants to the Nominated Authority that it has



complied with all the terms and conditions of the Ordinance, the Rules, the Allotment Document and other Applicable Laws, as were required to be complied with by the Allottee, with respect to allotment process for the Coal Mine and the Allottee is eligible in all respects to receive allocation of the Coal Mine. The Allottee also represents and warrants to the Nominated Authority that it is in compliance with all the Eligibility Conditions and would continue to be in compliance with all the Eligibility Conditions during the Term.



- 2.2. Relying on the representations and warranties of the Allottee and the information, documents and other undertaking provided by the Allottee, including the Warranties provided under Clause 17, the Nominated Authority is pleased to enter into this Agreement with the Allottee for allocation of the Coal Mine to the Allottee subject to terms and conditions specified in this Agreement.

3. CONDITIONS FOR ALLOTMENT

3.1. Allotment Conditions.

The issuance of the Allotment Order in favour of the Allottee shall be subject to satisfaction of the following conditions (collectively the "Allotment Conditions"):

- (a) the Allottee continuing to be in compliance with all the Eligibility Conditions;
- (b) the Allottee having paid the first instalment of the Upfront Amount, in accordance with Clause 5.2.1;
- (c) the Allottee having furnished the Performance Security;
- (d) the Allottee having deposited an amount equal to INR 0 (Indian Rupees Zero), being the Fixed Amount, in the Designated Bank Account;
- (e) only in the event that the Allottee is a Prior Allottee for the Coal Mine or any other Schedule I coal mine (as defined in the Ordinance), the Allottee having paid the Additional Levy within the due date for payment of such Additional Levy as specified in Rule 18 of the Rules; and
- (f) The Allottee having provided a written intimation to the Nominated Authority in substantially the same form as provided in SCHEDULE C regarding: (i) the movable property which the Allottee has not negotiated to own or utilise and which it intends to move and store under Section 10(4) of the Ordinance; (ii) the contracts which the Allottee is desirous of adopting under Section 11(1) of the Ordinance, including contracts with secured creditors; and matters incidental thereto.



3.2. Completion of Allotment Conditions and Notice

3.2.1. Upon satisfaction of each of the Allotment Conditions specified in Clause 3.1, the Allottee shall provide a written notice to the Nominated Authority in substantially the same format as provided in SCHEDULE D (the "Completion Notice")

3.2.2. In the event the Allottee does not provide a Completion Notice with respect to each of the Allotment Conditions listed in Clauses 3.1(a); 3.1(b); 3.1(c); 3.1(d); 3.1(e) (in cases where the Allottee is a Prior Allottee for the Coal Mine or any other Schedule I coal mine (as defined in the Ordinance)) and Clause 3.1(f), within 30 Days of the Agreement Date, then the Nominated Authority may terminate this Agreement without incurring any liability whatsoever by providing a written notice to the Allottee. It is clarified that in such event the Allottee shall not be entitled to receive the Allotment Order and the Nominated Authority shall be entitled to dispose the Coal Mine in the manner provided in the Ordinance and the Rules, including through re-auction/re-allotment or through appointment of a designated custodian.

3.2.3. If the Allottee does not provide a Completion Notice with respect to 3.1(f) and fails to provide a written intimation in substantially the same form as provided in SCHEDULE C within 30 Days of the Agreement Date, then it shall be deemed that the Allottee is not desirous of owning or utilising any movable property or continuing any contract. In such cases, without prejudice to Clause 3.2.2, the Nominated Authority may elect to issue the Allotment Order without including aforementioned particulars in the Allotment Order; if all other Allotment Conditions have been satisfied by the Allottee and corresponding Completion Notice have been provided to the Nominated Authority.



4. THE ALLOTMENT ORDER

4.1. Upon receipt of the Completion Notice evidencing compliance with each of the applicable Allotment Conditions, the Nominated Authority may issue the Allotment Order, subject to the Ordinance, the Rules, the Allotment Document and other Applicable Laws, in the manner provided in this Clause 4.

4.2. The Allotment Order shall be issued by the Nominated Authority in substantially the same format as specified by the Central Government.

4.3. Prior to issuance of the Allotment Order, the Nominated Authority shall provide a written notice to the Allottee specifying the date of the Allotment Order (the "Allotment Date") and the date and time on which and place from where the Allotment Order may be collected by the Allottee.

4.4. The Allottee shall depute an authorised representative of the Allottee ("Authorised Representative") to receive the Allotment Order on behalf of the Allottee on the date,



1025

Allotment Agreement for Manoharpur and Dipside Manoharpur Coal Mine

time and place specified by the Nominated Authority under Clause 4.3.

- 4.5. The Authorised Representative shall be provided the Allotment Order in duplicate and shall be required to acknowledge the receipt of the Allotment Order. In the event, the Authorised Representative is not present on the date and time specified by the Nominated Authority under Clause 4.3, then the Nominated Authority shall dispatch the Allotment Order by registered post with acknowledgment due, to the registered office of the Allottee.
- 4.6. The Allottee shall, within seven Business Days of the receipt of the Allotment Order through the Authorised Representative or through registered post, as the case may be, sign and return the duplicate copy of the Allotment Order in acknowledgement thereof. In the event the duplicate copy of the Allotment Order duly signed by the Allottee is not received by the aforementioned date, the Nominated Authority may, unless it consents to extension of time for submission thereof, appropriate the Performance Security and other payments made by such Allottee as damages and also terminate this Agreement and cancel and withdraw the Allotment Order.
- 5. POST ALLOTMENT OBLIGATIONS**
- 5.1. Commencement Plan**
- 5.1.1. Within 30 Business Days of the date of the Allotment Order, the Allottee shall be required to submit a detailed plan (the "Commencement Plan") towards commencement of mining operations at the Coal Mine. The Commencement Plan shall include all actions that the Allottee may be required to perform to commence mining operations at the Coal Mine and shall include such information as may be required by the Nominated Authority, including without limitation, information regarding the following:
- (a) the Governmental Approvals, including the Mining Lease which shall be required for commencement of mining operations at the Coal Mine and the time within which the Allottee would make applications for such Governmental Approvals; and
 - (b) revisions to the Mine Plan if any, as may be proposed by the Allottee.
- 5.1.2. The Commencement Plan shall be prepared by the Allottee to ensure strict compliance with the Efficiency Parameters.
- 5.2. Payment of the Upfront Amount**

5.2.1. First Instalment of fifty per cent

The first instalment of fifty per cent of the Upfront Amount being an amount equal to INR 31,05,81,545 (Indian Rupees Thirty One Crore Five Lakh Eighty



Allotment Agreement for Manoharpur and Dipside Manoharpur Coal Mine

One Thousand Five Hundred and Forty Five), shall be deposited by the Allottee in the Designated Bank Account in the manner provided in Clause 3.1(b) as an Allotment Condition.

5.2.2. Second Instalment of twenty five per cent

The second instalment of twenty five per cent of the Upfront Amount being an amount equal to INR 15,52,90,772.50 (Indian Rupees Fifteen Crore Fifty Two Lakh Ninety Thousand Seven Hundred Seventy Two and Fifty Paise), shall be deposited by the Allottee in the Designated Bank Account, on or prior to expiry of 15 Business Days from the date of execution of the Mining Lease by the relevant State Government.

5.2.3. Third Instalment of twenty five per cent

The third instalment of twenty five per cent of the Upfront Amount being an amount equal to INR 15,52,90,772.50 (Indian Rupees Fifteen Crore Fifty Two Lakh Ninety Thousand Seven Hundred Seventy Two and Fifty Paise), shall be deposited by the Allottee in the Designated Bank Account, on or prior to expiry of 15 Business Days from the date of grant of mine opening permission from the state pollution control board of the relevant State where the Coal Mine is located.


5.2.4. Failure to pay the Upfront Amount

In the event the Allottee fails to pay the second instalment or the third instalment of the Upfront Amount within the time specified in Clause 5.2.2 or Clause 5.2.3, respectively, then the Nominated Authority shall be entitled to appropriate the Performance Security in the manner stipulated in Clause 6 (PERFORMANCE SECURITY) and such failure may also result in termination of this Agreement as provided in Clause 24 (EFFECTIVE DATE, TERM AND TERMINATION).

5.3. The Mining Lease

5.3.1. Pursuant to Section 8(4)(b) and Section 8(8), read with Section 8(12) of the Ordinance, the Allottee shall become entitled to the mining lease with respect to the Coal Mine (the "Mining Lease") to be granted by the State Government upon issuance of the Allotment Order.

5.3.2. The Allottee shall promptly upon issuance of the Allotment Order make an application to the State Government for grant of a Mining Lease in the name of the Allottee.



6. PERFORMANCE SECURITY AND APPROPRIATION**6.1. Performance Security**

- 6.1.1. The Allottee shall provide an irrevocable and unconditional guarantee from an Acceptable Bank payable at Delhi for an amount equal to INR 153,92,00,000 (Indian Rupees One Hundred Fifty Three Crore and Ninety Two Lakh) (the "Performance Security") in substantially the same form as provided in SCHEDULE F for the performance of its obligations within such time as specified in Clause 3.2.2
- 6.1.2. The Performance Security shall be an amount which is equal to aggregate of: (a) one year royalty calculated on the basis of peak rated capacity of the Coal Mine as per the approved Mine Plan, payable to respective State Government with respect to the Coal Mine; and (b) the annual peak rated capacity of the Coal Mine as per the approved Mine Plan multiplied by the Reserve Price.
- 6.1.3. In case of any revision in the Mine Plan in accordance with Clause 14, the amount of Performance Security shall be revised accordingly.
- 6.1.4. In such case, bank guarantee constituting the Performance Security shall be substituted with another bank guarantee of the enhanced value issued in accordance with this Clause 6, within a period of 15 Business Days of receipt of approval for revision to the Mine Plan.
- 6.1.5. The Performance Security should remain valid until such time when the Coal Mine achieves the annual peak rated capacity.
- 6.2. Events for appropriation of the Performance Security**
- 6.2.1. The Performance Security may be appropriated by the Nominated Authority upon occurrence of any of the following events (the "Appropriation Event"), to be determined by the Nominated Authority in its sole discretion:
- (a) failure of the Allottee to provide the duly acknowledged duplicate copy of the Allotment Order as required under Clause 4.6;
 - (b) failure of the Allottee to make payment of the first instalment, second instalment or the third instalment of the Upfront Amount within the time specified in Clause 3.1(b), Clause 5.2.2 or Clause 5.2.3, respectively;
 - (c) failure of submission of Commencement Plan within the time specified in Clause 5.1.1;



Allotment Agreement for Manoharpur and Dipside Manoharpur Coal Mine


- (d) failure of the Allottee to comply with the Efficiency Parameters as required under Clause 10;
- (e) any change in Control or transfer of right, title or interest in the Coal Mine which is not in conformity with Clause 13;
- (f) failure to make payment of the Monthly Payment in accordance with this Agreement;
- (g) any utilisation of coal which is not in conformity with Clause 8; or
- (h) any other breach or non-compliance of any of the provisions of this Agreement including in case of the Warranties being untrue or misleading or incorrect in any manner whatsoever.

6.2.2. Provided however that in the event an Appropriation Event has occurred solely on account of an Event of Force Majeure as provided in Clause 23, which could not have been mitigated by the Allottee through Good Industry Practice, then the Performance Security shall not be appropriated for such specific Appropriation Event.

6.3. Manner of appropriation of the Performance Security

6.3.1. Upon occurrence of an Appropriation Event, to be determined by the Nominated Authority, the Nominated Authority shall have the unconditional right to appropriate the Performance Security by providing a written notice to the Allottee, in the following proportion:

#	Appropriation Event	Amount of the Performance Security to be appropriated
1.	Failure of the Allottee to provide the duly acknowledged duplicate copy of the Allotment Order as required under Clause 4.6	Entire Performance Security.
2.	Failure of the Allottee to make payment of the first instalment, second instalment or the third instalment of the Upfront Amount within the time specified in Clause 3.1(b), Clause 5.2.2 or Clause 5.2.3, respectively	An amount equal to the first instalment, and/or second instalment and/or third instalment of the Upfront Amount together with 12% per annum simple interest on such amount starting from the date on which such amount was due and until the date of appropriation




Allotment Agreement for Manoharpur and Dipside Manoharpur Coal Mine.

#	Appropriation Event	Amount of the Performance Security to be appropriated
		of the Performance Security.
3.	Failure of submission of Commencement Plan within the time specified in Clause 5.1.1	An amount equal to 10% of the Performance Security
4.	Failure of the Allottee to comply with the Efficiency Parameters as required under Clause 10	Such per cent of the Performance Security for each failure to comply with the Efficiency Parameters as specified in SCHEDULE E.
5.	Any change in Control or transfer of right, title or interest in the Coal Mine which is not in conformity with Clause 13	Entire Performance Security.
6.	Any utilisation of coal which is not in conformity with Clause 8	Entire Performance Security.
7.	Failure of the Allottee to make payment of the Monthly Payment	The amount of Monthly Payment due and payable, along with a simple interest of twelve per cent per annum, starting from the date on which such amount was due and until the date of appropriation of the Performance Security.
8.	Any other breach or non-compliance with any of the provisions of this Agreement, including in case of the Warranties being untrue or misleading or incorrect in any manner whatsoever.	Such proportion as may be determined by the Nominated Authority in its sole discretion.

6.3.2. Any Appropriation Event resulting in appropriation of the entire Performance Security shall be a Termination Event for the purposes of Clause 24 (EFFECTIVE DATE, TERM AND TERMINATION).

6.3.3. In the event of a part appropriation of the Performance Security, the Allottee shall be



required to: (i) rectify the Appropriation Event; and (ii) top-up the bank guarantee constituting the Performance Security within fifteen Business Days of receipt of a notice under Clause 6.3.1, failure to do so shall be a Termination Event for the purposes of Clause 24 (EFFECTIVE DATE, TERM AND TERMINATION). Appropriation Event, except as mentioned in clause 6.2.1(d), shall be rectified within seven Business Days of receipt of a notice under Clause 6.3.1. Appropriation Event mentioned in clause 6.2.1 (d) shall be rectified within the time specified in SCHEDULE E.

- 6.3.4. In the event that on account of one or more Appropriation Events, an amount equal to hundred per cent of the Performance Security is appropriated in aggregate in one or more instances, the same shall be a Termination Event for the purposes of Clause 24 (EFFECTIVE DATE, TERM AND TERMINATION).

7. INFORMATION

- 7.1. In addition to information that may be required to be provided in accordance with Applicable Laws, the Allottee shall provide periodic reports to the Nominated Authority (or such other Governmental Authority as may be specified by the Nominated Authority) regarding mining operations at the Coal Mine, including compliance with the Efficiency Parameters, in accordance with the following provisions:

(a) *Pre-Commencement Report*

Prior to commencement of mining operations at the Coal Mine, the Allottee shall provide a written intimation ("Pre-commencement Report") to the Nominated Authority and the Central Government once every thirty calendar days regarding the following:

- (i) the actions taken by the Allottee towards commencement of the mining operations at the Coal Mine, including compliance with the Commencement Plan;
- (ii) any deviations from the Commencement Plan, the reasons for such deviations and the steps taken by the Allottee to rectify such deviation; and
- (iii) whether in the opinion of the Allottee, it shall be able to commence mining operations at the Coal Mine within the time mentioned in the Commencement Plan.

The Allottee shall also inform the Nominated Authority in writing within 3 Business Days of receipt of the mine opening permission from the state pollution control board of the relevant State where the Coal Mine is located.



Allotment Agreement for Manoharpur and Dipside Manoharpur Coal Mine

(b) **Commencement Report**

Within three Business Days of the commencement of mining operations at the Coal Mine, the Allottee shall provide a written intimation to the Nominated Authority confirming commencement of mining operations at the Coal Mine (the "Commencement Report").

(c) **Monthly Report**

Subsequent to the Commencement Report, the Allottee shall provide a written intimation ("Monthly Report") to the Coal Controller's Organisation within seven Business Days of end of each calendar month comprising: (i) a declaration regarding compliance with the Efficiency Parameters in the immediately preceding calendar month. In the event of a non-compliance with the Efficiency Parameters, complete particulars of the same, including the reasons for such non-compliance, and the corrective steps proposed to be undertaken; and (ii) such other information as may be required to be provided by the Nominated Authority.


(d) **Yearly Report**

Within seven Business Days of conclusion of the annual general meeting of the Allottee, it shall provide the following information to the Coal Controller's Organisation:

- (i) two certified copies of its balance sheets, cash flow statement and profit and loss account, along with a report thereon by its statutory auditors; and
- (ii) such other information as may be required to be provided, by the Nominated Authority.

7.2. The Pre-Commencement Report, the Commencement Report, the Monthly Report and the Yearly Report shall be provided to the Nominated Authority or the Coal Controller's Organisation as attachments to an email addressed to the following e-mail address: (i) nomaauthority.moc@nic.in in case of the Nominated Authority; or (ii) coalcont-wb@nic.in in case of the Coal Controller's Organisation. Such attachments must be digitally signed by the Allottee using a Class III digital signature certificate issued by a certifying authority in India.

7.3. The Nominated Authority shall have the right to seek such further information regarding the Pre-Commencement Report, the Commencement Report, the Monthly Report or the Yearly Report and also seek independent verification of the same.



8. UTILISATION OF COAL**8.1. Utilisation of Coal in the Specified End Use Plant**

Except as otherwise provided in this Clause 8, the coal extracted from the Coal Mine shall be utilised by the Allottee strictly in the Specified End Use Plant; and shall not be utilised for any other purpose whatsoever, either directly or indirectly.

8.2. Middling or washery rejects

8.2.1. The Allottee shall adhere to Good Industry Practice with respect to mining of coal and make best efforts to reduce generation of middling or washery rejects and utilise the same in any captive power plant of the Allottee. In any case the middling or washery rejects generated from the Coal Mine shall not exceed normative limits.

8.2.2. Any middling or washery rejects generated from the Coal Mine may be sold by the Allottee and the Allottee shall maintain separate records for the middling or washery rejects generated, utilised and sold. However, the middling or washery rejects generated from the Coal Mine should in no event, exceed the normative limits.



8.3. Arrangements for optimal utilisation

8.3.1. In terms of Section 20 of the Ordinance and Rule 19 of the Rules, the Allottee shall be permitted to enter into arrangements for optimum utilisation of the Coal Mine (the "Arrangement"). In the event the Allottee is desirous of entering into an Arrangement, it shall make an application (the "Arrangement Application") to the Central Government in accordance with Rule 19 of the Rules.

8.3.2. The Arrangement Application shall be filed by the Allottee prior to undertaking any Arrangement and no Arrangement shall be given effect to until the Arrangement Application has been approved by the Central Government.

8.3.3. The Arrangement Application shall be made in writing and shall include complete particulars of the proposed Arrangement, including the particulars required to be provided under Rule 19(2) of the Rules i.e. (a) parties to the proposed Arrangement; (b) the proposed Arrangement; (c) the manner in which such Arrangement would achieve optimal utilisation of the relevant coal mines and cost efficiencies.

8.3.4. In the event that the Central Government grants its approval to the Arrangement, then prior to implementation of the Arrangement, the Allottee shall provide to the Central Government duly certified copy of all agreements and other documents related to the Arrangement.



8.4. Utilisation in any other plant of the Allottee

8.4.1. In the event that the Allottee is desirous of utilising the coal extracted from the Coal Mine in any other plants of the Allottee or its subsidiary company (in terms of the Companies Act, 2013) engaged in the same specified end use as the Specified End Use Plant ("Other Plant(s)") pursuant to Section 20(2) of the Ordinance, then the Allottee shall provide a written intimation ("Diversion Notice") to the Central Government.


8.4.2. In accordance with Rule 20(2) of the Rules, the Diversion Notice shall be provided at least thirty Business Days prior to the intended date of such utilisation.

8.4.3. In the event that, upon submission of the Diversion Notice the Central Government seeks further information regarding the aforementioned utilisation, then the Allottee shall provide the same within seven Business Days. The Allottee shall not utilise the coal extracted from the Coal Mine in any Other Plant(s) if: (i) the Central Government determines in its sole discretion that such utilisation is not in accordance with Section 20(2) of the Ordinance or Rule 20(2) of the Rules; or (ii) information regarding compliance with Section 20(2) of the Ordinance or Rule 20(2) of the Rules with respect to such utilisation is not provided to the Central Government in the manner stipulated under this Clause 8.4.

8.4.4. The Diversion Notice shall include complete particulars of the proposed utilisation of coal extracted from the Coal Mine in any Other Plant, including without limitation:

- (i) name and address of the Other Plant(s);
- (ii) the ownership of the Other Plant(s). It is clarified that such Other Plant(s) should be owned solely by the Allottee or its subsidiary company (in terms of the Companies Act, 2013) to be eligible to get coal in terms of Section 20(2);
- (iii) the mechanism for transportation of coal from the Coal Mine to the Other Plant(s);
- (iv) the requirement of coal of the Other Plant(s); the sources from which such requirement is being met; and the per cent of such requirement being proposed to be met from the Coal Mine; and the manner in which such diversion would affect the Specified End Use Plant originally associated with the Coal Mine.

8.4.5. In the event that coal extracted from the Coal Mine is being diverted to any Other Plant(s) pursuant to this Clause 8.4, then the Allottee or any of its subsidiary company owning such Other Plant(s) shall also be required to adhere to the stipulations under this Agreement with respect to the utilisation of coal from the Coal Mine and the Specified End Use and any Applicable Law.



Allotment Agreement for Manoharpur and Dipside Manoharpur Coal Mine

8.5. Sale to CIL

8.5.1. Any coal extracted from the Coal Mine which is in excess of the requirements of coal for the Specified End Use Plant and the Other Plant(s) shall be required to be supplied to CIL at the CIL Notified Price.

8.5.2. It is clarified that for the purposes of sale of coal to CIL, the determination of grade of coal shall be based on joint analysis of coal carried out by the Allottee and CIL. It is further clarified that, the Allottee shall continue to make Monthly Payments with respect to the coal extracted from the Coal Mine as per Clause 9 including on the coal sold to CIL.

8.5.3. All Taxes applicable on such sale of coal shall be payable additionally.

9. MONTHLY PAYMENTS AND ESCALATION

9.1. Monthly Payment

9.1.1. The Allottee shall be required to make monthly payments (the "Monthly Payment") with respect to the coal extracted from the Coal Mine on the basis of the Reserve Price (as escalated in accordance with Clause 9.2).



9.1.2. The Monthly Payment is required to be made in the Designated Bank Account within 20 calendar days of expiry of each month with respect to coal extracted from the Coal Mine in such calendar month.

9.1.3. All payments required to be made by the Allottee shall be made net of all applicable Taxes. In the event, Taxes are payable, the Allottee shall gross-up the amount payable and make payment of the aggregate amount.

9.2. Escalation

9.2.1. For the purposes of computation of the Monthly Payment, the Reserve Price shall be subject to an escalation on a year-on-year basis every financial year on the basis of the pre-specified escalation formula that is prescribed in the relevant Standard Bidding Document for Design, Build, Finance, Own and Operate (DBFOO) bidding as formulated by Ministry of Power for escalation of fuel cost from captive mines (the "Reference Index"), and the Reserve Price shall stand increased by the per cent increase of the Reference Index on a year-on-year basis. It is clarified that for the purposes of escalation in a subsequent financial year, the escalated Reserve Price of the immediately preceding year shall be considered. The last published Reference Index shall be used for computing the escalation. The subject escalation would be applicable after the issuance of the Allotment Order.

9.2.2. In the event that the failure of the Allottee to make payment of the Monthly Payment



Allotment Agreement for Manoharpur and Dipside Manoharpur Coal Mine

exceeds for more than three instances, such non-compliance may also result in termination of this Agreement as provided in Clause 24 (EFFECTIVE DATE, TERM AND TERMINATION).

- 9.3. It is clarified that in addition to the aforementioned payments any royalty payable under Applicable Laws shall be payable additionally.

10. EFFICIENCY PARAMETERS

- 10.1. The conduct of mining operations at the Coal Mine shall be subject to the milestones listed in SCHEDULE E (the "Efficiency Parameters").
- 10.2. The Allottee would provide periodic information to the Nominated Authority and the Central Government regarding compliance with the Efficiency Parameters in the manner stipulated in Clause 7 (INFORMATION).
- 10.3. Any non-compliance with the Efficiency Parameters would result in appropriation of the Performance Security in the manner stipulated in Clause 6 (PERFORMANCE SECURITY) and in case where such non-compliance exceeds for more than five instances, such non-compliance may also result in termination of this Agreement as provided in Clause 24 (EFFECTIVE DATE, TERM AND TERMINATION).

11. GENERAL RIGHTS AND OBLIGATIONS



11.1. Limited Mining Rights

The Allottee shall be entitled to receive a Mining Lease for conduct of mining operations only in the Coal Mine and shall not be entitled to conduct the mining operations in any other area pursuant to this Agreement. The rights granted to the Allottee herein to conduct mining operations are exclusive within the Coal Mine. The Government undertakes not to grant any rights to mine coal in the Coal Mine to any Third Party during the Term.

11.2. Authorisations

The Allottee shall obtain and maintain all Governmental Approvals required for conducting the mining operations at the Coal Mine and performing its obligations under this Agreement. The Government undertakes, on a no-obligation basis, to expeditiously provide all necessary approvals and assistance for conducting mining operations and as otherwise may be reasonably required by the Allottee in relation to the rights granted to it under this Agreement.

11.3. Geological and Archaeological Finds





Allotment Agreement for Manoharpur and Dipside Manoharpur Coal Mine

It is expressly agreed that other than rights to mine for coal (as may be granted under any Mining Lease pursuant hereto), geological or archaeological rights do not form part of the rights granted to the Allottee under this Agreement and the Allottee hereby acknowledges that except in relation to coal (as may be granted under any Mining Lease pursuant hereto), it shall not have any mining rights or interest in the underlying minerals, metals (including gold, silver etc.), gas, oil, fossils, antiquities, structures or other remnants or things either of particular geological or archeological interest and that such rights, interest and property on or under the Coal Mine shall vest in and belong to the relevant Central/ State Government or the concerned Governmental Authority. The Allottee shall take all reasonable precautions to prevent its workmen or any other person from removing or damaging such interest or property and shall inform the relevant Central/ State Government forthwith of the discovery thereof and comply with such instructions as the concerned Governmental Authority may reasonably give for the removal of such property.

11.4. Health, Safety, Welfare, Social Security and Minimum Wages

- 11.4.1. The Allottee shall comply with all Applicable Laws and observe Good Industry Practice for the protection of the general health, safety, welfare, social security and minimum wages of employees engaged at the Coal Mine, including employees of any contractor or sub-contractor and of all other persons having legal access to the area covered by this Agreement.
- 11.4.2. Without prejudice to the generality of the foregoing, the Allottee shall ensure payment of minimum wages to the employees engaged at the Coal Mine and in related activity including employees of any contractor or sub-contractor.
- 11.4.3. The Allottee shall install and utilize such recognized modern safety devices and observe such recognized modern safety precautions as are provided and observed under Good Industry Practice. The Allottee shall maintain in a safe and sound condition for the duration of this Agreement all infrastructure and equipment constructed or acquired in connection with mining operations and required for ongoing operations.
- 11.4.4. The Allottee shall train employees engaged at the Coal Mine, including employees of any contractor or sub-contractor and of all other persons having legal access to the area covered by this Agreement, in accordance with the Good Industry Practice.
- 11.4.5. The Allottee shall construct, maintain, and operate health programs and facilities to serve the employees engaged at the Coal Mine, including employees of any contractor or sub-contractor and of all other persons having legal access to the area covered by this Agreement, which programs and facilities shall install, maintain and use modern health devices and equipment and shall practice modern health procedures and precautions in





accordance with Good Industry Practice.

- 11.4.6. Without prejudice to the generality of the foregoing, in the event the Allottee provides housing, the same shall be built to a standard that provides suitable living environments adequate for health and well-being, and which meet applicable sanitation standards in terms of Good Industry Practice.

12. CONTRACTORS AND SUB-CONTRACTORS

- 12.1. In the event the Allottee enters into any agreement with any contractor in relation to the mining operations at the Coal Mine, then a duly certified copy of such agreement shall also be submitted to the Nominated Authority within fifteen Business Days of its execution.
- 12.2. Any Agreement between the Allottee and its contractors shall contain appropriate terms by which the contractor shall acknowledge and comply with the terms of this Agreement and the contractor shall also cause its sub-contractors to acknowledge and comply with the same.
- 12.3. Nothing in this Agreement shall exempt the Allottee from any and all obligations under this Agreement despite the delegation of such obligations to a contractor or its subcontractors.
- 12.4. Terms and Conditions for appointment of contractor(s) in relation to coal mining operations may be formulated in line with the terms and conditions specified in the Auction by Competitive Bidding of Coal Mines Rules, 2012 (as amended by notification dated 27.12.2012) framed under Sec. 11A of the MMDR Act. The terms and conditions may be as follows:
- 12.4.1. In case the Coal Mine is developed through contractor(s), the selection of the contractor(s) in relation to coal mining operation shall be through a competitive bidding process and the Allottee company shall inform the State Government concerned, the Central Government and the Nominated Authority about the engagement of such contractor(s) and the terms and conditions of such engagement, as soon as it is finalised.
- 12.4.2. The Allottee shall ensure that the criteria of bidding for engagement of the contractor(s) are not linked to CIL Notified Price.
- 12.4.3. The contractor(s) shall maintain all records as required to be maintained and shall provide such records for the inspection by the Allottee, the State Government concerned, the Central Government and the Nominated Authority.



13. CHANGE IN CONTROL AND TRANSFER**13.1. Change in Control of the Allottee**

13.1.1. Change in Control of the Allottee or any transfer of the Specified End Use Plant along with the rights in relation to the Coal Mine, shall be permissible with prior intimation to the Nominated Authority and the Central Government if:

- (a) such change in Control does not result in the Allottee becoming non compliant with any of the Eligibility Conditions or the transferee is also compliant with the applicable Eligibility Conditions, as the case may be. It is clarified that no company other than a Government company or corporation shall be permitted to hold more than twenty-six per cent of the paid up share capital in the Allottee, either directly or through any of its subsidiary company or associate company; and
- (b) such change in Control or transfer does not require any prior consent, approval, no-objection certificate or the like under any Applicable Law.

13.1.2. In the event that any change in Control of the Allottee or any proposed transfer of the Specified End Use Plant along with the rights in relation to the Coal Mine requires prior Governmental Approval under any Applicable Laws, then such Governmental Approval shall be granted (in addition to any other requirement under Applicable Law) only if:

- (a) the transferee of such right, title or interest or the Allottee subsequent to change of Control, as the case may be, also meets all the applicable Eligibility Conditions; or
- (b) the Allottee continues to meet all the applicable Eligibility Conditions, as the case may be

13.2. Change in Control in case of a joint venture.

13.2.1. In the cases where allotment has been made to a joint venture of any two or more Government companies or corporations, such companies shall be prohibited from alienating or transferring any interest, except for taking of loans or advances from a bank or financial institution, in the joint venture of whatsoever nature including ownership in favour of a Third Party.

13.3. Consequences of default

13.3.1. In the event of any change in Control or any transfer of right, title or interest in the Coal Mine which is not in conformity with this Agreement or any Applicable Law, then in addition to any rights, remedy or consequences as may be applicable under Applicable Laws, the Nominated Authority or the Central Government may, in its sole discretion,



appropriate the Performance Security, disqualify the Allottee from participating in any further auction or allotment process conducted by the Nominated Authority; terminate this Agreement; and/or terminate and withdraw the Allotment Order as the case may be.

13.3.2. Any transfer of right, title or interest which is not in conformity with this Agreement or Applicable Laws shall be deemed to be void *ab-initio*.

14. MINE PLAN

14.1. The Mine Plan approved in relation to the Prior Allottee, if any shall also be applicable to the Allottee.

14.2. Upon allocation of Coal Mine, the Allottee may revise the Mine Plan for extraction of more coal as compared to the Mine Plan being subject to revision in accordance with the provisions of Applicable Law and the Agreement.

14.3. The Allottee may increase mine production to the maximum possible extent and utilise the coal in accordance with Clause 8. Subject to Applicable Laws, the Allottee may apply for coal linkages or participate in auction/ allotment for the Specified End Use Plant three years prior to the exhaustion of extractable reserves in the Coal Mine.


15. MINE CLOSURE

15.1. Upon exhaustion of the extractable coal reserves at the Coal Mine the Coal Mine shall be closed, in the manner provided in the mine closure plan and Applicable Laws.

16. COMPLIANCE AND RECORD KEEPING

16.1. The Allottee shall keep at its normal place of business detailed, accurate and up to date records and books of account showing all payments made by the Allottee in connection with this Agreement, the development of the Coal Mine, mining operations and matters incidental thereto and the steps taken by the Allottee to comply with Applicable Laws. Such records and books of accounts shall be required to be maintained for a period of six years. The Allottee shall ensure that such records and books of accounts are sufficient to enable verification of the Allottee's compliance with its obligations under this Agreement.

16.2. The Allottee shall permit the Nominated Authority and its representatives, to access and take copies of the Allottee's records and any other information held at the Allottee's premises and to meet with the Allottee's personnel to audit the Allottee's compliance with its obligations under this Agreement. Such audit rights shall continue for three years after termination of this Agreement. The Allottee shall give all necessary assistance to the conduct of such audits during the Term of this Agreement and for a period of three year after termination of this Agreement.




17. REPRESENTATIONS AND WARRANTIES

- 17.1. The Allottee represents and warrants to the Nominated Authority (save as otherwise disclosed to the Nominated Authority in writing), as of the Agreement Date, in the manner as detailed in SCHEDULE G ("Warranties").
- 17.2. None of the representations, warranties and/ or statements contained in this Agreement shall be treated as qualified by any actual or constructive knowledge on the part of the Nominated Authority or the Central Government or any of its respective agents, representatives, officers, employees or advisers.
- 17.3. In the event that any of the representations or warranties made or given by the Allottee ceases to be true or stands changed, the Allottee shall promptly notify the Nominated Authority of the same. The Allottee hereby waive all its rights to invoke and shall not invoke the Nominated Authority's knowledge (actual, constructive or imputed) of a fact or circumstance that might make a statement untrue, inaccurate, incomplete or misleading as a defence to a claim for breach of Warranties or covenant or obligation of the Allottee.

18. INDEMNITIES

- 18.1. In this clause, a reference to the Nominated Authority shall include the Nominated Authority; the Government of India; any of the departments or ministries of Government of India; and of the officers, employees, staff, advisors, representatives or agents of the Government of India (collectively the "Indemnified Party") and the provisions of this Clause shall be for the benefit of the Indemnified Party, and shall be enforceable by each such Indemnified Party.
- 18.2. The Allottee shall indemnify the Indemnified Party against all liabilities, costs, expenses, damages and losses (including but not limited to any interest, penalties and legal costs (calculated on a full indemnity basis) and all other professional costs and expenses) suffered or incurred by the Indemnified Party arising out of or in connection with:
- any breach of the Warranties
 - Allottee's breach or negligent performance or non-performance of this Agreement;
 - the enforcement of this Agreement;
 - any claim made against the Indemnified Party for actual or alleged infringement of a Third Party's rights arising out of or in connection with mining operations at the Coal Mine or performance or non performance of any of the obligations under this Agreement to the extent that such claim arises out of the breach, negligent performance or failure or delay in performance of this Agreement by the Allottee,



Allotment Agreement for Manoharpur and Dipside Manoharpur Coal Mine

its employees, agents or contractors;

- (e) any claim made against the Indemnified Party by a Third Party for death, personal injury or damage to property arising out of or in connection with mining operations at the Coal Mine or performance or non performance of any of the obligations under this Agreement;
- (f) any loss or damages caused on account of breach of any Applicable Law by the Allottee, including without limitation any costs incurred by the Nominated Authority in cleaning or rectifying of any environmental damages caused by the Allottee on account of, lack of Good Industry Practice; breach, negligent performance or failure or delay in performance of this Agreement; or non-compliance with Applicable Law.

18.3. If any Third Party makes a claim, or notifies an intention to make a claim, against the Indemnified Party which may reasonably be considered likely to give rise to a liability under this indemnity (a "Claim"), the Indemnified Party shall as soon as reasonably practicable, give written notice of the Claim to the Allottee, specifying the nature of the Claim in reasonable detail.

18.4. Subject to the Allottee providing security to the Indemnified Party, to the Indemnified Party's sole and absolute satisfaction against any claim, liability, costs, expenses, damages or losses which may be incurred, the Allottee may take such action as it may reasonably deem fit to avoid, dispute, compromise or defend the Claim.


18.5. Payments of the amount of Claim shall become due and payable within thirty Business Days of receipt of notice of Claim. If a payment due from the Allottee under this clause is subject to Tax (whether by way of direct assessment or withholding at its source), the Indemnified Party shall be entitled to receive from the Allottee such amounts as shall ensure that the net receipt, after Tax, to the Indemnified Party in respect of the payment is the same as it would have been were the payment not subject to Tax.

19. ASSIGNMENT, SECURITY FOR FINANCING

19.1. Prohibition on Assignment

19.1.1. Except as provided in this Clause 19, the Allottee shall not assign this Agreement, either directly or indirectly, save and except with the prior consent in writing of the Nominated Authority, which consent the Nominated Authority shall be entitled to decline without assigning any reason.

19.1.2. Subject to compliance with provisions of Clause 19.2, this Agreement may be assigned by the Allottee in the following events:



Allotment Agreement for Manoharpur and Dipside Manoharpur Coal Mine

- (a) upon occurrence of a change in Control or transfer which is permissible in terms of Clause 13, to the transferee; or
- (b) upon occurrence of an enforcement event, to a transferee as may be determined by a bank or financial institution in terms of Clause 19.3.

19.2. Assignment Conditions

Assignment of this Agreement shall also be subject to the following conditions precedent:


- (a) the proposed assignee must meet the applicable Eligibility Conditions;
- (b) the proposed assignee must agree to unconditionally and irrevocably adhere to the provisions of this Agreement and must enter into a deed of adherence in the manner as prescribed by the Nominated Authority;
- (c) the proposed assignee must have furnished the Performance Security, to substitute any subsisting Performance Security provided by the Allottee;
- (d) the proposed assignee must have paid any other amount due from the Allottee and agree to indemnify and hold the Nominated Authority harmless in all respects against any claims from any Third Party or the Allottee with respect to such assignment.

19.3. Security for financing, enforcement Event

19.3.1. Subject to Applicable Laws, the Allottee shall be entitled to create security over the Coal Mine through mortgage for the purposes of availing financing from a bank or financial institutions for the purposes of financing of the Specified End Use Plant or mining operations at the Coal Mine and such security creation shall not require prior approval by the Nominated Authority or the Central Government. It is clarified that the Allottee shall be permitted to enter into any agreement with bank or financial institutions with respect to assignment of this Agreement in terms of this Clause 19 and in such case the assignment conditions mentioned in Clause 19.2 shall not be applicable and the conditions specified in Clause 19.3 shall be applicable.

19.3.2. The Allottee shall keep the Nominated Authority promptly informed about: (i) any default in its obligation under any arrangement with any bank or financial institution; (ii) any security interest created over the Coal Mine; and (iii) any action initiated by the bank or financial institution regarding enforcement of security.


19.3.3. In the event of a default, the banks or financial institutions, as the case may be shall be entitled to enforce their security interest, provided that the conditions listed in Clause 19.2 are met, in the manner provided below:



Allotment Agreement for Manoharpur and Dipside Manoharpur Coal Mine

- (a) the security interest shall be exercised in accordance with the provisions of Applicable Laws and any inter-se agreement between the secured creditors, if any.
- (b) the lead secured creditor (in case of consortium lending) or the secured creditor with the highest exposure (in case of multiple banking), shall be entitled to seek a substitution of the Allottee by providing a written notice (the "Substitution Notice") to the Nominated Authority;
- (c) the Substitution Notice shall contain complete particulars of the proposed transferee (the "Selectee"), particulars of compliance of the Selectee with all the Eligibility Conditions, particulars of the debt due and such data and information as would be necessary and relevant for the Nominated Authority to decide as to the acceptability of the Selectee;
- (d) the Nominated Authority may require such other information as it may deem fit regarding the suitability of the Selectee to receive rights and obligations with respect to the Coal Mine;
- (e) the Substitution Notice must be accompanied by an unconditional undertaking of the Selectee to the effect that it shall upon acceptance by the Nominated Authority observe, comply with, perform and fulfil the residual terms, conditions and covenants of this Agreement as if the Selectee had been the Allottee under this Agreement and to assume, discharge and pay the debt due on the terms and conditions agreed to by the Selectee with the secured creditors. The Selectee shall also undertake to enter into such documents and agreements with Nominated Authority as may be necessary or required to give effect to the substitution of the Allottee by the Selectee;
- (f) the Nominated Authority shall convey its acceptance or otherwise of the Selectee within sixty Business Days of (a) the date of receipt of the Substitution Notice; or (b) the date of receipt of the additional information and clarifications requested in respect of any data, particulars or information comprised in the Substitution Notice, whichever is later.
- (g) In the event that the Nominated Authority fails to communicate its acceptance or otherwise or the objections if any it has to the acceptance of the Substitution Notice, within the time specified in sub-clause (f) above, the Nominated Authority shall be deemed to have accepted the Substitution Notice and the Selectee.

19.3.4. Upon acceptance of the Selectee by the Nominated Authority or the Nominated Authority having been deemed to have accepted the Substitution Notice, this Agreement shall be



Allotment Agreement for Manoharpur and Dipside Manoharpur Coal Mine

deemed to be assigned in favour of the Selectee without any further act or deed of the Allottee.

20. INSURANCE

- 20.1. At all times during the Term hereof, the Allottee will maintain, and cause its contractors and sub-contractors to maintain, with financially sound and reputable insurers, insurance against such casualties and contingencies, of such types, on such terms and in such amounts (including deductibles, co-insurance and self-insurance, if adequate reserves are maintained with respect thereto) as is consistent with Good Industry Practice.

21. ACCOUNTS AND AUDIT

21.1. Audited Accounts

The Allottee shall maintain books of accounts recording all its receipts, income, expenditure, payment, assets and liabilities in accordance with Good Industry Practice and Applicable Laws.

21.2. Appointment of Auditors



The Nominated Authority shall have the right, but not the obligation, to appoint at its cost, from time to time and at any time, an auditing firm or an auditor to audit and verify all those matters, expenses, costs, realizations and things with respect to the Coal Mine or which the statutory auditors are required to do, undertake or certify pursuant to this Agreement.

21.3. Certification of claims by Statutory Auditors

Any claim or document provided by the Allottee to the Nominated Authority in connection with or relating to receipts, income, payments, costs, expenses, accounts or audit, and any matter incidental thereto shall be valid and effective only if certified by its statutory auditors.

22. GOVERNMENT INSPECTION

- 22.1. The Nominated Authority, through its authorized representatives shall have the right to free ingress and egress within any part of the Coal Mine at any time to inspect works or activities being undertaken or implemented by the Allottee in order to monitor and verify compliance with the terms of this Agreement and all Applicable Laws.
- 22.2. The Nominated Authority, through its authorized representatives, shall have access to the Allottee's financial and other records and transactions (relatable to any period) at any time upon reasonable advance notice, the right to copy therefrom, for the purpose of assessing the performance and compliance of the Allottee with the terms of this




Allotment Agreement for Manoharpur and Dipside Manoharpur Coal Mine

Agreement and all Applicable Laws, rules and regulations or to aid in the enforcement of the same.

- 22.3. The Nominated Authority shall have the right to conduct, either directly or indirectly through any Third Party, a performance audit to verify compliance by the Allottee, of its obligations hereunder.

23. EVENT OF FORCE MAJEURE

- 23.1. Event of Force Majeure means any of the following events or circumstances or combination of the following events or circumstances which are beyond the reasonable control of the Allottee, which could not have been prevented by Good Industry Practice or by the exercise of reasonable skill and care and which or any consequences of which, have a material and adverse effect upon the performance by the Allottee of its obligations or enjoyment of its rights:
- (i) acts of God, flood, drought, earthquake or other natural disaster;
 - (ii) epidemic or pandemic;
 - (iii) terrorist attack, civil war, civil commotion or riots, war, threat of or preparation for war, armed conflict, imposition of sanctions, embargo, or breaking off of diplomatic relations;
 - (iv) nuclear, chemical or biological contamination or sonic boom;
 - (v) collapse of buildings, fire, explosion or accident;
 - (vi) any labour or trade dispute, strikes, industrial action or lockouts (other than those solely affecting Allottee claiming the same as an Event of Force Majeure and attributable to such Allottee's policies regarding labour, compensation or employment or labour related conditions).
- 23.2. Provided it has complied with Clause 23.3, if the Allottee is prevented, hindered or delayed in or from performing any of its obligations under this Agreement by an Event of Force Majeure, the Allottee shall not be in breach of this Agreement or otherwise liable for any such failure or delay in the performance of such obligations.
- 23.3. Upon occurrence of an Event of Force Majeure, the Allottee shall:
- (i) as soon as reasonably practicable after the start of the Event of Force Majeure but no later than thirty Business Days from its start, notify the Nominated Authority and the Central Government in writing of the Event of Force Majeure, the date on which it started, its likely or potential duration, and the effect of the Event of



Allotment Agreement for Manoharpur and Dipside Manoharpur Coal Mine

Force Majeure on its ability to perform any of its obligations under this Agreement; and

- (ii) use all reasonable endeavours to mitigate the effect of the Event of Force Majeure on the performance of its obligations including following of Good Industry Practice.

23.4. If an obligation is suspended by reason of an Event of Force Majeure for more than one month continuously, the Parties shall enter into good faith negotiations to revise the terms of this Agreement to reflect the changed circumstances, provided that this Agreement shall remain in effect during the period during which the Parties are negotiating the terms of any such revision.

23.5. Notwithstanding Clause 23.4, in the event that performance of obligations under this Agreement remain suspended for a period of: (a) six months continuously; (b) or nine months over a period of one year, then the Nominated Authority may in its sole discretion terminate this Agreement in the manner provided in Clause 24 (EFFECTIVE DATE, TERM AND TERMINATION).

24. EFFECTIVE DATE, TERM AND TERMINATION

24.1. Effective Date

This Agreement shall come into effect on the Agreement Date. It is clarified that the provisions of this Agreement shall also be included in the Mining Lease.

24.2. Term

This Agreement shall commence on the dates mentioned in Clause 24.1 and shall continue for the period of validity of the Mining Lease granted to the Allottee ("Term"), unless agreed otherwise by the Parties and unless this Agreement is terminated earlier in accordance with its terms prior to the expiry of the Term.

24.3. Termination

24.3.1. This Agreement may be terminated upon occurrence of any of the following events (each a "Termination Event"):


- (a) failure of the Allottee to make payment of the Upfront Amount in the manner provided in Clause 5.2;
- (b) failure of the Allottee to complete the Allotment Conditions within the time specified in Clause 3.2;
- (c) failure of the Allottee to make payment of additional levy within the time



Allotment Agreement for Manoharpur and Dipside Manoharpur Coal Mine

specified under Rule 18 of the Rules, if required to be paid;

- (d) occurrence of any Appropriation Event resulting in appropriation of the entire Performance Security or on account of one or more Appropriation Events, an amount equal to hundred per cent of the Performance Security being appropriated in aggregate (in one or more instances) as provided in Clause 6.3;
- (e) failure of the Allottee to replenish the Performance Security within a period of 15 Business Days, in the event that a part of the Performance Security has been appropriated;
- (f) non compliance of the Allottee with the Efficiency Parameters for more than five instances (in aggregate and not over a specified period) as provided in Clause 10.3;
- (g) suspension of obligations on account of an Event of Force Majeure for a period longer than as specified in Clause 23.5;
- (h) failure to make payment of the Monthly Payment for more than three instances (in aggregate and not over a specified period) in terms of Clause 9.2.2;
- (i) failure to provide any information requested by the Nominated Authority in terms of this Agreement;
- (j) failure of the Allottee to ensure continued compliance with the Eligibility Conditions;
- (k) in case the Allottee is a joint venture company, alienation or transfer of any interest, except the taking of loans or advances from a bank or financial institution, in the joint venture of whatsoever nature including ownership in favour of a Third Party;
- (l) a company other than a Government company or corporation holding more than twenty-six per cent of the paid up share capital of the Allottee, either directly or through any of its subsidiary company or associate company (such expressions having meaning ascribed under the Companies Act, 2013);
- (m) the Allottee dissolves, liquidates, becomes insolvent, commits an act of bankruptcy, makes an assignment for the benefit of creditors, petitions or applies to any tribunal for the appointment of a trustee or receiver for itself, or commences any proceedings concerning itself under a law concerning bankruptcy, or insolvency other than for the purposes of corporate reorganization;
- (n) any other breach of any of the provisions of this Agreement (including in case of



Allotment Agreement for Manoharpur and Dipside Manoharpur Coal Mine

the Warranties being untrue or misleading or incorrect in any manner whatsoever), which is not cured by the Allottee within thirty Business Days of becoming aware of the same, on its own accord or upon receipt of a notice from the Nominated Authority;

- (o) surrender of the Coal Mine by the Allottee;
- (p) cessation of coal mining operation exceeding a period of one year continuously, or 18 months over a period of two years without occurrence of any Event of Force Majeure;
- (q) termination of the Mining Lease granted to the Allottee; or
- (r) in the opinion of the Central Government, it is expedient in public interest to terminate this Agreement.

24.3.2. Upon occurrence of a Termination Event, the Nominated Authority may elect to terminate this Agreement by providing a 15 Business Days written notice to the Allottee. The determination of the Nominated Authority regarding occurrence of a Termination Event shall be final and binding on the Allottee.

24.3.3. In case the Nominated Authority elects to terminate this Agreement, then the Performance Security and all other payments made by the Allottee shall be forfeited and the Allottee shall not be entitled to any benefits under this Agreement but would continue to be liable towards any antecedent liability, all obligations accrued before the effective date of the surrender/ termination and also for the obligations that must be fulfilled after termination


24.4. Retention of Books and Records

Upon termination of this Agreement, the Allottee shall retain all documents, books and records related to the Coal Mine for a period of three years or such longer period as may specified under Applicable Law. It is clarified that the Allottee may also retain such books and records in electronic form if permitted under Applicable Laws.

25. GOVERNING LAW AND DISPUTE RESOLUTION

25.1. This Agreement and all questions of its interpretation shall be construed in accordance with the laws of India, without regard to its principles of conflicts of laws.

25.2. Any dispute, controversy or claim arising out of or relating to or in connection with the Agreement including a dispute as to the validity or existence of this Agreement, or any breach or alleged breach thereof, shall be settled through mutual discussions between the Parties. In this regard, the Allottee shall nominate an officer not below the rank of a director to participate in the discussions on its behalf.



Allotment Agreement for Manoharpur and Dipside Manoharpur Coal Mine

- 25.3. In the event that the Allottee fails to nominate an officer in the manner required under Clause 25.2; or the Parties are unable to resolve any dispute in accordance with Clause 25.2 within a period of 30 Business Days starting from the date on which the first notice of dispute was provided by either Party, such dispute shall be resolved in accordance with Section 27 of the Ordinance.
- 25.4. It is expressly agreed between the Parties, that any existence of a dispute shall not affect in any manner any of the rights of the Nominated Authority under this Agreement, including without limitation the right to appropriate Performance Security or terminate this Agreement, until a final determination in this regard is made.
- 25.5. The provisions contained in this Clause 25 shall survive the termination of this Agreement.

26. MISCELLANEOUS

26.1. Time of Essence



Each of the Parties hereby agrees that, with regard to all dates and time periods set forth or referred to in this Agreement, time is of the essence.

26.2. Publicity

The Allottee shall not issue any information, document or article for publication in any news or communications media or make any public statement in relation to this Agreement without the prior written consent of the Nominated Authority unless required to do so by Applicable Law, provided that prior to any disclosure of any such information required by Applicable Law, the Allottee must first notify the Nominated Authority, who shall then have the opportunity to respond to and/or dispute such intended disclosure.

26.3. Severability

- 26.3.1. If any term, provision, covenant or restriction of this Agreement or the application thereof to any Person or circumstance shall be held invalid, void or unenforceable by a court of competent jurisdiction or other Governmental Authority to any extent, the remainder of the terms, provisions, covenants and restrictions of this Agreement and the application thereof to Persons or circumstances (other than those as to which any portion of this Agreement is held invalid, void or unenforceable) shall not be affected thereby and shall remain in full force and effect to the fullest extent permitted by law, so long as the economic or legal substance of the transactions contemplated hereby is not affected in any manner materially adverse to any Party.
- 26.3.2. Upon such a determination, the Parties shall negotiate in good faith to modify this Agreement so as to effect the original intent of the Parties as closely as possible in an acceptable manner in order that the transactions contemplated hereby be consummated as



originally contemplated to the fullest extent possible.

26.4. Costs and Expenses

26.4.1. The Allottee shall bear its own costs in connection with the negotiation, preparation and execution of this Agreement.

26.4.2. The stamp duty payable for this Agreement shall be borne by the Allottee.

26.5. Further Assurance

The Allottee shall cooperate with the Nominated Authority and execute and deliver to the Nominated Authority such instruments and documents and take such other actions as may be requested from time to time in order to carry out, evidence and confirm their rights and the intended purpose of this Agreement.

26.6. Legal And Prior Rights


All rights and remedies of the Nominated Authority hereto shall be in addition to all other legal rights and remedies belonging to the Nominated Authority and the same shall be deemed to be cumulative and not alternative to such legal rights and remedies aforesaid and it is hereby expressly agreed and declared by and between the Parties hereto, that the determination of this Agreement for any cause whatsoever shall be without prejudice to any and all rights and claims of the Nominated Authority, which shall or may have accrued prior thereto.

26.7. Waiver

26.7.1. The waiver of any default or breach under this Agreement by the Nominated Authority shall not constitute a waiver of the right to terminate this Agreement for any substantial default of a similar nature or under any other terms and conditions of this Agreement.

26.7.2. No failure or delay by the Nominated Authority in exercising any right or remedy provided by Applicable Law under or pursuant to this Agreement shall impair such right or remedy or operate or be construed as a waiver or variation of it or preclude its exercise at any subsequent time and no single or partial exercise of any such right or remedy shall preclude any other or further exercise of it or the exercise of any other right or remedy. The rights and remedies of the Nominated Authority under or pursuant to this Agreement are cumulative, may be exercised as often as it considers appropriate and are in addition to its rights and remedies under Applicable Law.

26.7.3. Submission of any document, information, report or notice, which contains any information or reference to any default or breach under this Agreement or any Applicable Law, to the Nominated Authority shall not be construed to be a deemed approval of such



breach or default and the Nominated Authority may exercise any rights or remedies with respect to such default at any time.

26.8. Amendments

No amendment of this Agreement (or of any of the documents referred to in this Agreement) shall be valid unless it is in writing and signed by or on behalf of each of the Parties to it. The expression "amendment" shall include any amendment, variation, supplement, deletion or replacement however effected. Unless expressly agreed, no amendment shall constitute a general waiver of any provisions of this Agreement, nor shall it affect any rights, obligations or liabilities under or pursuant to this Agreement which have already accrued up to the date of amendment, and the rights and obligations of the Parties under or pursuant to this Agreement shall remain in full force and effect, except and only to the extent that they are so amended.

26.9. Counterparts

This Agreement may be executed in two counterparts, each of which will be deemed an original, with the same effect as if the signatures thereto and hereto were upon the same instrument, but all of which together will constitute one and the same instrument.

26.10. No Agency or partnership

The Parties agree that nothing in this Agreement shall be in any manner interpreted to constitute an agency for and on behalf of any other Party. None of the provisions of this Agreement shall be deemed to constitute a partnership between the Parties hereto and no Party shall have any authority to bind the other Party or shall be deemed to be the agent of the other Party in any way.

26.11. Notices

All notices, requests, demands or other communication ("Notice") required or permitted to be given under this Agreement and the provisions contained herein shall be written in English and shall be deemed to be duly sent by registered post with acknowledgment due, or transmitted by facsimile transmission to the other Parties at the address indicated in SCHEDULE H hereof or at such other address as the Party to whom such notices, requests, demands or other communication is to be given shall have last notified to the Party giving the same in the manner provided in this Clause, but no such change of address shall be deemed to have been given until it is actually received by the Party sought to be charged with the knowledge of its contents. Any notice, request, demand or other communication delivered to the Party to whom it is addressed as provided in this Clause 26.11 shall be deemed to have been given and received on the day of its receipt at such address.



Allotment Agreement for Manoharpur and Dipside Manoharpur Coal Mine

A copy of the Notice sent by registered post with acknowledgment due, or transmitted by facsimile transmission may also be sent through email to the email addresses specified in SCHEDULE H solely for the information of the recipient and shall take effect only when the registered post is actually delivered or the fax is received by the recipient, as the case may be.

26.12. Entire Agreement

This Agreement (including all such deeds and documents issued or executed pursuant hereto or referred to herein) and the Allotment Document constitutes and represents the entire agreement between the Parties with regard to the rights and obligations of each of the Parties and cancels and supersedes all prior arrangements, agreements or understandings, if any, whether oral or in writing, between the Parties on the subject matter hereof or in respect of matters dealt with herein. In the event of a conflict between this Agreement and the Allotment Document, the provisions of this Agreement shall prevail to the extent of the conflict.



26.13. Specific Performance of Obligations

The Nominated Authority shall be entitled to an injunction or injunctions to prevent breaches of this Agreement or to seek or enforce specific performance of this Agreement, in addition to any other legal rights and remedies, without the necessity of demonstrating the inadequacy of monetary damages.

26.14. Power of the Central Government

The Allottee acknowledges that for the purposes of this Agreement, the Central Government is acting through the Nominated Authority pursuant to the Ordinance and the Rules. However, for the purposes of exercise of rights and obligations hereunder and any Applicable Law, the Central Government shall be entitled to act through any of its relevant departments, ministries or any Governmental Agencies and all such relevant departments, ministries or any Governmental Agencies shall be entitled to exercise rights and obligations under this Agreement as if such relevant departments, ministries or any Governmental Agencies were a Party hereto.



[Remaining part of this page intentionally left blank, schedules follow.]



Allotment Agreement for Manoharpur and Dipside Manoharpur Coal Mine

SCHEDULE A - PARTICULARS OF THE COAL MINE

Name of Coal Mine	Manoharpur and Dipside Manoharpur
Latitude	Manoharpur: 21°56'19" N to 21°58'04" N
Longitude	Manoharpur: 83°46'00" E to 83°47'26" E
Coalfield	Ib Valley
Villages	Manoharpur, Ghumundasan
Tehsil/Taluka	Hemgiri
District	Sundergarh
State	Odisha




Allotment Agreement for Manoharpur and Dipside Manoharpur Coal Mine

SCHEDULE B - PARTICULARS OF THE SPECIFIED END USE PLANT

S. No	Name of Specified End Use Plant	Address	Configuration	Capacity
1.	Odisha Power Generation Corporation Ltd., Expansion Power Project (Unit 3, 4, 5 and 6)	Ib Thermal Power Station, Banharpali, Jharsuguda, Odisha	4 X 660 MW	2640 MW

**MW stands for Mega Watt*



1055

SCHEDULE C - FORMAT OF INTIMATION TO THE NOMINATED AUTHORITY

To
The Nominated Authority
[address]

[date]

Sub: Intimation under Clause 3.1(f) of the Allotment Agreement (the "Agreement").


Dear Sir,

We write with reference to Clause 3.1(f) of the Agreement read with the Ordinance and the Rules, including Section 10 and Section 11 of the Ordinance in terms of which we intend to own and utilise certain movable property of the Prior Allottee and also adopt certain contracts as detailed below:

- (a) particulars of movable property along with the details of the current owner, the terms of negotiations, related documentation and other details, which we intend to own and use in terms of Section 10(1) of the Ordinance is enclosed as Annexure A;
- (b) particulars of movable property along with the details of the current owner, the terms of negotiations, related documentation and other details, which we do not intend to own and use and which we intend to move in terms of Section 10(4) of the Ordinance is enclosed as Annexure B;
- (c) the list of contracts (including contracts with secured creditors¹) which we intend to adopt and continue, along with complete particulars of such contracts is enclosed as Annexure C;
- (d) the list of contracts (including contracts with secured creditors) which we do not intend to adopt and continue, along with complete particulars of such contracts is enclosed as Annexure D.

Apart from the particulars of the movable property and the contracts listed in this letter, we do not intend to own, use, continue or adopt any other movable property or contracts, as the case may be and do hereby relinquish our rights with respect to the same. We acknowledge that any information not provided in this letter may not be included by the Nominated Authority in the Allotment Order.

¹ Not applicable if the Allottee is the Prior Allottee in which case the secured creditors shall have an option to continue in terms of Section 12(1) of the Ordinance.



1056

Alloiment Agreement for Manoharpur and Dipside Manoharpur Coal Mine

Yours Sincerely,

.....

(Authorised Signatory)

Name:

Designation:

Enclosed: As Above

Annexure A


Annexure B

Annexure C

Annexure D



Handwritten signature



SCHEDULE D - FORMAT OF THE COMPLETION NOTICE

To
The Nominated Authority
[address]

[date]

Sub: Completion Notice under Clause 3.2.1 of the Allotment Agreement (the "Agreement").

Dear Sir,

We write with reference to Clause 3.2.1 of the Agreement. We have completed each of the Allotment Conditions specified in Clause 3.1 of the Agreement and the particulars of the same are provided below:

- (a) We continue to be in compliance with all the Eligibility Conditions;
- (b) we have paid the first instalment of the Upfront Amount, in accordance with Clause 5.2.1 through [particulars of payment to be mentioned];
- (c) we have furnished the Performance Security through [particulars of performance security and its manner of delivery to be mentioned];
- (d) we have paid the Fixed Amount through [particulars of payment to be mentioned];
- (e) Additional Levy as was required to be paid has been paid through [particulars of payment to be mentioned]²; and
- (f) we have provided a written intimation as was required under Clause 3.1(f) of the Agreement through a letter dated [particulars to be mentioned].

Documentary evidence with respect to completion of each of the Allotment Conditions is enclosed:


Yours Sincerely,

.....
(Authorised Signatory)

Name:

Designation:

Enclosed: As Above




SCHEDULE E - EFFICIENCY PARAMETERS

S. No.	Milestone	Time Limit in Months (From the date of the Allotment Order)	
		Dipside Manoharpur	Manoharpur
1	Prospecting License	4	0
2	Completion of Exploration and Preparation of Geological Report (GR)	22	0
	Events after preparation of GR	Time Limit in Months (From the date of preparation of GR)	
3	Mining Lease Application	3	3
4	Submission of Mining Plan	6	6
5	Mining Plan Approval	11	11
6	Previous Approval Application	12	12
7	Previous Approval	13	13
8	Forest Clearance Application	11	11
9	Forest Clearance	21	21
10	Environment Clearance Application	11	11
11	Environment Clearance	21	21
12	Grant of Mining Lease	24	24
13	Land Acquisition (To reach rated capacity)	36/42(in case of forest land)	36/42(in case of forest land)
14	Opening of Escrow Account	37/43(in case of forest land)	37/43(in case of forest land)
15	Application for Opening Permission	37/43(in case of forest land)	37/43(in case of forest land)
16	Grant of Opening Permission	38/44(in case of forest land)	38/44(in case of forest land)
17	Schedule of Production/ Reaching Rated Capacity	As per approved Mining Plan	As per approved Mining Plan
18	EUP Synchronisation	As per approved Mining Plan	As per approved Mining Plan

(a) The percentage for appropriation of Performance Security shall be calculated in proportion to the failure/ delay in compliance with the timelines mentioned for achievement of Efficiency Parameters which shall be broadly based on the weightages prescribed in the recommendations of Inter-Ministerial Group.

(b) In case of non-compliance with the Efficiency Parameters mentioned above, the Successful Bidder shall be required to rectify the same within such time as may be prescribed.



1059

SCHEDULE F - FORMAT OF PERFORMANCE SECURITY

[Reference number of the bank]

[date]

To

The Nominated Authority


[address]

WHEREAS

- A. [Name of the Allottee] incorporated in India under the Companies Act, [1956/2013] with corporate identity number [CIN of the Allottee], whose registered office is at [address of registered office], India and principal place of business is at [address of principal place of business, if different from registered office] (the "Allottee") is required to provide an unconditional and irrevocable bank guarantee for an amount equal to INR [figures] (Indian Rupees [words]) as a performance security for a period of [period of performance bank guarantee].
- B. The Performance Security is required to be provided to The President of India, acting through the Central Government represented by the Nominated Authority appointed under Section 6 of the Coal Mines (Special Provisions) Ordinance, 2014 read with Coal Mines (Special Provisions) Second Ordinance, 2014 (the "Nominated Authority") for discharge of certain obligations under the Allotment Agreement dated [date] (the "Agreement").
- C. We, [name of the bank] (the "Bank") at the request of the Allottee do hereby undertake to pay to the Central Government an amount not exceeding INR [figures] (Indian Rupees [words]), to secure the obligations of the Allottee under the Agreement on demand from the Nominated Authority on the terms and conditions herein contained herein.

NOW THEREFORE, the Bank hereby issues in favour of the Nominated Authority this irrevocable and unconditional payment bank guarantee (the "Guarantee") on behalf of the Allottee in the amount INR [figures] (Indian Rupees [words]).

1. The Bank for the purpose hereof unconditionally and irrevocably undertakes to pay to the Nominated Authority without any demur, reservation, caveat, protest or recourse, immediately on receipt of first written demand from the Nominated Authority, a sum or sums (by way of one or more claims) not exceeding in the aggregate the amount of INR




Allotment Agreement for Manoharpur and Dipside Manoharpur Coal Mine

[figures] (Indian Rupees [words]) without the Nominated Authority needing to prove or to show to the Bank grounds or reasons for such demand for the sum specified therein and notwithstanding any dispute or difference between the Nominated Authority and Allottee on any matter whatsoever. The Bank undertakes to pay to the Nominated Authority any money so demanded notwithstanding any dispute or disputes raised by the Allottee in any suit or proceeding pending before any court or tribunal relating thereto the Bank's liability under this present being absolute and unequivocal.

2. The Bank acknowledges that any such demand by the Nominated Authority of the amounts payable by the Bank to the Nominated Authority shall be final, binding and conclusive evidence in respect of the amounts payable by Allottee to the Nominated Authority under the Agreement.
3. The Bank hereby waives the necessity for the Nominated Authority from demanding the aforesaid amount or any part thereof from the Allottee and also waives any right that the Bank may have of first requiring the Nominated Authority to pursue its legal remedies against the Allottee, before presenting any written demand to the Bank for payment under this Guarantee.
4. The Bank further unconditionally agrees with the Nominated Authority that the Nominated Authority shall be at liberty, without the Bank's consent and without affecting in any manner the Bank's obligation under this Guarantee, from time to time to:
 - (i) vary and/or modify any of the terms and conditions of the Agreement;
 - (ii) extend and / or postpone the time for performance of the obligations of the Allottee under the Agreement, or
 - (iii) forbear or enforce any of the rights exercisable by the Nominated Authority against the Allottee under the terms and conditions of the Agreement.

and the Bank shall not be relieved from its liability by reason of any such act or omission on the part of the Nominated Authority or any indulgence by the Nominated Authority to the Allottee or other thing whatsoever which under the law relating to sureties would, but for this provision, have the effect of relieving the Bank of its obligations under this Guarantee.

5. Any payment made hereunder shall be made free and clear of and without deduction for, or on account of, any present or future taxes, levies, imposts, duties, charges, fees, commissions, deductions or withholdings of any nature whatsoever and by whom ever imposed; and where any withholding on a payment is required by law, the Bank shall comply with such withholding obligations and shall pay such additional amount in respect of such payment such that the Nominated Authority receives the full amount due hereunder as if no such withholding had occurred. It is clarified that even in such case the





Allotment Agreement for Manoharpur and Dipside Manoharpur Coal Mine

obligation of the Bank shall not in any manner exceed in the aggregate the amount of INR [figures] (Indian Rupees [words]).

6. The Bank agrees that Nominated Authority at its option shall be entitled to enforce this Guarantee against the Bank, as a principal debtor in the first instance without proceeding at the first instance against the Allottee.
7. The Bank further agree that the guarantee herein contained shall remain in full force and effect during the period that specified in the Agreement and that it shall continue to be enforceable till all the obligations of the Allottee under or by virtue of the said Agreement with respect to the Performance Security have been fully paid and its claims satisfied or discharged or till the Nominated Authority certifies that the terms and conditions of the Agreement with respect to the Performance Security have been fully and properly carried out by the Allottee and accordingly discharges this guarantee. Notwithstanding anything contained herein, unless a demand or claim under this guarantee is made on the Bank in writing on or before the [date of expiry of bank guarantee] the Bank shall be discharged from all liability under this guarantee thereafter.
8. The payment so made by the Bank under this Guarantee shall be a valid discharge of Bank's liability for payment thereunder and the Nominated Authority shall have no claim against the Bank for making such payment.
9. This Guarantee is subject to the laws of India. Any suit, action, or other proceedings arising out of this Guarantee or the subject matter hereof shall be subject to the exclusive jurisdiction of courts at Delhi.
10. The Bank has the power to issue this Guarantee in favour of the Nominated Authority. This guarantee will not be discharged due to the change in the constitution of the Bank.
11. The Bank undertakes not to revoke this Guarantee during its currency except with the previous consent of the Nominated Authority in writing.
12. The Nominated Authority may, with prior intimation to the Bank, assign the right under this Guarantee to any other departments, ministries or any governmental agencies, which may act in the name of the President of India. The Nominated Authority may also assign this Guarantee in favour of the Governor of a State, with prior intimation to the Bank. Save as provided in this Clause 12, this Guarantee shall not be assignable or transferable.

Dated the [day] day of [month] [year] for the Bank.



1062



Alotment Agreement for Manoharpur and Dipside Manoharpur Coal Mine

In witness whereof the Bank, through its authorized officer, has set its hand and stamp.

(Signature)

(Name and Designation)

(Bank Stamp)





SCHEDULE G – WARRANTIES**1. INFORMATION**

- 1.1. The information, provided to the Nominated Authority during the allotment process and any time thereafter, including but not limited to the information contained in this Agreement, by the Allottee is true, accurate and not misleading in any manner whatsoever.
- 1.2. Neither this Agreement nor any of the information and documents provided during the allotment process exercise contains any untrue statement of fact, or omits to state a material fact necessary to make the statements herein or therein not misleading. The documents provided to the Nominated Authority and/or its advisors during the conduct of the allotment process, are true and complete copies of such documents and none of the information provided to the Nominated Authority and/or its advisors during the allotment process was incorrect, inaccurate or misleading in any manner whatsoever.

2. AUTHORITY


- 2.1. The Allottee has full legal capacity to enter into this Agreement and to perform its obligations under it and has taken all action necessary to authorise such execution and delivery and the performance of such obligations.
- 2.2. This Agreement has been duly executed and delivered by the Allottee, and (assuming due authorisation, execution and delivery and performance by the Parties), constitutes a legal, valid and binding obligation of the Allottee, enforceable against the Allottee in accordance with the terms of the Agreement.
- 2.3. The Allottee has obtained requisite corporate authorisation, including passing of all necessary resolutions to execute this Agreement and carry out all transactions and actions contemplated under this Agreement and do all necessary acts incidental to this Agreement.
- 2.4. The execution and delivery of this Agreement by the Allottee and the performance of the obligations under it do not and shall not:
- (a) conflict with or violate any provision of the memorandum of association or articles of association of the Allottee;
 - (b) require on the part of the Allottee, any filing with, or permission, authorisation, consent or approval of, any Governmental Authority;
 - (c) conflict with, result in breach of, constitute (with or without due notice or lapse of time or both) a default under, result in the acceleration of obligations under, create in favour of any party any right to terminate, modify, amend, or require any



(d) violate, conflict with or constitute a default under any Applicable Law, lien, lease, judgement, award, ordinance, order, writ, injunction, decree, statute, rule or regulation or any other restriction of any kind or character applicable to the Allottee or its properties or assets;



3. GENERAL

- (a) is a Government company duly organised, validly existing and in good standing under the laws of India;
- (b) meets all the Eligibility Conditions prescribed under the Ordinance read with the Rules and the Allotment Document;
- (c) has the financial standing and capacity to undertake mining operations at the Coal Mine in accordance with the Efficiency Parameters;
- (d) is subject to civil and commercial laws of India with respect to this Agreement and it hereby expressly and irrevocably waives any immunity in any jurisdiction in respect thereof;
- (e) there are no actions, suits, proceedings or investigations pending or to the Allottee's knowledge threatened against it at law or in equity before any court or before any other judicial, quasi judicial or other authority, the outcome of which may constitute an event of default hereunder;
- (f) has neither violated or defaulted nor has knowledge of any violation or default with respect to any order, writ, injunction or any decree of any court or any legally binding order of any Governmental Authority;
- (g) has complied with all Applicable Laws and has not been subject to any fines, penalties, injunctive relief or any other civil or criminal liabilities;
- (h) except as set forth in any Mining Lease, all rights and interests of the Allottee in and to the Coal Mine shall pass to and vest in the relevant Governmental Authority on the date of termination or expiry hereof, free and clear of all Encumbrances without any further act or deed on the part of the Allottee or the Central Government;



Allotment Agreement for Manoharpur and Dipside Manoharpur Coal Mine

- (i) no bribe or illegal gratification or any other illegal amount has been paid or will be paid in cash or kind by or on behalf of the Allottee to any Person to procure the rights granted hereunder; and
- (j) Without prejudice to any express provision contained in this Agreement, the Allottee acknowledges that prior to the execution of this Agreement, the Allottee has after a complete and careful examination made an independent evaluation of the Coal Mine and the information provided by the Nominated Authority, and has determined to its satisfaction the nature and extent of risks and hazards as are likely to arise or may be faced by the Allottee in the course of performance of its obligations hereunder. The Allottee also acknowledges and hereby accepts the risk of inadequacy, mistake or error in or relating to any of the matters set forth above and hereby confirms that the Nominated Authority and any Governmental Authority shall not be liable for the same in any manner whatsoever to the Allottee.



SCHEDULE II - ADDRESS FOR PROVIDING NOTICES

A. Notice to the Nominated Authority


Address	Nominated Authority, Ministry of Coal, World Trade Tower, Ground Floor, Barakhamba Lane, New Delhi - 110001
Telephone	011-23414136
Fax	011-23414136
E-mail (only for information)	nomauthority.moc@nic.in

With CC to the Central Government

Address	Ministry of Coal, Shastri Bhawan, New Delhi - 110001
Telephone	011-23073933
Fax	011-23381678
E-mail (only for information)	soca3.moc@nic.in

B. Notice to the Allottee

Address	Plot No. N-3/135, IRC Village, Nayapalli, Bhubaneswar, Odisha - 751015, India
Telephone	0674-2300478
Fax	0674-2303756
E-mail (only for information)	ocpltd@gmail.com



1067

Allotment Agreement for Manoharpur and Dipside Manoharpur Coal Mine

IN WITNESS WHEREOF, the Parties have caused this Agreement to be duly executed by their duly authorised representatives on the date and year written below, at New Delhi:

Signatories

The Nominated Authority

Odisha Coal and Power Limited

Vivek Bharadwaj
Name: Vivek Bharadwaj
Date: March 30, 2015



Kshirod Chandra Brahma
Name: Kshirod Chandra Brahma
Designation: General Manager (Mines)
Date: March 30, 2015
Duly authorized to execute this Agreement pursuant to resolution passed by the board of directors of the Odisha Coal and Power Limited.

General Manager (Mines)
Odisha Coal and Power Ltd.
Bhubaneswar

